



US00RE37096E

(19) **United States**
(12) **Reissued Patent**
Houlihan

(10) **Patent Number:** **US RE37,096 E**
(45) **Date of Reissued Patent:** **Mar. 20, 2001**

- (54) **DIGITAL SPORTS WATCH CASING**
- (75) Inventor: **John T. Houlihan**, Southbury, CT (US)
- (73) Assignee: **Timex Corporation**, Middlebury, CT (US)
- (21) Appl. No.: **29/053,845**
- (22) Filed: **Apr. 12, 1996**

Related U.S. Patent Documents

Reissue of:

- (64) Patent No.: **Des. 345,926**
Issued: **Apr. 12, 1994**
Appl. No.: **29/610,875**
Filed: **Nov. 9, 1990**

- (51) **LOC (6) Cl.** **10 02**
- (52) **U.S. Cl.** **D10/30; D10/38**
- (58) **Field of Search** D10/1-40, 122-132;
368/280-282, 276-277, 28-30, 285, 239-242,
82-84, 41-44

(56) **References Cited**

U.S. PATENT DOCUMENTS

D. 265,063	6/1982	Iida .
D. 266,831	11/1982	Iida .
D. 269,546	6/1983	Rogers .
D. 270,243	8/1983	Porsche .
D. 278,687	5/1985	Guigliaro .
D. 279,273	6/1985	Guigliaro .
D. 287,341	12/1986	Grimes .
D. 323,993	2/1992	Lee .
D. 330,166	10/1992	Park .
D. 338,160	8/1993	Houlihan .
D. 345,926	4/1994	Houlihan .
3,871,170	3/1975	Bergey .

OTHER PUBLICATIONS

Timex 1985 Catalog, p. 27: Style No. 62911.
 Timex 1986 Catalog, p. 23: Style No. 60151, Style No. 62911, Style No. 63731.
 Timex 1987 Catalog, p. 27: Style No. 60151, Style No. 60161, Style No. 62911, Style No. 63731.

Timex 1988 Catalog, p. 27, 31, 33, 34, Style No. 60151, Style No. 60161, Style No. 62911, Style No. 63731, Style No. M484/485, Foldout "Introducing—the New Timex Merchandising System".
 Timex 1989 Catalog, p. 29, Style No. 82111.
 Timex 1990 Catalog, p. 31, Style No. 60151, Style No. 60161, Style No. 82111, Style No. 62911, Style No. 63731, Style No. 85148.
 U.S. application No. 08/631,349, Digital Sports Watch[D], John T. Houlihan, filed Nov. 9, 1990.
 Best Catalog, 1986/87, see p. 97, item #14 (circled) upper left corner.

Primary Examiner—Martie K. Holtje
 (74) *Attorney, Agent, or Firm*—Arthur G. Schaier

(57) **CLAIM**

The ornamental design for a digital sports watch *casing*, as shown and described.

DESCRIPTION

FIG. 1 is a front elevational view of a digital sports watch *casing*, showing my new design;
 FIG. 2 is a left side elevational view;
 FIG. 3 is a right side elevational view;
 FIG. 4 is a top plan view;
 FIG. 5 is a bottom plan view; *and*,
 FIG. 6 is a rear elevational view[.] *thereof*.
 [FIG. 7 is a front elevational view drawn to an enlarged scale with the band removed for convenience of illustration;]
 [FIG. 8 is a top plan view of FIG. 7;]
 [FIG. 9 is a bottom plan view of FIG. 7;]
 [FIG. 10 is a left side elevational view of FIG. 7;]
 [FIG. 11 is a right side elevational view of FIG. 7; and]
 [FIG. 12 is a rear elevational view of FIG. 7.]

1 Claim, 2 Drawing Sheets

Matter enclosed in heavy brackets [] appears in the original patent, but forms no part of this reissue; matter printed in italics indicates the additions made by reissue.

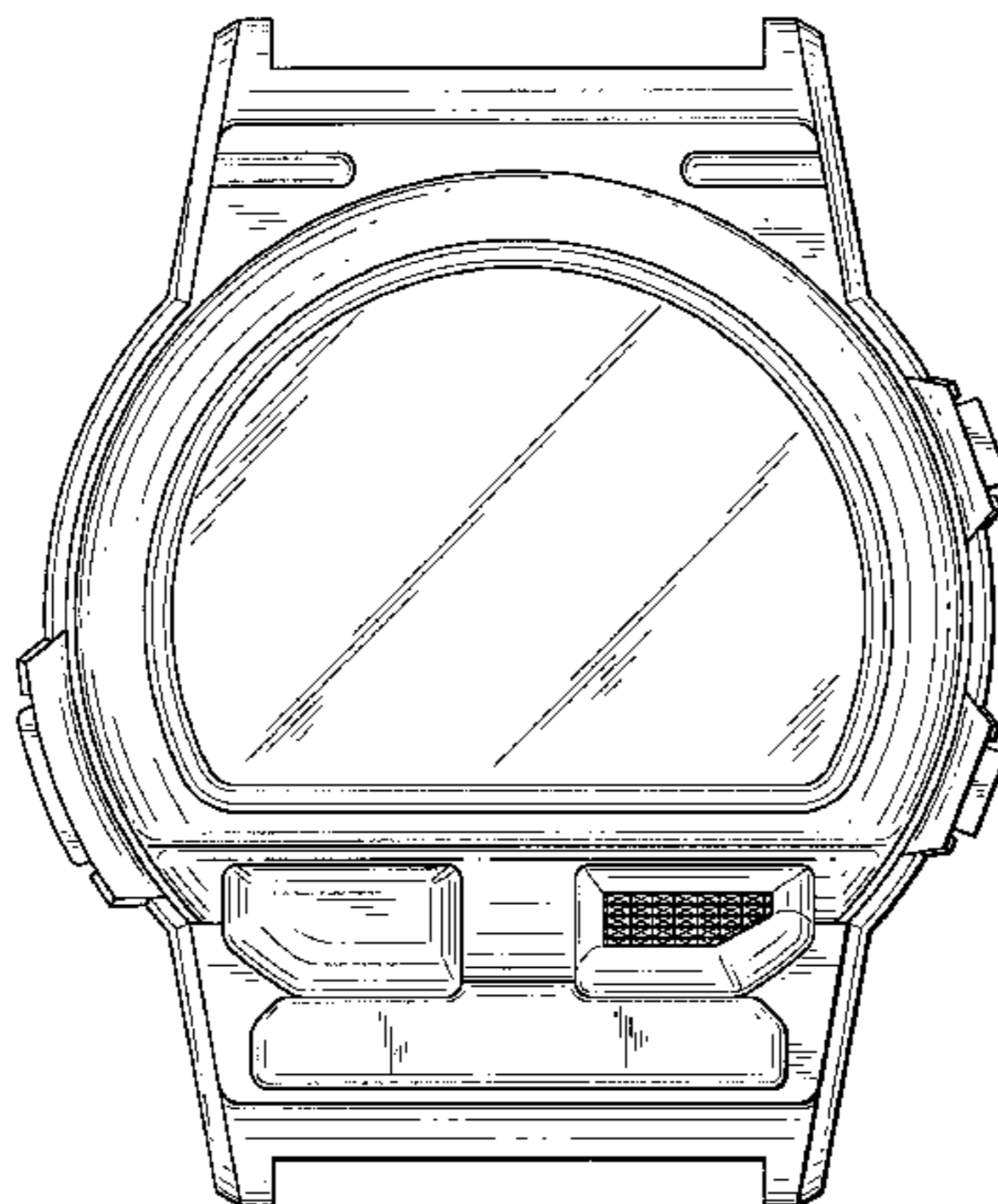




FIG. 4

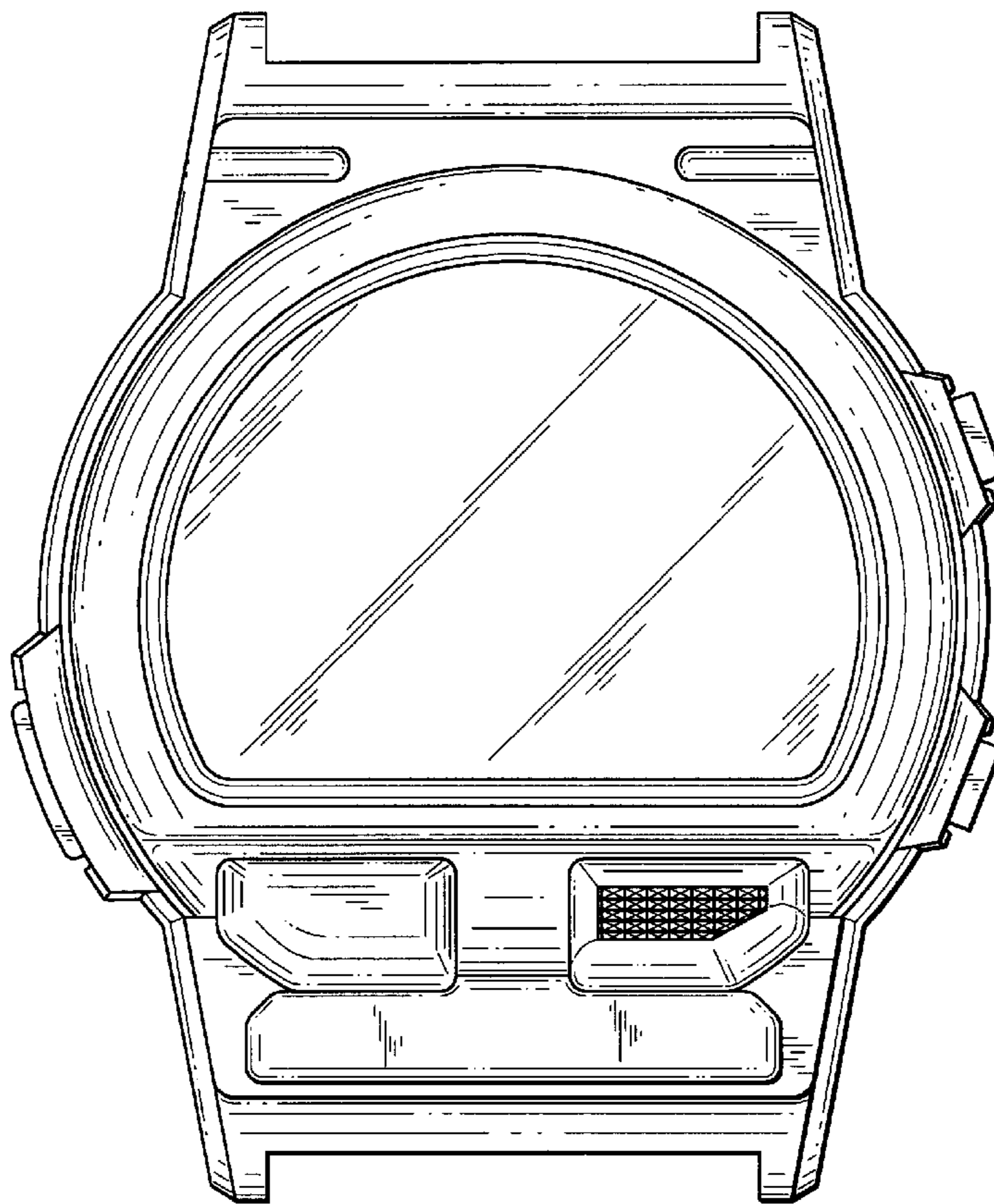


FIG. 1



FIG. 5

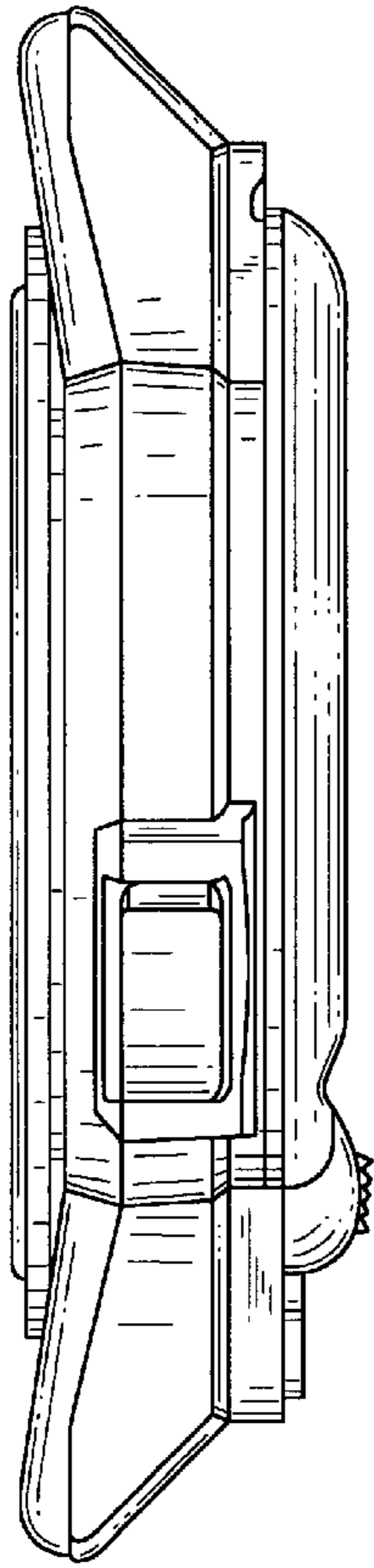


FIG. 2

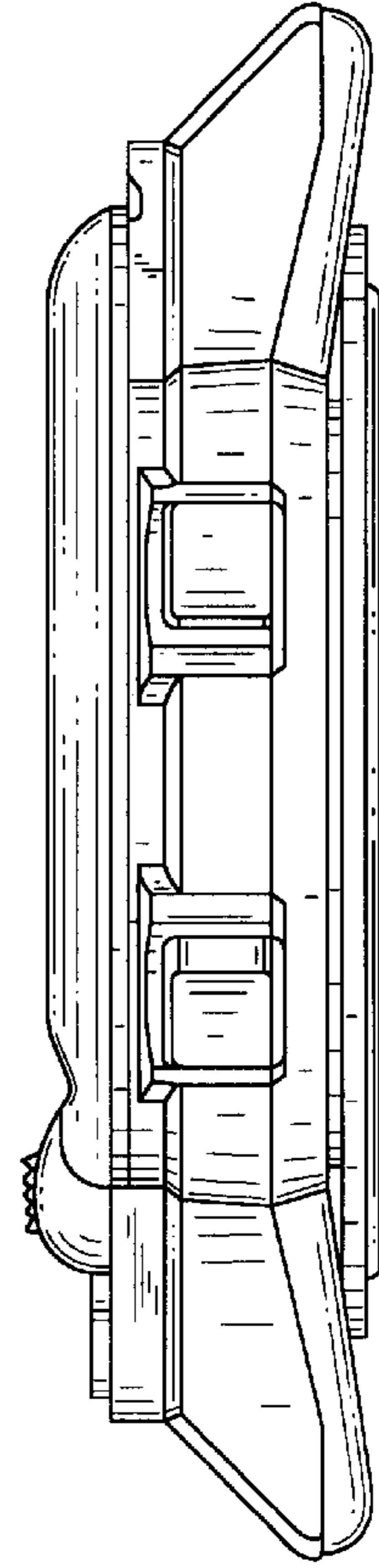


FIG. 3

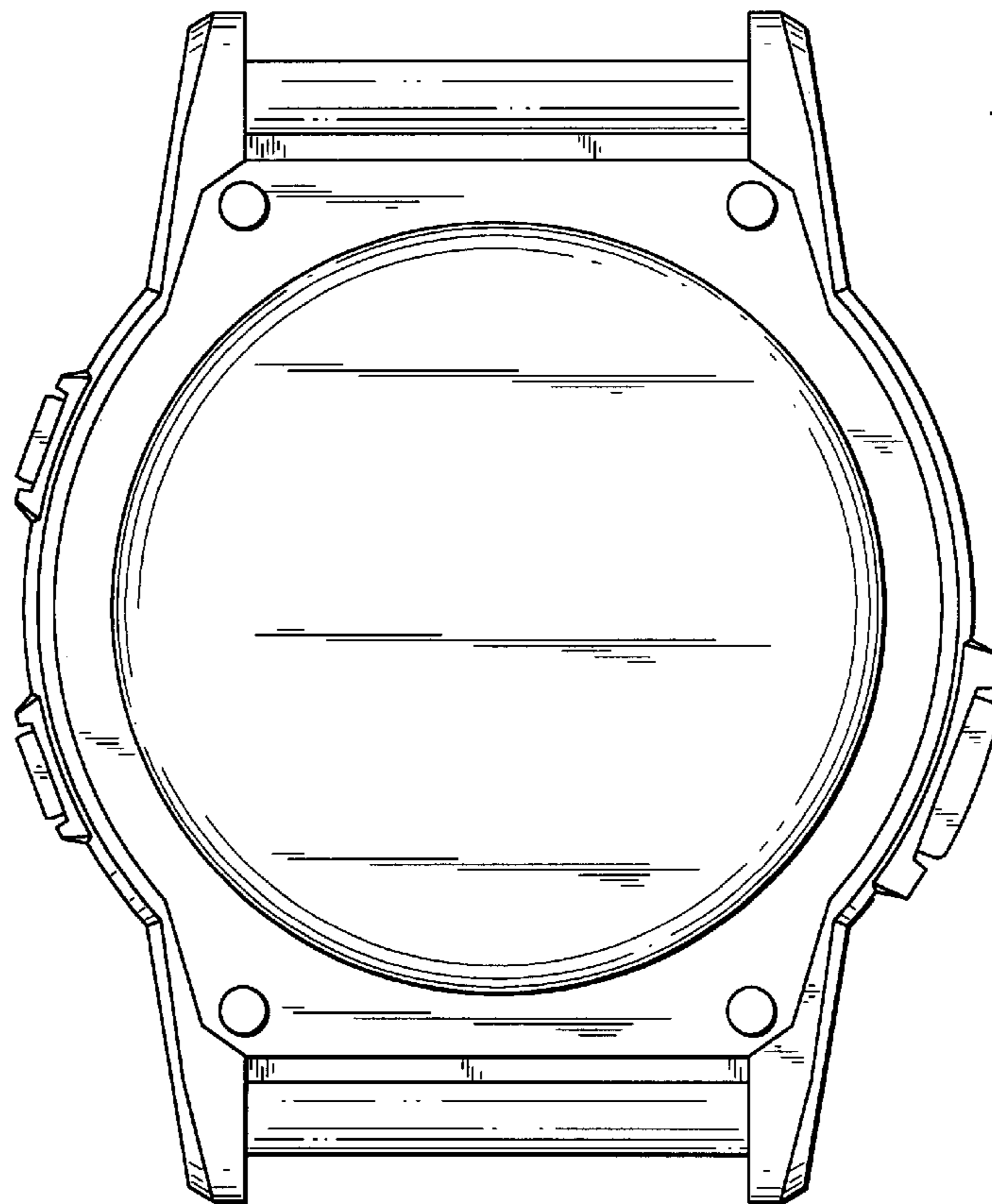


FIG. 6