



US00RE36595E

**United States Patent** [19]  
**Newman**

[11] E

**Patent Number: Re. 36,595**

[45] **Reissued Date of Patent: Mar. 7, 2000**

[54] **WATER PIPE**

[76] Inventor: **Mark R. Newman**, P.O. Box 17009,  
Tucson, Ariz. 85731

[21] Appl. No.: **29/051,332**

[22] Filed: **Feb. 20, 1996**

*Primary Examiner—Susan J. Lucas*  
*Assistant Examiner—Jennifer Rivard*  
*Attorney, Agent, or Firm—LaRiviere, Grubman & Payne, LLP*

[57] **CLAIM**

The ornamental design for a water pipe, as shown and described.

**Related U.S. Patent Documents**

Reissue of:

[64] Patent No.: **Des. 354,583**  
Issued: **Jan. 17, 1995**  
Appl. No.: **29/014,263**  
Filed: **Oct. 18, 1993**

[51] **LOC (6) Cl.** ..... **27-02**  
[52] **U.S. Cl.** ..... **D27/162**  
[58] **Field of Search** ..... D27/162; 131/173,  
131/330

[56] **References Cited**

**U.S. PATENT DOCUMENTS**

D. 243,256	2/1977	Grihalva	.....	D27/162
D. 246,389	11/1977	Graham	.....	D27/162
D. 346,673	5/1994	Newman	.....	D27/162
D. 354,583	1/1995	Newman	.....	D27/162
3,881,499	5/1975	McFadden et al.	.....	131/173
4,108,152	8/1978	Kahler	.....	131/173
4,142,536	3/1979	DeCarlo	.....	131/173
4,142,539	3/1979	DeCarlo	.....	131/173
4,244,383	1/1981	Kahler	.....	131/180

**DESCRIPTION**

FIG. 1 is a perspective view of a water pipe, showing my design, *the broken lines are for purposes of illustration only and form no part of the invention;*

FIG. 2 is a side elevational view, the opposite side view being a mirror image thereof, *the broken lines are for purposes of illustration only and form no part of the invention;*

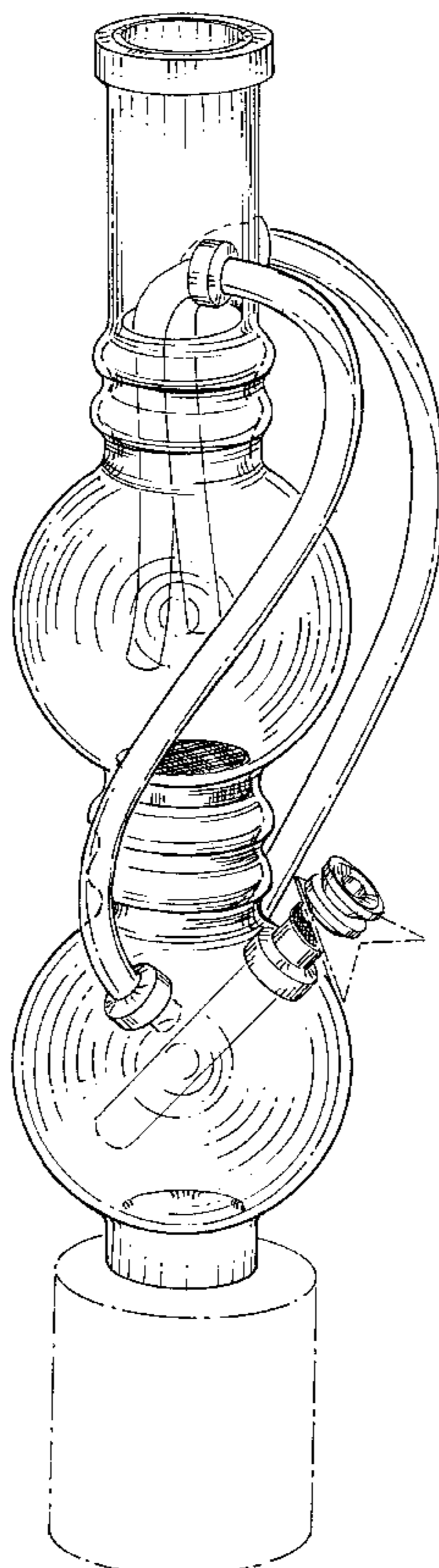
FIG. 3 is a front elevational view thereof, *the broken lines are for purposes of illustration only and form no part of the invention; and,*

FIG. 4 is a top plan view thereof, *the broken lines are for purposes of illustration only and form no part of the invention; and,*

FIG. 5 is a bottom plan view thereof, *the broken lines are for purposes of illustration only and form no part of the invention.*

**1 Claim, 3 Drawing Sheets**

**Matter enclosed in heavy brackets [ ] appears in the original patent, but forms no part of this reissue; matter printed in italics indicates the additions made by reissue.**



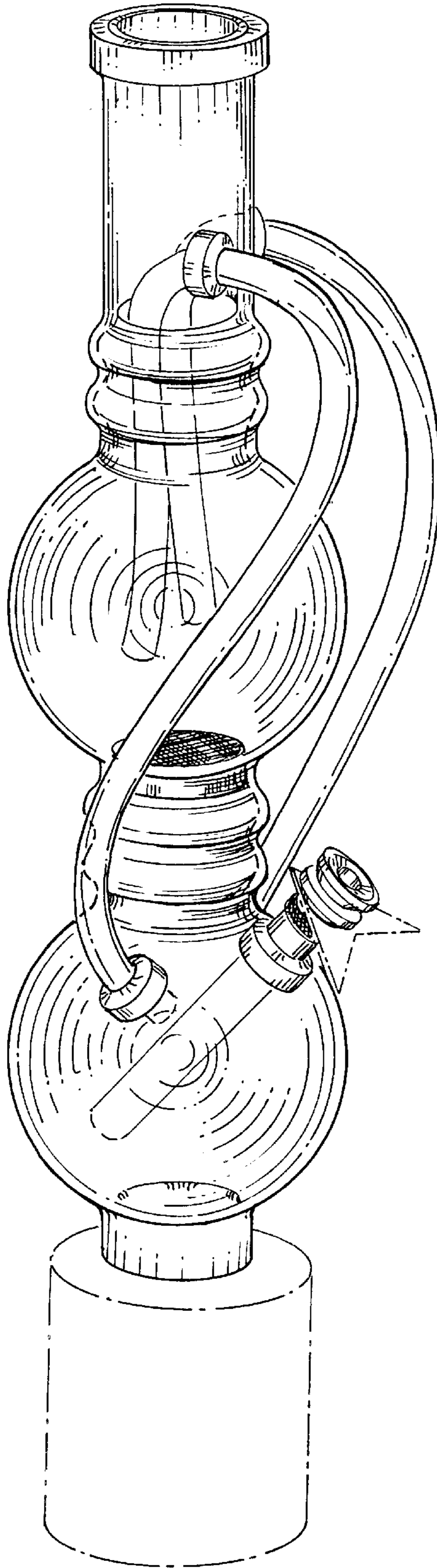


FIG. 1

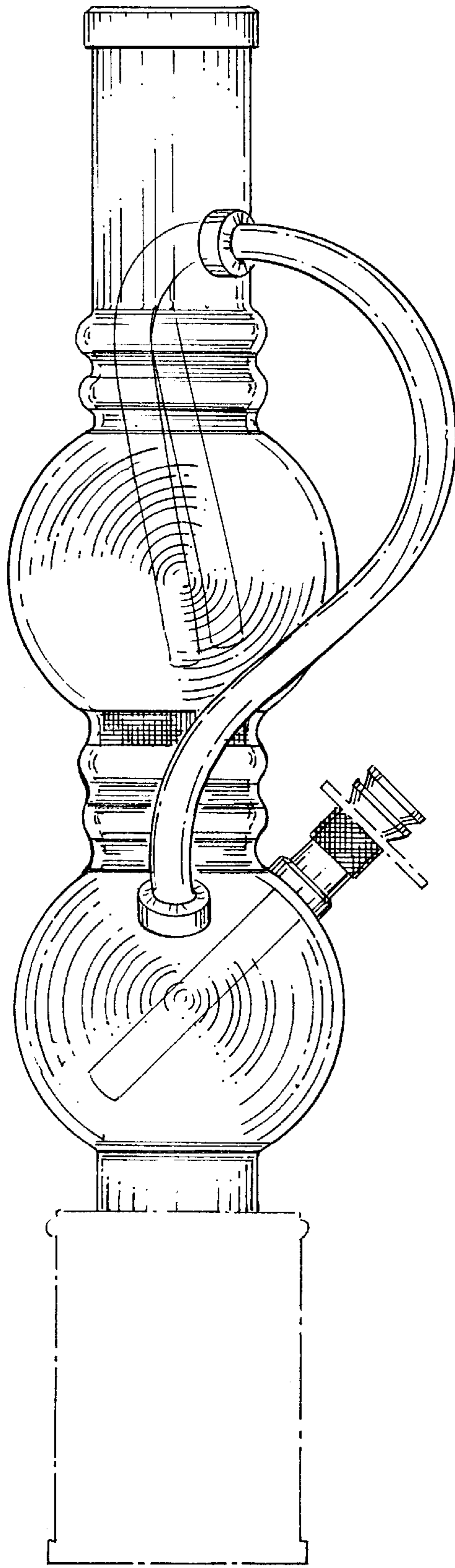


FIG. 2

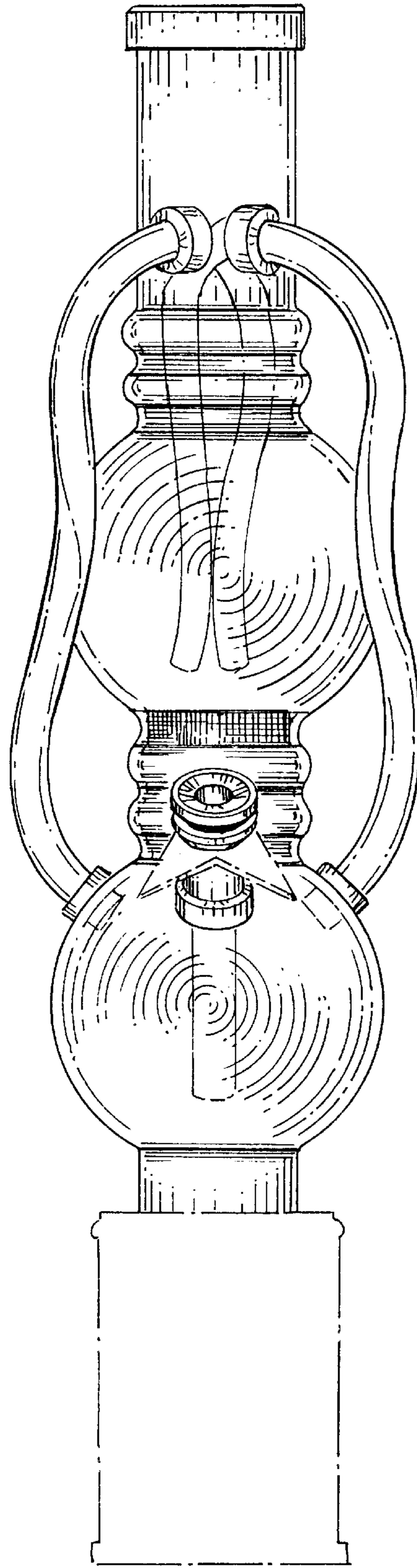


FIG. 3

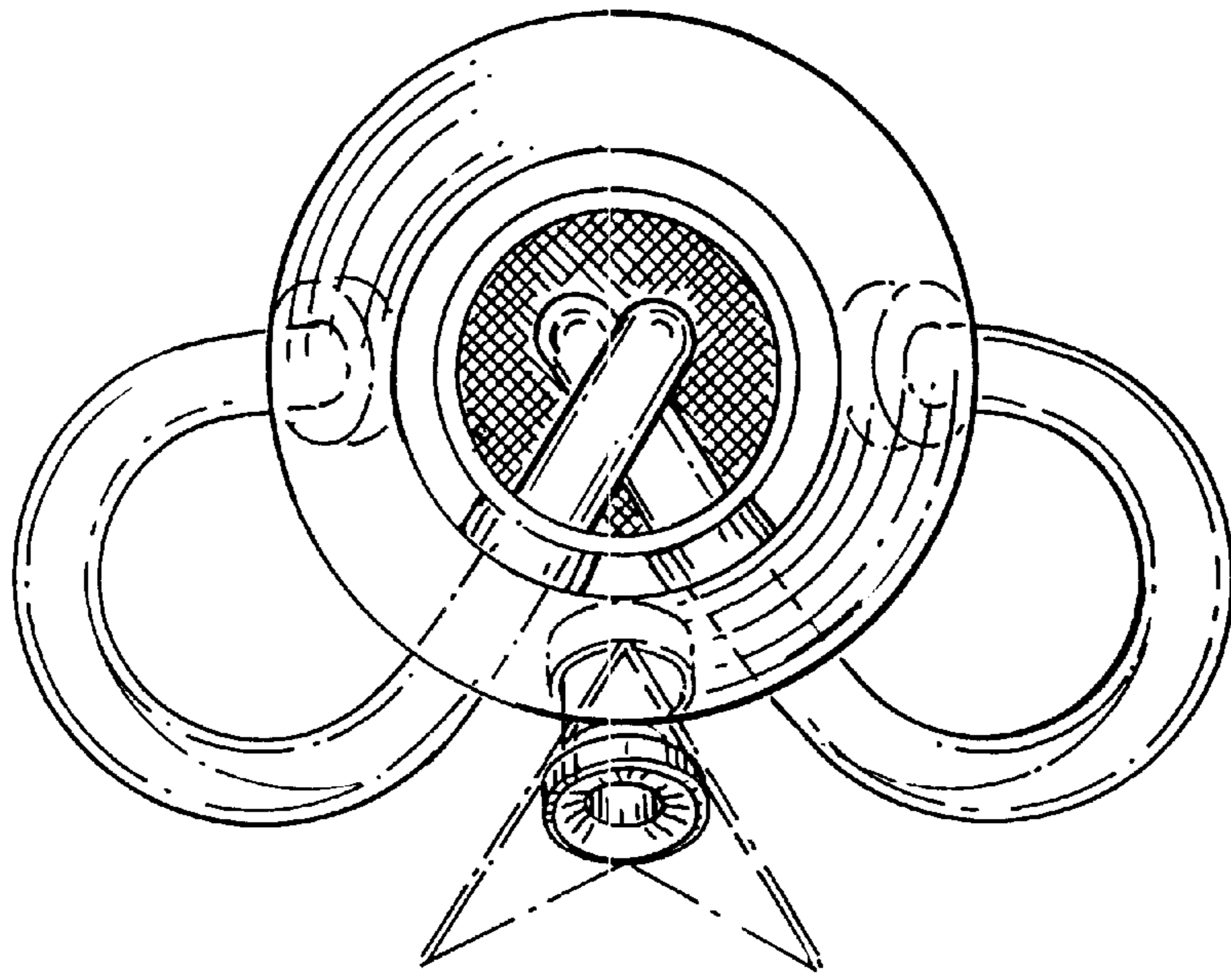


FIG. 4

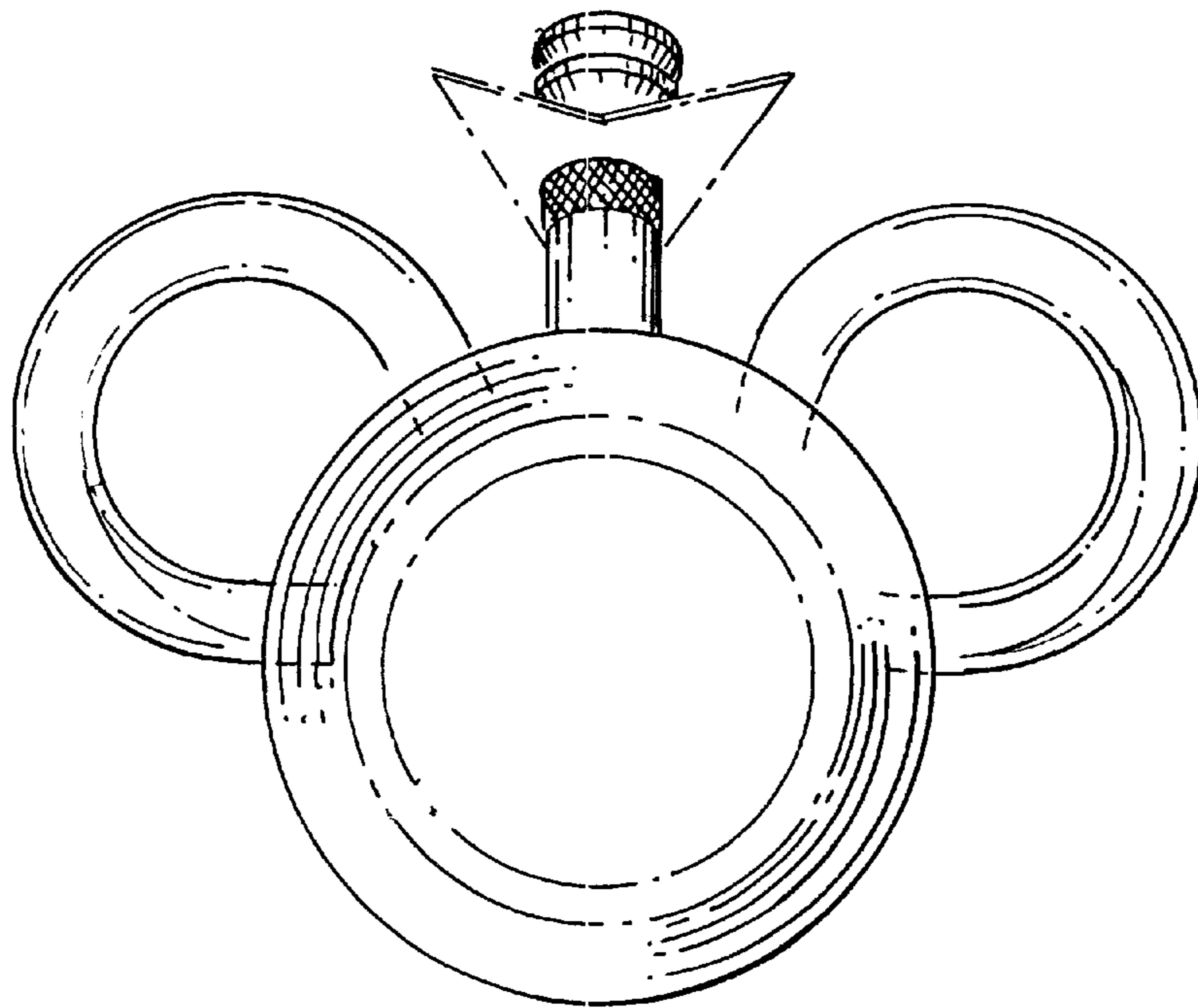


FIG. 5