



US00RE36205E

United States Patent [19]
Ueda

[11] E **Patent Number: Re. 36,205**
[45] **Reissued Date of Patent: May 4, 1999**

[54] **SPEEDOMETER FOR A BICYCLE**
[75] Inventor: **Takashi Ueda, Izumi, Japan**
[73] Assignee: **Cateye Co., Ltd., Osaka, Japan**
[21] Appl. No.: **29/076,663**
[22] Filed: **Sep. 12, 1997**

Attorney, Agent, or Firm—Olson & Hierl, Ltd.

[57] **CLAIM**

The ornamental design for a speedometer for a bicycle, as shown and described.

DESCRIPTION

FIG. 1 is a front view of a speedometer for a bicycle showing my new design;
FIG. 2 is a rear view thereof;
FIG. 3 is a top plan view thereof;
FIG. 4 is a bottom plan view thereof;
FIG. 5 is a left side view thereof;
FIG. 6 is a right side view thereof;
FIG. 7 is a front perspective view thereof;
FIG. 8 is a referential perspective view thereof showing the state in use.
The broken line showing of a band is for illustrative purposes only and forms no part of the claimed design.

Related U.S. Patent Documents

Reissue of:

[64] Patent No.: **Des. 374,186**
Issued: **Oct. 1, 1996**
Appl. No.: **29/042,954**
Filed: **Aug. 21, 1995**

[30] **Foreign Application Priority Data**

Jul. 12, 1995 [JP] Japan 7-20252

[51] **Int. Cl.⁶** **10 04**
[52] **U.S. Cl.** **D10/98**
[58] **Field of Search** **D10/98; 235/95 R,**
235/95 A, 95 C; 324/160-180

[56] **References Cited**

U.S. PATENT DOCUMENTS

D. 361,044 8/1995 Ueda D10/98

Primary Examiner—Antoine Duval Davis

1 Claim, 3 Drawing Sheets

Matter enclosed in heavy brackets [] appears in the original patent, but forms no part of this reissue; matter printed in italics indicates the additions made by reissue.




FIG. 1

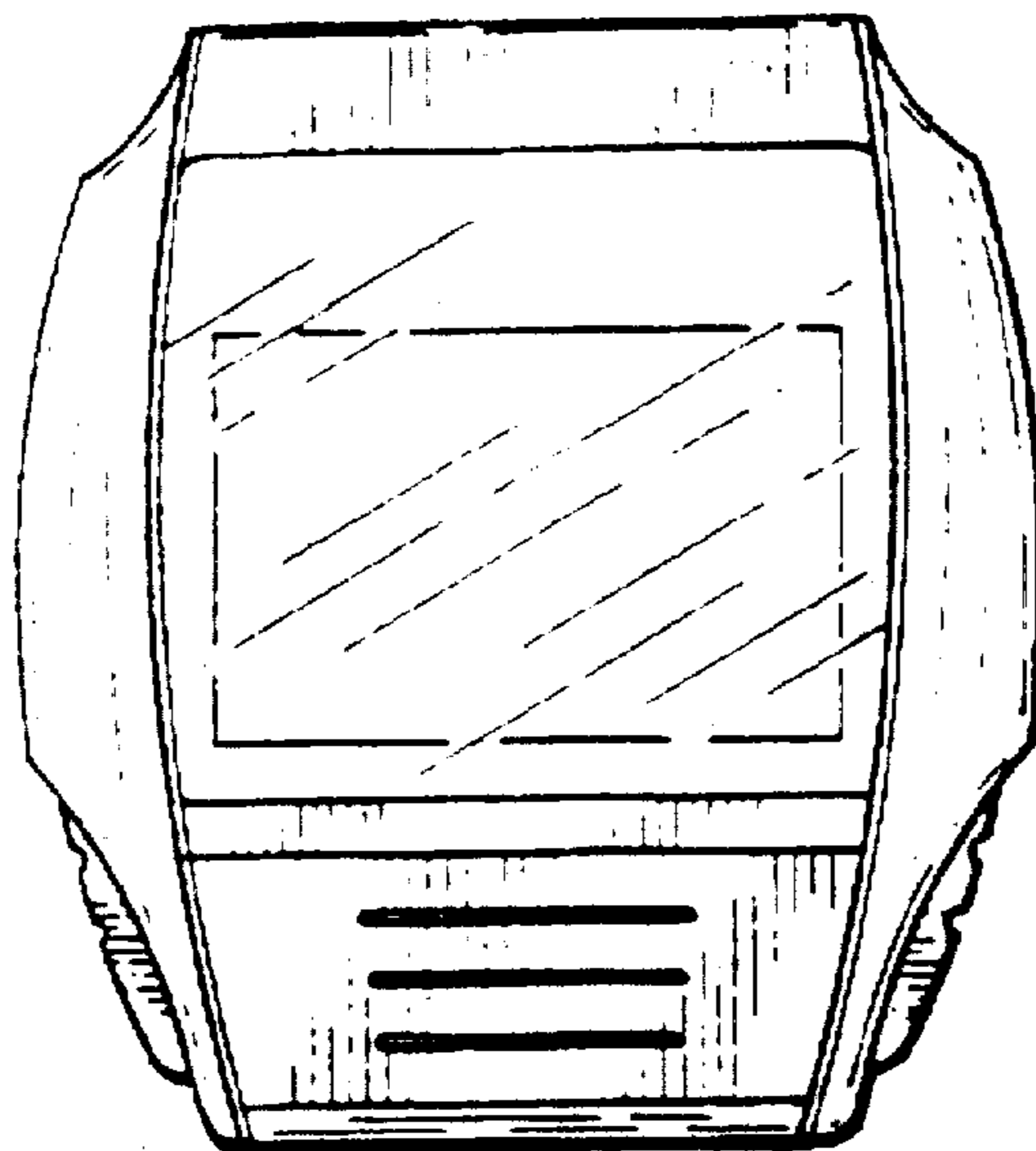


FIG. 2

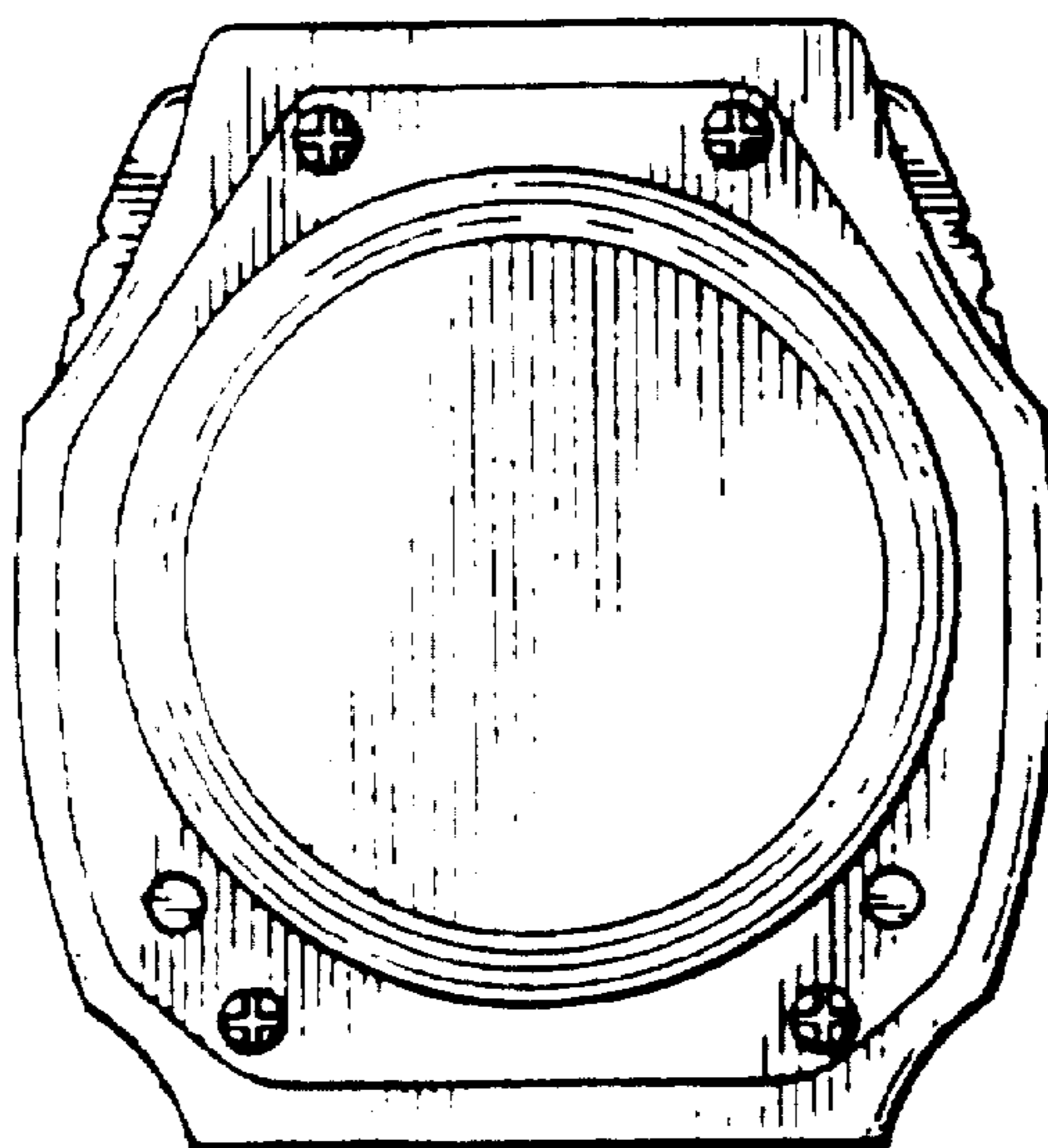


FIG. 3




FIG. 4




FIG. 5




FIG. 6



FIG. 7




FIG. 8

