



US00RE36193E

United States Patent [19]
Newman

[11] E

Patent Number: Re. 36,193

[45] **Reissued Date of Patent: Apr. 27, 1999**

[54] **WATER PIPE**

[76] **Inventor: Mark R. Newman, P.O. Box 17009,
Tucson, Ariz. 85731**

[21] **Appl. No.: 29/052,444**

[22] **Filed: Feb. 20, 1996**

*Primary Examiner—Susan J. Lucas
Assistant Examiner—Jennifer Rivard
Attorney, Agent, or Firm—LaRiviere, Grubman & Payne,
LLP*

[57] **CLAIM**

The ornamental design for a water pipe, as shown and described.

Related U.S. Patent Documents

Reissue of:

[64] **Patent No.: Des. 355,274**
Issued: Feb. 7, 1995
Appl. No.: 29/013,496
Filed: Sep. 27, 1993

[51] **LOC (6) Cl. 27-02**

[52] **U.S. Cl. D27/162**

[58] **Field of Search D27/162; 131/173,
131/330**

[56] **References Cited**

U.S. PATENT DOCUMENTS

D. 246,389	11/1977	Graham	D27/162
D. 248,573	7/1978	Graham	D27/162
D. 256,506	8/1980	Graham	D27/162
D. 346,673	5/1994	Newman	D27/162
D. 355,274	2/1995	Newman	D27/162
3,881,499	5/1975	McFadden et al.	D27/162 X
4,108,152	8/1978	Kahler	131/173
4,171,703	10/1979	Locke	131/173
4,216,785	8/1980	Erickson	131/173
4,244,383	1/1981	Kahler	131/180

DESCRIPTION

FIG. 1 is a perspective view of a water pipe showing my design, *the broken lines are for purposes of illustration only and form no part of the invention;*

FIG. 2 is a front elevational view thereof, *the broken lines are for purposes of illustration only and form no part of the invention;*

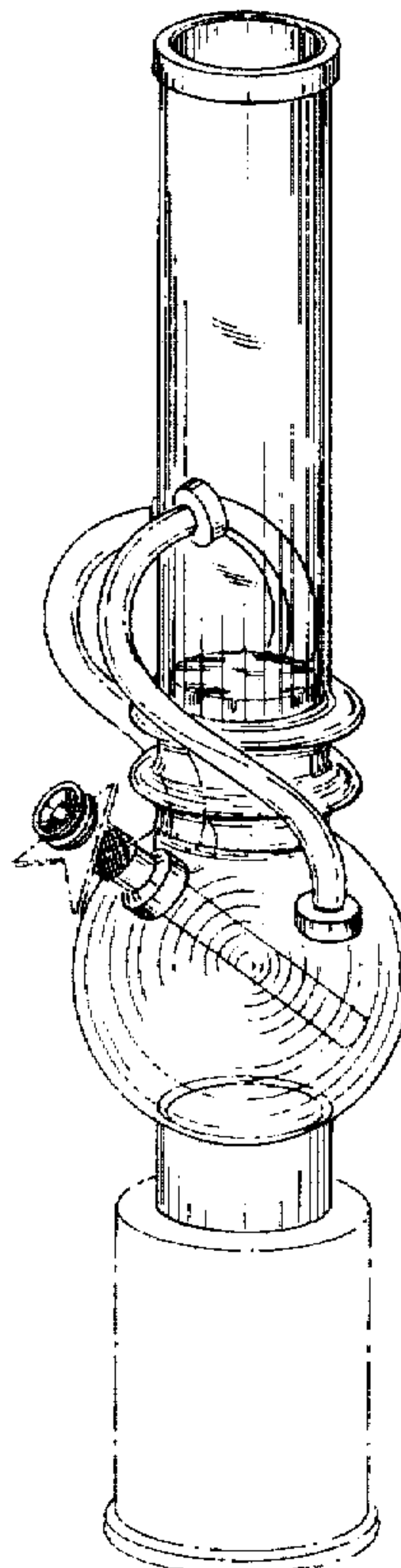
FIG. 3 is a right side elevational view thereof with the opposite side being a mirror image thereof, *the broken lines are for purposes of illustration only and form no part of the invention;* and,

FIG. 4 is a top plan view thereof, *the broken lines are for purposes of illustration only and form no part of the invention.*

The undisclosed bottom plan view is a planar and unornamented.

1 Claim, 2 Drawing Sheets

Matter enclosed in heavy brackets [] appears in the original patent, but forms no part of this reissue; matter printed in italics indicates the additions made by reissue.



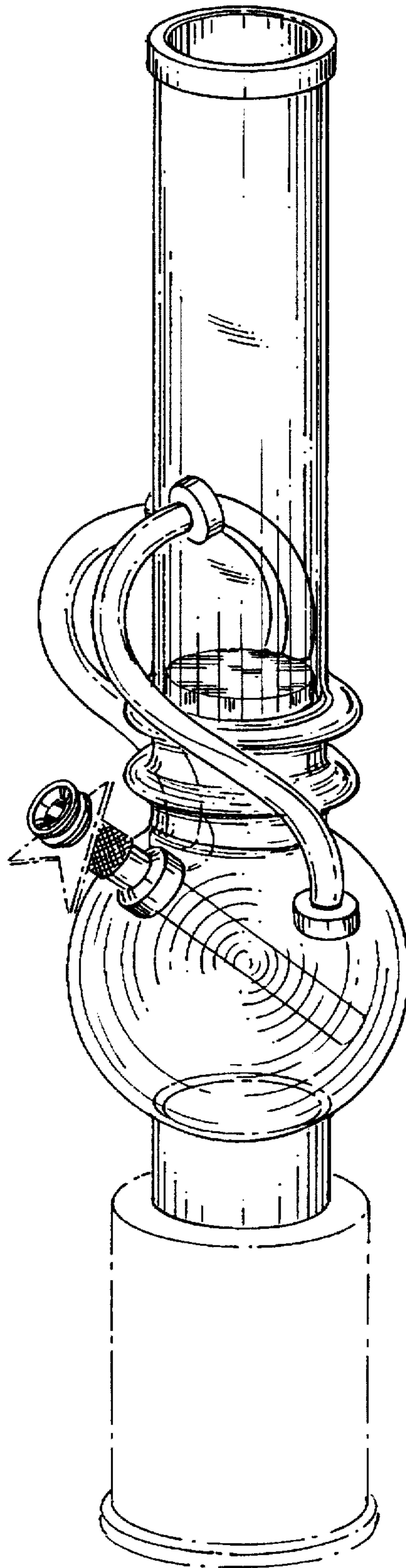


FIG. 1




FIG. 4

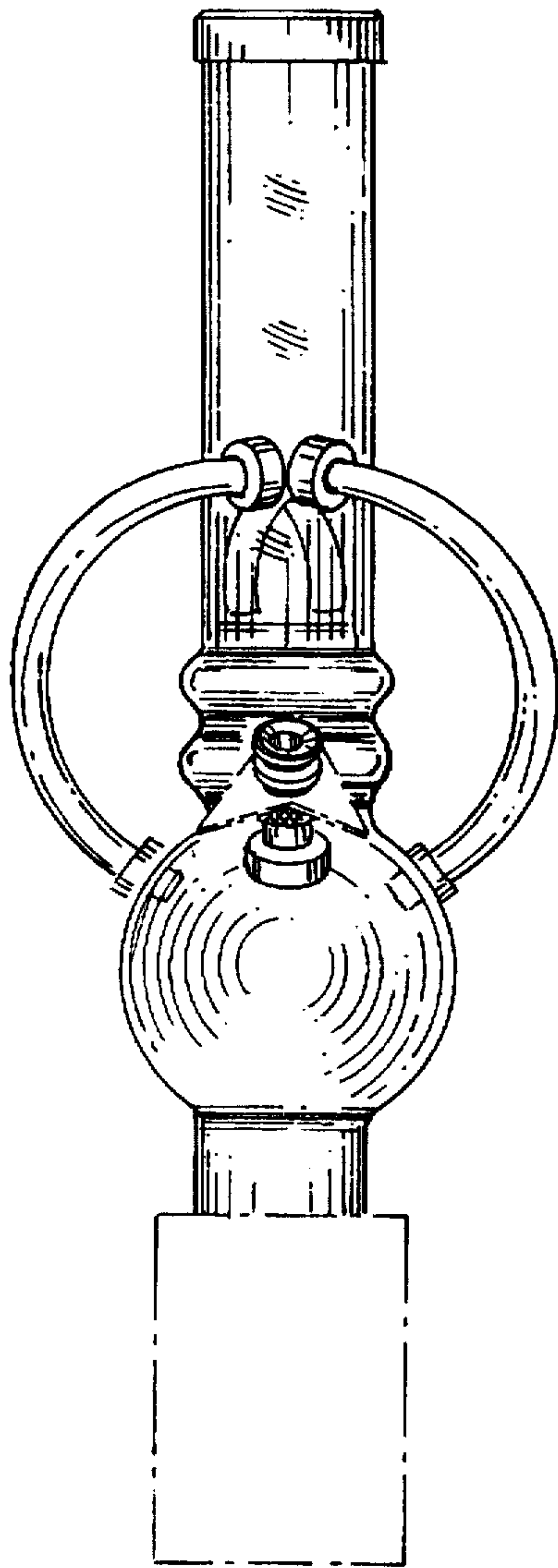


FIG. 2

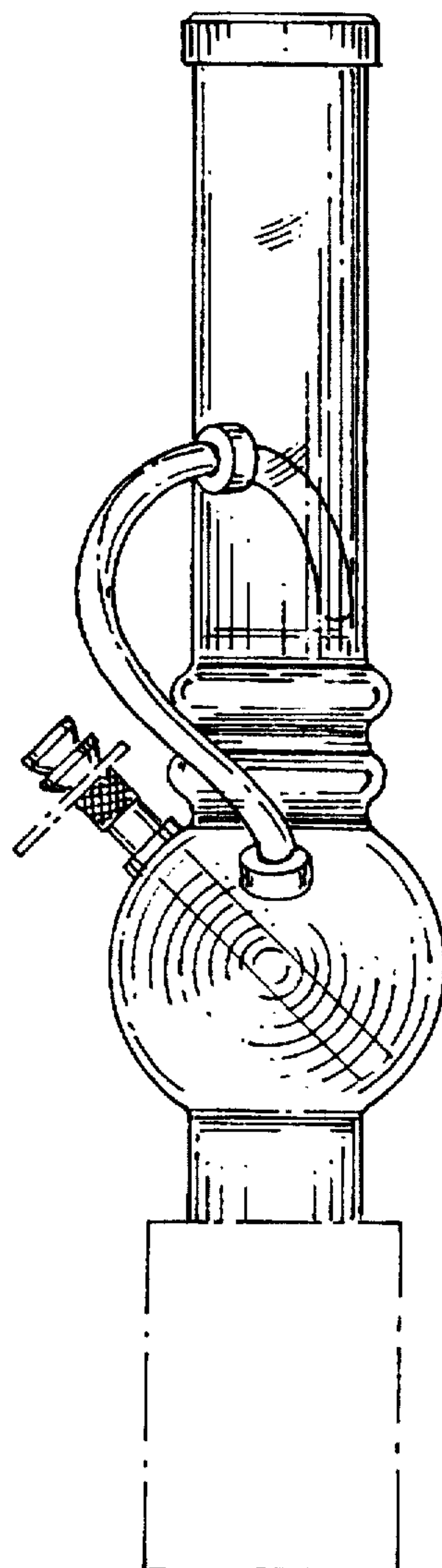


FIG. 3