



US00RE35045E

United States Patent [19]

[11] E

Patent Number: Re. 35,045

Winston et al.

[45] **Reissued Date of Patent: Oct. 3, 1995**

[54] **METHOD FOR REMOVING SOLDERING FLUX WITH ALKALINE METAL CARBONATE SALTS AND AN ALKALI METAL SILICATE**

[75] Inventors: **Anthony E. Winston**, East Brunswick; **Francis R. Cala**, Highland Park; **Alfredo Vinci**, Dayton; **M. Stephen Lajoie**, Basking Ridge, all of N.J.

[73] Assignee: **Church & Dwight Co., Inc.**, Princeton, N.J.

[21] Appl. No.: **257,103**

[22] Filed: **Jun. 8, 1994**

Related U.S. Patent Documents

Reissue of:

[64] Patent No.: **5,234,506**
Issued: **Aug. 10, 1993**
Appl. No.: **896,660**
Filed: **Jun. 10, 1992**

U.S. Applications:

[63] Continuation-in-part of Ser. No. 731,512, Jul. 17, 1991, abandoned.

[51] Int. Cl.⁶ **C23G 5/06**

[52] U.S. Cl. **134/40; 130/2; 130/42; 252/135; 252/174.14**

[58] Field of Search **139/2, 38, 40, 139/42; 252/135, 174.14**

[56] **References Cited**

U.S. PATENT DOCUMENTS

2,739,129	3/1956	Manchot	252/89
2,741,599	4/1956	McDonald et al.	252/138
3,021,132	2/1962	Diamond et al.	134/10
3,672,993	6/1972	Mitchell et al.	134/3
3,847,663	11/1974	Shumaker	134/2
3,904,685	9/1975	Shahidi et al.	260/537

4,087,703	5/1978	White	134/22
4,214,915	7/1980	Dillarstone et al.	134/19
4,228,048	10/1980	Tesdahl	260/17.4
4,283,299	8/1981	Becker et al.	252/90
4,304,680	12/1981	Wixon	252/114
4,347,152	8/1982	Wixon	252/174
4,348,292	9/1982	Ginn	252/90
4,362,640	12/1982	Schreiber	252/135
4,382,825	5/1983	McCready	134/2
4,434,069	2/1984	Fairchild	252/174
4,457,322	7/1984	Rubin et al.	134/2
4,521,332	6/1985	Milora	252/527
4,528,039	7/1985	Rubin et al.	134/2
4,539,133	9/1985	Boskamp	252/109
4,554,026	11/1985	Cosper et al.	134/38
4,741,863	5/1988	Yamamoto et al.	252/547
4,756,846	7/1988	Matsuura et al.	252/156
4,783,281	11/1988	Bishop et al.	252/135
4,820,440	4/1989	Hemm et al.	252/135
4,820,441	4/1989	Evans et al.	252/174.18
4,844,744	7/1989	Leiter et al.	134/40
4,869,844	9/1989	Johnson	252/159
5,015,408	5/1991	Reuss	252/99
5,049,200	9/1991	Brunner et al.	134/2
5,096,609	5/1992	Dany et al.	252/135
5,108,641	4/1992	Ahmed et al.	252/94

Primary Examiner—Sam Silverberg
Assistant Examiner—Saeed Chaudhry
Attorney, Agent, or Firm—Charles B. Barris

[57] **ABSTRACT**

The present invention relates to environmentally safe aqueous cleaning compositions for cleaning electronic circuit assemblies, such as printed circuit or printed wiring boards, during their fabrication. Alkali metal carbonate and bicarbonate salts are utilized with an alkali metal silicate to achieve a variety of objectives, among which are the removal of solder flux, oils, waxes, and greasy substances, adhesives and other residues as well as provide anti-corrosion protection and metal brightening.

15 Claims, 7 Drawing Sheets

Fig. 1: GLASS BOARD RESULTS

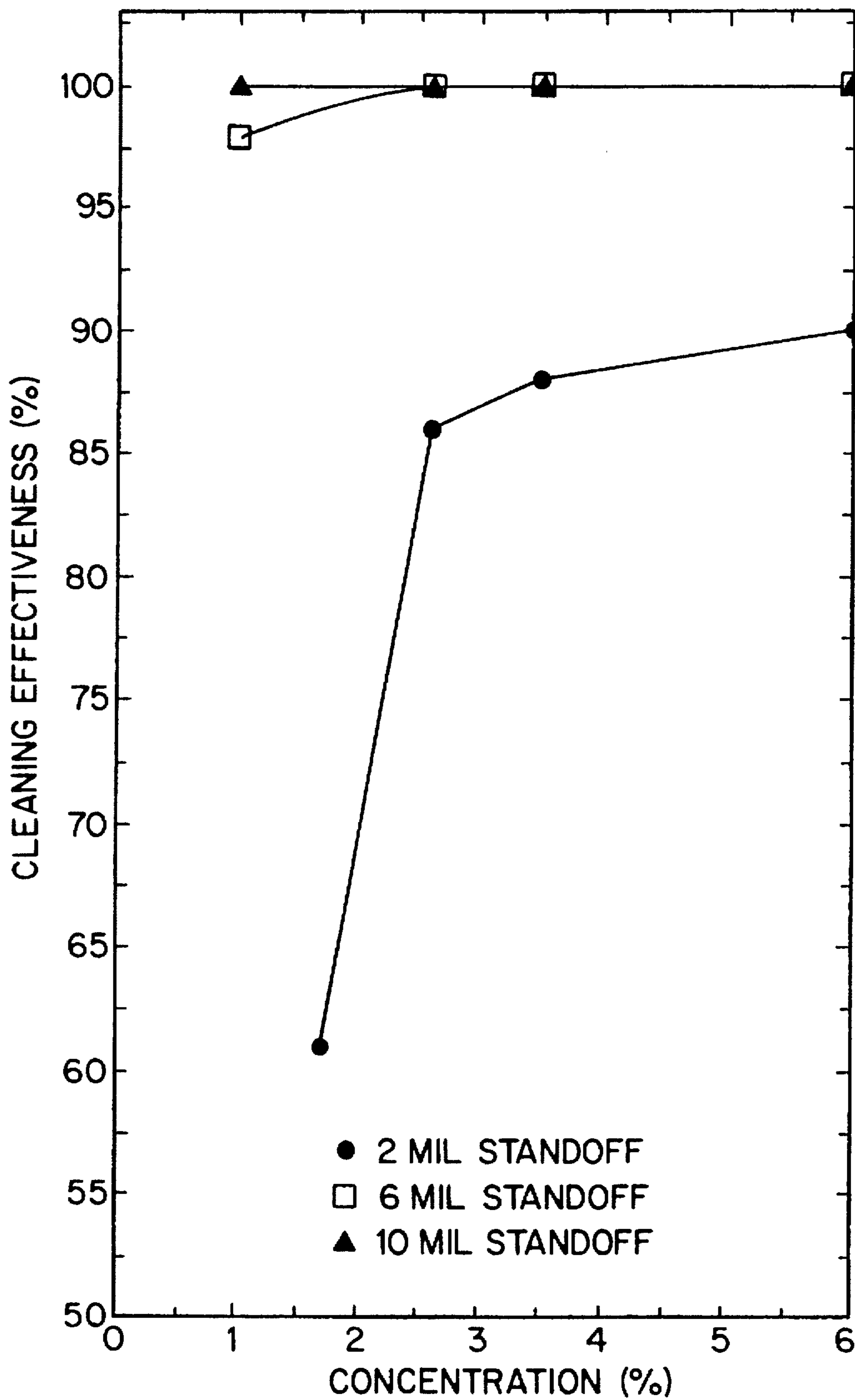


Fig. 2: H40 BOARD
VISUAL RESULTS

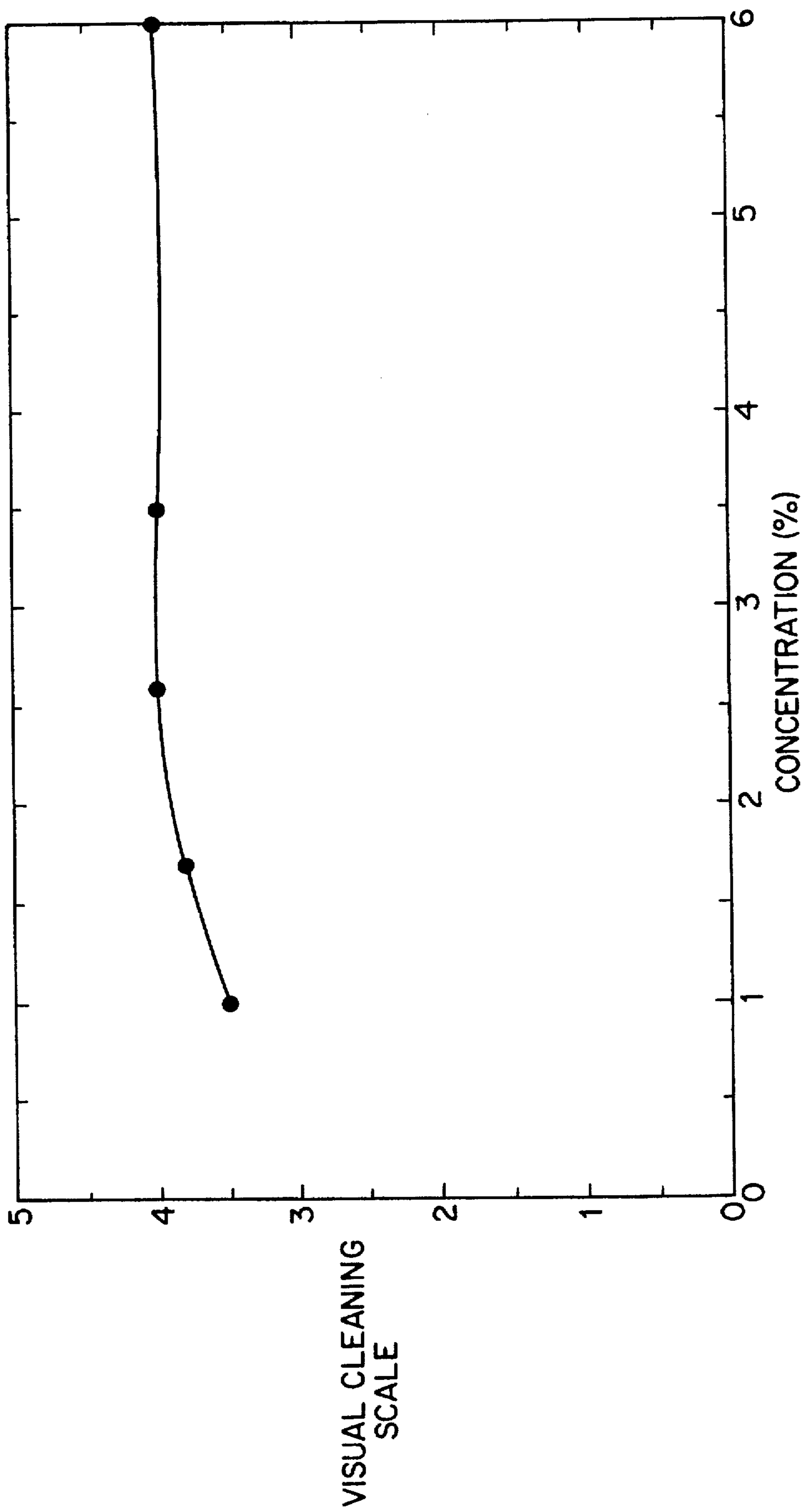


Fig. 3 :H40 BOARD
Ω METER RESULTS

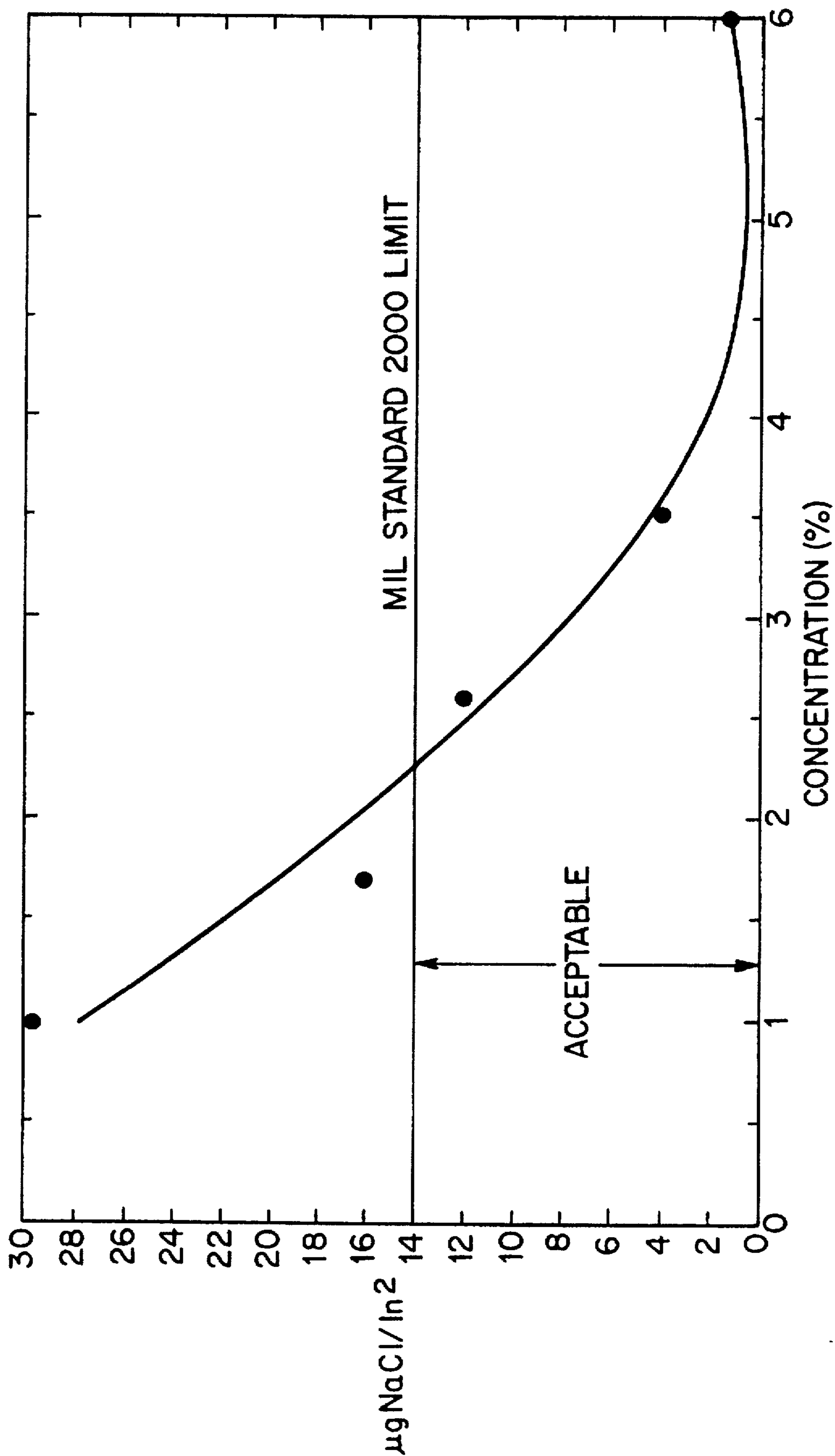


Fig. 4: WAVE SOLDERED DEMO BOARD
VISUAL RESULTS

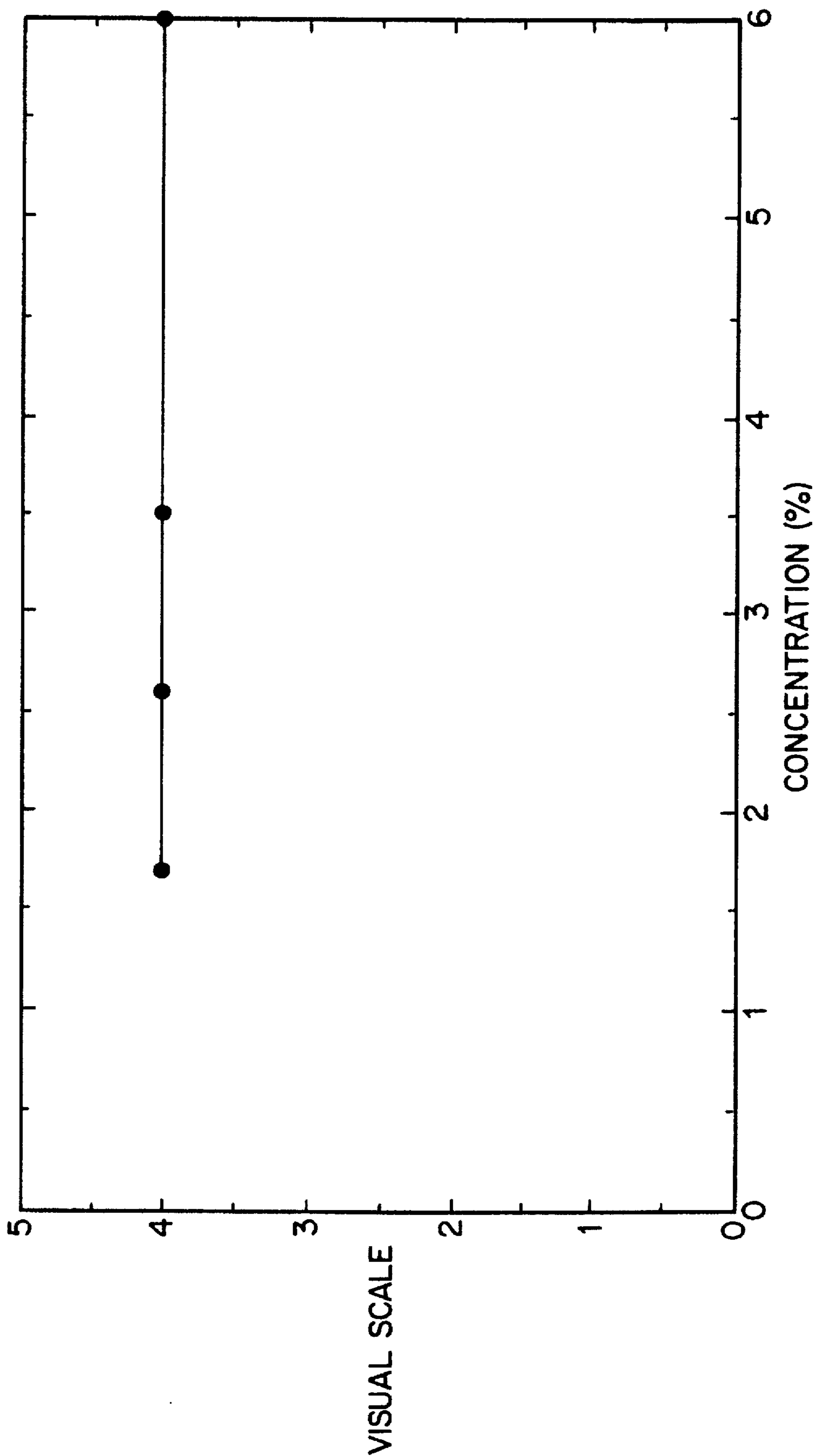


Fig. 5: WAVE SOLDERED DEMO BOARD
IONIC CONTAMINATION RESULTS

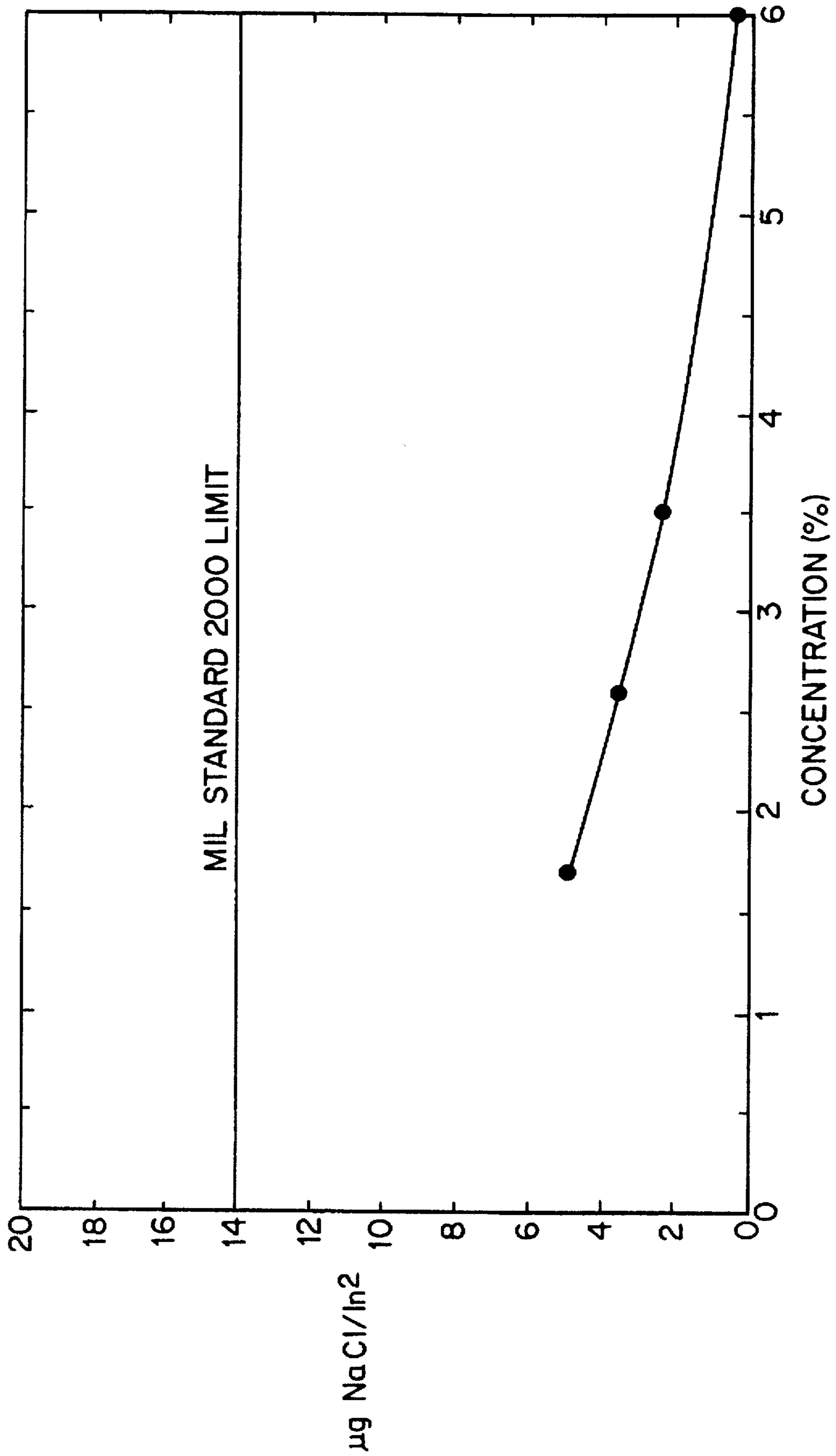


Fig. 6: REFLOWED DEMO BOARD
VISUAL RESULTS

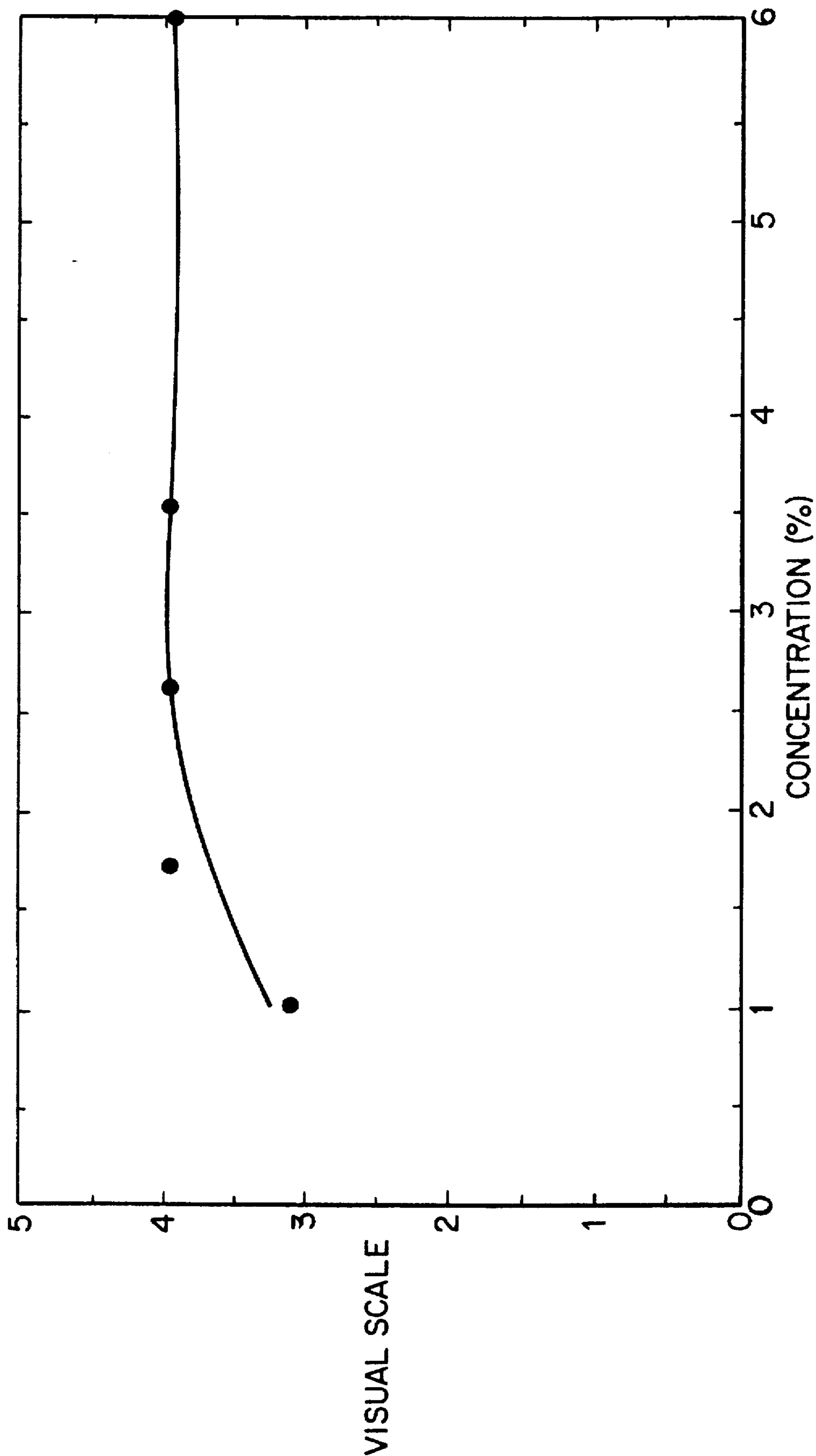
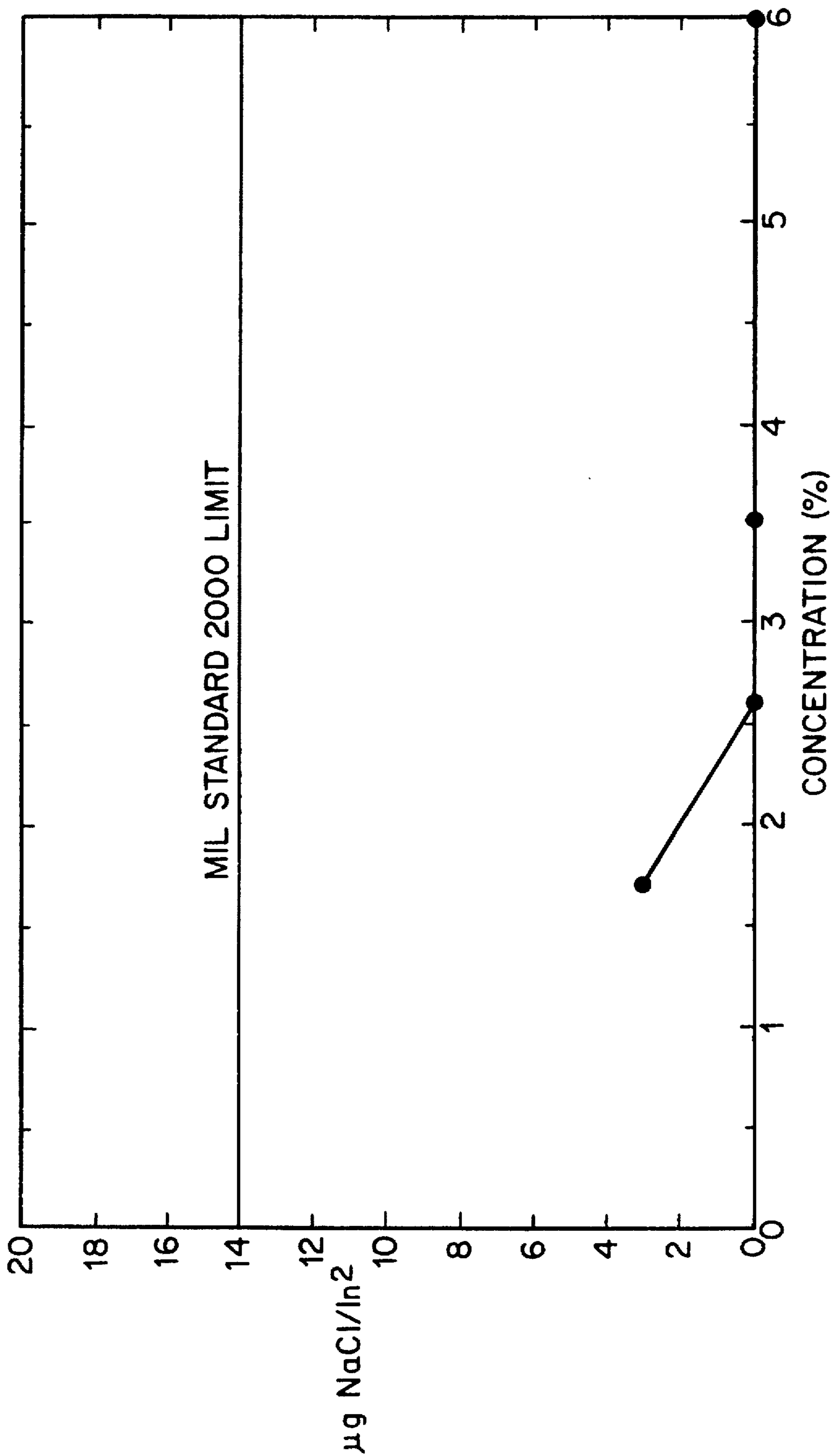


Fig. 7 :REFLOWED DEMO BOARD
IONIC CONTAMINATION RESULTS



1

**METHOD FOR REMOVING SOLDERING
FLUX WITH ALKALINE METAL
CARBONATE SALTS AND AN ALKALI
METAL SILICATE**

Matter enclosed in heavy brackets [] appears in the original patent but forms no part of this reissue specification; matter printed in italics indicates the additions made by reissue.

This is a continuation-in-part application of U.S. Ser. No. 07/731,512, filed Jul. 17, 1991 and now abandoned.

FIELD OF THE INVENTION

The present invention relates to environmentally safe aqueous flux removing compositions for cleaning electronic circuit assemblies, such as printed circuit or printed wiring boards, during their fabrication. Alkali metal carbonate and bicarbonate salts are utilized preferably with various adjuvants, including a specified anti-corrosion and brightening agent, to achieve a variety of objectives, among which are the removal of solder flux, oils, waxes and greasy substances and adhesive and other residues.

BACKGROUND OF THE INVENTION

The cleanliness of electronic circuit assemblies (ECA), such as printed circuit boards (PCB) or printed wiring boards (PWB), is generally regarded as being critical to their functional reliability. Ionic and nonionic contamination on circuit assemblies is believed to contribute to premature failures of the circuit assemblies by allowing short circuits to develop.

In the manufacture of electronic circuit assemblies, ionic and nonionic contamination can accumulate after one or more steps of the process. Circuit assembly materials are plated, etched, handled by operators in assembly, coated with corrosive or potentially corrosive fluxes and finally soldered.

In the fabrication of electronic circuit assemblies, e.g., printed circuit boards, soldering fluxes are first applied to the substrate board material to ensure firm, uniform bonding of the solder. These soldering fluxes fall into two broad categories: rosin and non-rosin, or water soluble, fluxes. The rosin fluxes, which are generally only moderately corrosive and have a much longer history of use, are still widely used throughout the electronics industry. The water soluble fluxes, which are a more recent development, are being used increasingly in consumer products applications. Because water soluble fluxes contain strong acids and/or amine hydrohalides, such fluxes are very corrosive. Unfortunately, residues of any flux can cause circuit failure if residual traces of the material are not carefully removed following soldering and thus remain on an electronic circuit assembly.

While water soluble fluxes can be easily removed with warm, soapy water, the removal of rosin flux from printed circuit boards is more difficult and has therefore traditionally been carried out with the use of chlorinated hydrocarbon solvents such as 1,1,1-trichloroethane, trichloroethylene, trichloromonofluoromethane, methylene chloride, trichlorotrifluoroethane (CFC113), tetrachlorodifluoroethane (CFC112) or mixtures or azeotropes of these and/or other solvents. These solvents are undesirable, however, because they are toxic and when released into the environment deplete the ozone layer and/or contribute to the greenhouse global warming effect. Thus, use of such solvents is subject to close scrutiny by the Occupational Safety and Health

2

Administration (OSHA) and the Environmental Protection Agency (EPA), and stringent containment equipment must be used. Moreover, if released into the environment these solvents are not readily biodegradable and are thus hazardous for long periods of time.

Alkaline cleaning compounds known as the alkanolamines, usually in the form of monoethanolamine, have been used for rosin flux removal as an alternative to the toxic chlorinated hydrocarbon solvents. These high pH compounds (e.g., about 12 pH), chemically react with rosin flux to form a rosin soap through the process of saponification. Other organic substances such as surfactants or alcohol derivatives may be added to these alkaline cleaning compounds to facilitate the removal of such rosin soap. Unfortunately, these compounds, as well as the water soluble soldering fluxes, have a tendency to cause corrosion on the surfaces and interfaces of printed wiring boards if such compounds and fluxes are not completely and rapidly removed during the fabrication process.

In other approaches, Daley et al., U.S. Pat. No. 4,635,666 utilize a highly caustic solution having a pH of 13 in a batch cleaning process. This method severely oxidizes the solder applied to the circuit board. In Hayes et al., U.S. Pat. Nos. 4,640,719 and 4,740,247 rosin soldering flux and other residues are removed from electronic assemblies by means of terpene compounds in combination with terpene emulsifying surfactants by rinsing in water.

The complete removal of adhesive and other residues also poses a problem. During the manufacture of electronic circuit assemblies the components are mounted on the upper surface of the board with leads protruding downwardly through holes in the board and are secured to the bottom surface of the board by means of an adhesive. Further, it is sometimes necessary to temporarily protect certain portions of the board from processing steps such as the process of creating corrosion resistant gold connecting tabs at the board edges. This transient protection of portions of the circuit board can be achieved by the application of special adhesive tape to susceptible areas. Once such protection is no longer needed, the adhesive tape must be removed. In both instances, a residue of adhesive generally remains which, if not thoroughly removed, can cause premature board failure. Removal of this adhesive residue has traditionally been carried out by the use of chlorinated solvents which, as already described, are toxic and environmentally undesirable.

Thus the residual contaminants which are likely to be found on electronic circuit assemblies and which can be removed by the compositions and method of the present invention include, but are not limited to, for example, rosin flux, photoresist, solder masks, adhesives, machine oils, greases, silicones, lanolin, mold release, polyglycols and plasticizers.

In copending, commonly assigned U.S. Ser. No. 731,512, filed Jul. 17, 1991, improved cleaning compositions characterized by non-corrosiveness and low environmental impact, unlike the prior art chlorinated hydrocarbon solvents and alkaline cleaners, are employed for printed wiring board and printed circuit board cleaning. As disclosed therein, printed circuit/wiring board cleaning compositions are provided comprising alkali metal carbonate and bicarbonate salts so combined that they have, when used in concentrations of about 1 to 15 percent by weight, a Ph of from about 10, or less, to 12 and an adequate reserve of titratable alkalinity, at least equivalent to from about 0.2 to 4.5 percent caustic potash (potassium hydroxide), when titrated to the

colorless phenolphthalein end point. At least about 50 percent and, preferably, at least about 65 percent by weight of the carbonate salts comprise potassium carbonate. The aqueous cleaning solutions generally contain from about 1 to 15 percent or even more depending on the particular conditions and, preferably, from about 2 to 8 percent by weight of the salts comprising the cleaning composition. In addition, the cleaning solutions usually contain a small amount, e.g., from about 50 to 5000 ppm of a water soluble reducing agent (oxygen scavenger). Preferably, the cleaning solution also contain at use a small amount, e.g., up to about 0.1 percent by weight of an antifoam agent. These, as well as other adjuvants, e.g., wetting agents, surfactants, etc., can be included with the salts per se or in any solution thereof no matter what the concentration of salts therein. When used according to the above, the compositions do not leave an undesirable residual film.

While the cleaning compositions of the above-mentioned copending application advantageously achieve the objectives stated therein such as providing a method for the safe and effective removal of rosin soldering fluxes from electronic circuit assemblies such as printed circuit boards without otherwise adversely affecting the boards, further improvement with respect to providing anti-corrosion protection to metal components including the solder joints as well as the connecting tabs along the edges of the boards and for providing brightening of all solder joints and metal connectors is still needed.

SUMMARY OF THE INVENTION

It is an object of the present invention to provide compositions and soldering fluxes from electronic circuit assemblies, e.g., printed circuit boards, without t assemblies, e.g., printed circuit boards, without otherwise adversely affecting the boards. It is a further objective of this invention to provide safe ad effective compositions and methods for the removal of other residual contaminants from printed circuit assemblies. Still further, another objective of the invention is to provide anti-corrosion protection to the printed circuit assemblies and to brighten solder joints, metalized connecting tabs at the board edges and other metal or metalized features of the assemblies.

This invention provides cleaning compositions and methods for the removal of rosin solder fluxes and other residues during the fabrication of printed circuit or wiring boards. As a result, the possibility of premature circuit failure that might occur in the absence of such cleaning is eliminated or greatly reduced. The cleaning efficacy of the compositions of the invention is such that printed wiring boards thus treated meet stringent U.S. Department of Defense specifications.

The compositions of the invention are characterized by non-corrosiveness and anti-corrosive protection as well as low environmental impact, unlike the chlorinated hydrocarbon solvents and highly alkaline cleaners that have heretofore been employed for printed wiring board and printed circuit board cleaning. Advantageously, the flux removing compositions, as used herein, exhibit lower biological oxygen demands (BOD) and chemical oxygen demands (COD) than formulations currently available. For example, BODs and CODs below 20,000 ppm in the wash water and considerably lower, e.g. less than 300 ppm in the rinse water result upon using the cleaning compositions of this invention. Accordingly, the rise water can be sewerred without further treatment and minimal, if any, treatment is needed to remove the organics from the wash water before sewerred,

thus eliminating the need for costly water treatment.

The present invention provides printed circuit/wiring board cleaning compositions essentially formed from the aqueous cleaning compositions as set forth in aforementioned U.S. Ser. No. 731,512 and comprising alkali metal carbonate salts or a mixture of alkali metal carbonate and bicarbonate salts. At least about 50 percent and, preferably, at least about 65 percent by weight of the carbonate salts comprise potassium carbonate. The aqueous cleaning solutions generally contain from about 0.1 to about 15 percent by weight of the salts or more depending on the particular conditions. In addition and in accordance with the improvements found with respect to anti-corrosion protection and metal brightening, the aqueous cleaning solutions of this invention further contain from about 0.01 to 2 percent by weight of an alkali metal silicate. Other adjuvants, e.g., wetting agents, anti-foam agents, surfactants, etc., can be included with the salts per se or in any solution thereof no matter what the concentration of salts therein.

BRIEF DESCRIPTION OF THE FIGURES

The efficacy of this invention will be better understood by reference to FIGS. 1-7 herein wherein the test results of certain embodiments of the cleaning solutions of this invention are illustrated.

FIGS. 1, 2, 4, and 6 represent typical curves showing the cleaning efficiencies of various concentrations of cleaning solutions resulting from visual testing as described herein.

FIGS. 3, 5, and 7 represent typical curves showing the cleaning efficiencies of various concentrations of cleaning solutions resulting from equilibrium resistivity measurements as described herein.

DETAILED DESCRIPTION OF THE INVENTION

The objects and advantages mentioned above as well as other objects and advantages may be achieved by the compositions and methods hereinafter described.

Essentially, the flux removing compositions of this invention comprise certain alkali metal salts and alkali metal salt mixtures as specifically set forth in afore-mentioned U.S. Ser. No. 731,512 with the addition of an alkali metal silicate. Accordingly, the term "flux removing compositions" as used herein is intended to define the mixture of active ingredients comprised of the alkali metal salts including the added alkali silicate and, if desired, any added adjuvants as hereinlater described.

As hereinlater set forth, the flux removing compositions may be formulated into concentrated solutions. The terms "flux removing concentrated solutions" or "concentrates" as used herein define aqueous mixtures containing from about 5 to 45 or more percent by weight of the flux removing compositions with the balance being essentially water.

As used herein the terms "flux removing solutions" or "flux removing solutions in use" is meant to define aqueous mixtures containing from about 0.1 to 15 percent by weight of the flux removing composition with the balance comprised essentially of water and which are the solutions employed in the cleaning methods of the invention. Also, as used herein, "flux removing composition" and "cleaning composition" have the same meaning since as stated previously, the electronic circuit assemblies including printed circuit boards and printed wiring boards often contain residues other than fluxes which the compositions of this

5

invention are able to remove and thus "flux removing composition" is intended as an all-purpose cleaner.

In accordance with the invention, additives, adjuvants, or the like, may be included with the flux removing compositions, flux removing concentrates, or the flux removing solutions in use.

The flux removing compositions of the present invention contain alkali metal carbonates or mixtures of alkali metal carbonates and bicarbonates. The alkali metals contemplated include potassium, sodium and lithium, with potassium being preferred. The carbonate salts include potassium carbonate, potassium carbonate dihydrate, and potassium carbonate trihydrate, sodium carbonate, sodium carbonate decahydrate, sodium carbonate heptahydrate, sodium carbonate monohydrate, sodium sesquicarbonate and the double salts and mixtures thereof. The bicarbonate salts include potassium bicarbonate, sodium bicarbonate, lithium bicarbonate and mixtures thereof. Generally, the cleaning compositions of the invention will contain the carbonate salts in amounts of from about 70 to 100 percent, preferably, about 82.5 to 92.5 percent, for example, about 87.5 percent by weight. The carbonate salts comprise at least about 50 percent, preferably at least about 65 percent, for example, about 75 percent by weight of potassium carbonate. The bicarbonate salts are present in amounts of about 0 to 30 percent, preferably, about 0 to 15 percent, for example, about 12.5 percent by weight, based on the total amount of the carbonate and bicarbonate salts utilized. As set forth above, the alkali metal carbonate and bicarbonate salts are utilized in combinations and in concentrations such that the resultant solutions have a pH of from about 10, or somewhat less, to 13, preferably from about 10 to less than 12 and, more preferably from 10.5-10.9. The desired pH of the cleaning solution may depend on the type of flux being removed. Thus, the lower pH range is desirable and effective for removing the more easily removed fluxes. However, a pH of above 11.5 is preferred when removing the more difficult to remove solder paste fluxes. It is most desirable that the salts used in combination at the dilution of the wash bath and at the desired pH also have an adequate reserve of titratable alkalinity, as least equivalent to form about 0.2 to 4.5 percent caustic potash (potassium hydroxide), when titrated to the colorless phenolphthalein end point, which is at about pH 8.4.

The cleaning compositions of the present invention also include an alkali metal silicate which is added for the purpose of providing improved anti-corrosion protection to the printed circuit board as well as to brighten up all metallic surfaces including the solder joints as well as any connecting tabs and the like. Thus, any of the lithium, sodium or potassium silicates are useful in the cleaning compositions of this invention. Preferably, however, the sodium and potassium salts are utilized and, most preferably, potassium silicate is used. The alkali metal silicates which are used can be in a variety of forms which can be encompassed generally by the formula $[\text{Alk}]_2\text{O}:\text{SiO}_2$ wherein $[\text{Alk}]$ represents the alkali metal and in which the ratio of the two oxides can vary. Most useful alkali metal silicates will have an $[\text{Alk}]_2\text{O}$ to SiO_2 mole ratio of between 1:0.5 and 1:4.5. Most preferably, the $[\text{Alk}]_2\text{O}$ to SiO_2 ratio is between 1:1.6 and 1:4.0. Such silicates also provide additional alkalinity to the wash water to help cleaning. Surprisingly, it has also been found that the addition of silicate actually promotes the brightness and shininess of the solder joints.

The alkali metal silicate will be present in the cleaning composition in amounts ranging from about 0.1 to 10 wt. % based on the active components. The alkali metal silicate,

6

most preferably, potassium silicate can be added to the dry salts and can also be added directly to the concentrate or to the wash bath. In each case the alkali metal silicate will be used in an amount to comprise about 0.01 to 2 wt. % of the cleaning solution during use.

The cleaning compositions of the present invention which are comprised of carbonate, bicarbonate and silicate salts as set forth above are generally prepared as aqueous concentrates. Such aqueous cleaning concentrates may contain from about 5 up to about 45, or more, percent by weight of the salts depending on their solubility in water. Preferably, the concentrates contain about 10 to 40 percent, for example, about 15 percent by weight of the cleaning composition (i.e., carbonate, bicarbonate and silicate salts) with the remainder essentially water. The dilutions of these concentrates are determined by manufacturing, packaging, shipping, storage, and other factors. It should be understood that the amount of solute in these concentrates is not especially critical.

The flux removing solutions which are employed in the cleaning procedures described herein usually contains from about 0.1 to 15, or more, percent, preferably, from about 0.6 to 15 percent and, more preferably, from about 1. to 3 percent by weight of the cleaning compositions of this invention with the balance being essentially water. The upper limit of concentration of the cleaning composition is not critical and is determined by fabrication conditions, the amount of residues and the difficulty of removing same from the circuit assemblies, etc.

Adjuvants, additives, and the like may be also employed in the cleaning compositions, concentrates or the cleaning solutions as described and used herein. Thus, in accordance with the invention, at least one water-soluble reducing agent and/or antioxidant may be employed. The reducing agents include, alone or in combination, sodium bisulfite and hydrazine hydrate, which are the preferred reducing agents, the aminoboranes, e.g., dimethylamine borane, the alkali-metal borohydrides, e.g., potassium borohydride, the alkali-metal hydrophosphites and hydrosulfites, e.g., sodium hydrosulfite, and formalin. Other preferred reducing agents include dihydrazine sulfate and other salts thereof.

The reducing agent employed may also be an hydroxylamide, or an hydroxylamine addition salt, e.g., hydroxylamine sulfate, hydroxylamine hydrochloride, hydroxylamine nitrate, hydroxylamine acetate, hydroxylamine formate, hydroxylamine bromide, and the like, and mixtures thereof. Other salts such as potassium pyrosulfate, sodium hypophosphite, sodium and potassium sulfite, sodium bisulfite, sodium metabisulfite, sodium dithionite, sodium formaldehyde sulfoxylate, zinc formaldehyde sulfoxylate, sodium nitrite, and mixtures thereof can also be used.

The water soluble reducing agent is supplied in an amount which is sufficient to substantially, if not completely, preclude the oxidation of solder to its "dull" state and maintain it in its "shiny" state which is deemed important to assess the adequacy of the soldered joints or connections. In this aspect, the reducing agent acts as an adjunct to the alkali metal silicate which is added as the primary "brightening" agent. The concentration of the reducing agent with the cleaning composition should be an effective amount which will generally range from about 50 to 5000 ppm, preferably, about 100 to 1000 ppm, of the total aqueous cleaning solution in use. Amounts included in the cleaning compositions and concentrates can be calculated accordingly.

The antioxidants which maybe employed in accordance with the invention include butylated hydroxyanisole (BHA), butylated hydroxytoluene (BHT), terbutyl hydroquinone

(TBHQ), the tocopherols, and the like. Generally the anti-oxidants are employed in amounts such that the cleaning solution contains from about 10 to 1000 ppm and, preferably, from about 50 to 500 ppm, of the aqueous cleaning solution in use.

It is also preferred to include at least one antifoam agent in any of the flux removing compositions of this invention. The antifoam agent is utilized to prevent the formation of excessive foam caused by the rosin flux/flux removing combination. The presence of foam interferes with the mechanical action of the cleaning equipment used to wash the circuit boards. It is important, if not critical, that the antifoam agent used herein does not act by replacing the flux film with another residual surface film which could affect the performance of the electronic circuit board in use. The anti-foam agent could be an agent which solely acts to inhibit foam or it could be a surfactant which helps clean the boards and emulsify soils.

Preferred examples of antifoam agents include compounds formed by condensing ethylene oxide with a hydrophobic base formed by the condensation of propylene oxide with propylene glycol. The hydrophobic portion of the molecule which exhibits water insolubility has a molecular weight of from about 1,500 to 1,800. The addition of polyoxyethylene radicals to this hydrophobic portion tends to increase the water solubility of the molecule as a whole and the liquid character of the product is retained up to the point where polyoxyethylene content is about 50 percent of the total weight of the condensation product. Examples of such compositions are the "Plurionics" sold by BASF-Wyandotte. These compounds also enhance flux removal.

Other suitable antifoam agents that also enhance flux removal include: the polyethylene oxide/polypropylene oxide condensates of alkyl phenols, e.g., the condensation products of alkyl phenols having an alkyl group containing from about 6 to 12 carbon atoms in either a straight chain or branched chain configuration, with ethylene oxide/propylene oxide, the ethylene oxide being present in amounts equal to 1 to 25 moles of ethylene oxide per mole of alkyl phenol and the propylene oxide being present in amounts equal to 1 to 25 moles of propylene oxide per mole of alkyl phenol. The alkyl substituent in such compounds may be derived from polymerized propylene, diisobutylene, octene, or nonene, for example.

Also suitable are those derived from the condensation of ethylene oxide with the product resulting from the reaction of propylene oxide and ethylene-diamine or from the product of the reaction of a fatty acid with sugar, starch or cellulose. For example, compounds containing from about 40 percent to about 80 percent polyoxyethylene by weight and having a molecular weight of from about 5,000 to about 11,000 resulting from the reaction of ethylene oxide groups with a hydrophobic base constituted of the reaction product of ethylene diamine and excess propylene oxide, and hydrophobic bases having a molecular weight of the order of 2,500 to 3,000 are satisfactory.

In addition, the condensation product of aliphatic alcohols having from 8 to 18 carbon atoms, in either straight chain or branched chain configuration, with ethylene oxide and propylene oxide, e.g., a coconut alcohol-ethylene oxide-propylene oxide condensate having from 1 to 30 moles of ethylene oxide per mole of coconut alcohol, and 1 to 30 moles of propylene oxide per mole of coconut alcohol, the coconut alcohol fraction having from 10 to 14 carbon atoms, may also be employed.

The antifoam agents of the present invention are prefer-

ably employed in the flux removing compositions at about 0.01 to about 10 wt. % and in the flux removing solution in amounts of up to about 0.1 percent by weight, preferably, about 0.01 to 0.05 percent by weight based on the total weight of the aqueous flux removing solution. The antifoam agents thus, can be included in the flux removing compositions, the concentrates and solution so as to result in the desired concentrations during use.

The present invention also contemplates the use of one or more surfactants in the flux removing solutions in order to enhance the wetting and emulsifying ability of the flux remover and permit maximum penetration thereof within regions of the circuit boards most difficult to clean. The surfactant used could be the same agent used to control the foam. Suitable surfactants include anionic, nonionic, cationic surfactants or amphoteric surfactants or combinations thereof. The surfactants should be soluble, stable and, preferably, non-foaming in use. A combination of surfactants may be employed. The term "surfactant", as used herein, may include other forms of dispersing agents or aids.

It has been found especially effective to use alkoxyated alcohols which are sold under the tradename of "Polytergent SL-Series" surfactants by Olin Corporation. Also, the polycarboxylated ethylene oxide condensates of fatty alcohols manufactured by Olin under the tradename of "Polytergent CS-1" have also been found effective, especially in combination with the above Polytergent SL-Series surfactants. An effective surfactant which also provides antifoam properties is "Polytergent SLF-18" also manufactured by Olin. A combination of this surfactant together with the above two surfactants has been found to provide excellent cleaning with low foam.

Examples of other suitable surfactants are the block copolymers of ethylene oxide and propylene oxide such as those supplied by the BASF Corporation as Plurionics.

Ethoxylated alcohols with 8 to 20 carbons, such as those containing from 3 to 30 moles of ethylene oxide per mole of alcohol could be used as surfactants in this invention. The monocarboxylated derivatives of these surfactants could also be used.

Sodium or potassium salts of sulfonated benzene or naphthalene derivatives such as alkyl benzene sulfonate, or alkyl naphthalene sulfonate or disulfonate could be used. However, caution would have to be employed since these surfactants might tend to impart excessive uncontrollable foam to the wash water.

The amounts of surfactant utilized is usually small, e.g., from less than 1% in the wash bath, but will vary depending on the conditions and the contamination encountered and higher surfactant levels may be employed if so desired.

The compositions of this invention are characterized by low environmental impact, unlike the chlorinated hydrocarbon solvents and other materials that had been used prior to this invention for printed circuit board cleaning. For example, the alkali metal carbonate and bicarbonate salts are naturally occurring and environmentally benign. The flux removing compositions of the invention have biological oxygen demand (BOD) and chemical oxygen demand (COD) values (as determined by methods hereinafter described more fully) which are much lower than alternative compositions currently available. As described in the Examples herein, the flux removing compositions result in very low BODs and CODs in the rinse water allowing the rinse water to be sewered without further treatment. In comparison, terpenes, e.g., limonene result in rinse water having BODs and CODs which may require removal before sewerage.

The applicability of the compositions of the invention to various aspects of the printed circuit/wiring board fabrication process can best be understood by a description of a representative assembly process.

The assembly manufacturing process involves the placement of components such as integrated circuits, resistors, capacitors, diodes, etc. on the surface of the board or their insertion through pre-drilled holes. The components are then secured by soldering by mechanical or automatic means. Interspersed with the soldering operations are cleaning procedures and inspections to ensure that tape and solder flux residues than could lead to premature circuit failure do not remain.

For the removal of rosin soldering flux deposits and other residues during printed circuit/wiring board fabrication, the compositions of the invention may be applied to the boards by immersion in dip tanks or by hand or mechanical brushing. Alternatively, they may be applied by any of the commercially available printed wiring board cleaning equipment. Dishwasher size units may be employed, or much larger cleaning systems such as the "Poly-Clean +" and the various "Hydro-Station" models produced by Hollis Automation, Inc. of Nashua, N.H.

Depending upon their design, these washers may apply the cleaning compositions of the invention by spraying with mechanical nozzles or by rolling contact with wetted roller surfaces. The temperature at which the compositions may be applied can range from room, or ambient, temperature (about 70° F.) to about 180° F., preferably, about 140° to 170° F. The cleaning compositions or concentrates are diluted with water to as low as about 0.1 percent by weight (or volume) concentration.

Once solder flux has been loosened and removed during a period of contact which typically ranges from about 1 to about 5 minutes, but may be longer, up to 10 minutes, the boards are taken from the flux removing solution. Another advantage of the instant invention is that the flux removing solutions need not be flushed with solvents as with the processes of the prior art. Herein, the boards may simply be flushed with water for a period of up to about 2 minutes. Deionized water is preferred. The optimal rinsing time varies according to the kinds of surfactants and the concentrations of the flux removing solutions used and can easily be determined by routine experimentation.

The cleaned boards are then dried, preferably with forced air. Drying is expedited if the air is warmed, preferably to above about 100° F.

The efficacy of rosin soldering flux removal from printed wiring boards is such that the boards meet stringent military specifications for low resistivity after cleaning. For example, the boards meet the Mil-P-28809A standard for low resistivity of the solvent extracts resulting when the contamination has been removed from a circuit board cleaned according to Mil-P-55110C. The resistivity of such solvent extracts after the cleaning of the boards is complete is most easily determined with an Omega Meter. Omega Meter is the registered trademark of Kenco Industries, Inc., Atlanta, Ga., for a microprocessor-controlled contamination test system that rapidly measures changes in resistivity due to contaminating ions.

The results of Omega Meter measurements are expressed in equivalent units of ug NaCl/in² or its metric equivalent. According to MIL-P-28809A, the acceptable resistivity value for a cleaned board is equivalent to 2.2. ug NaCl/cm² or 14 ug NaCl/in², but far better results are routinely obtained after solder flux has been removed with the clean-

ing solutions of the present invention. A value of about 0.31 ug NaCl/cm², or 2.0 ug NaCl/in², or even less, is typical.

The cleaning solutions of this invention are also effective in removing other undesirable and deleterious substances and residues. One particularly troublesome substance is the residue left by adhesive tape used during fabrication of the electronic circuit assemblies.

During the process of gold plating connecting tabs to improve corrosion resistance, tin-lead residues must first be removed from the unplated tabs. Removal of these residues is carried out through the use of etching chemicals that can damage other unprotected printed circuit/wiring board components. To protect vulnerable components from the etching chemicals, boards are wrapped on both sides with an adhesive plating tape which forms a shield or splash guard for all but the exposed tab area. The etching chemicals then remove the tin-lead residues on the tabs, a nickel plate is applied as a base for the gold, and gold plating of the tabs is finally carried out. The adhesive plating tape which is maintained in place through all of these etching and plating steps, is then removed. When the tape is removed following the nickel and gold plate step, it is at this point that the cleaning compositions of the invention may most advantageously be used.

Thus, following removal of the tape, a silicone-based and/or rubber-based adhesive residue may remain on the board. This residue may easily be removed by employing the compositions of the invention under the same conditions described above for solder flux removal. The exact operational parameters will be determined by the nature of the adhesive residue and the tenacity with which it adheres to the board, but the conditions described above are generally effective. As in the case of solder flux removal, treatment of the board with the cleaning solutions of the invention is generally followed by water flushing and air drying.

The efficiency of removal of adhesive residues from printed circuit/wiring boards by the compositions of the invention is such that no residues are visible after cleaning. A simple 5-10x stereomicroscope can facilitate visual inspection for tape residues following cleaning.

The following non-limiting Examples are provided to further illustrate the present invention. All percentages, unless otherwise noted, are by weight. However, due to the near equivalence of the weight and volume of the materials utilized, volume percent is essentially the same.

EXAMPLES I-IV

To illustrate the cleaning ability of the cleaning compositions of the invention, a series of demonstration printed wiring boards were cleaned in a mechanical cleaning system.

The cleaning composition contained, by weight, 75 percent potassium carbonate, 12.5 percent sodium bicarbonate, and 12.5 percent sodium carbonate monohydrate. Cleaning solutions having various concentrations were prepared.

The cleaning system was a "Poly-Clean +" machine which is manufactured by Hollis Automation, Inc. of Nashua, N.H.

The cleaning sequence comprised the operations of loading, washing, drying, first rinsing, final rinsing and high speed drying carried out in succession. The washing operation utilizing cleaning solutions of the invention was done in two stages, i.e., a first regular wash at spray nozzle manifold which directed a regular wash spray at 40 psig followed by a "hurricane" spray at 80 psig. The cleaning solutions were

11

maintained at 160° F. The rinses were also two stage operations; the first at 40 psig regular rinse followed by an 80 psig "hurricane" rinse with the rinse water having a temperature of 160° F. A final rinse was effected under substantially the same conditions. The circuit boards were subjected to Alpha air knife drying after the washing and final rinse stages. In air knife drying, turbine propelled air shears fluids from the boards' surfaces.

Cleaned and dried boards were evaluated for cleaning efficiency both visually and by an Alpha 600 5MD Omega Meter resistivity measurements.

The visual test method uses a dyed flux and carrier base injected between glass components and a glass board. This provides excellent access for visual inspection. The analysis is further quantified by placing the board and components against a grid. Each block of the grid is then read as being completely clean or containing residue.

The test method utilizes straight flux and carrier from, a rosin mildly activated (RMA) flux or paste. It is essentially the solder paste minus the solder. "Carrier" refers to both the flux paste and all other additives included in solder paste, except the solder. This carrier is then injected with red dye so that visual examination can be made more rapidly. The dye does not affect the carrier density or melting properties. The dyed carrier is then injected under the glass components on specially made test boards. RMA solder paste is not considered an aqueous-compatible flux. The test boards are constructed of glass. A 1'x1' square coupon that simulates the component is mounted onto a glass substrate. The coupon is glued in place by first laying shim stock of the desired standoff height on the glass. Next, the glue is applied and the coupon set in place until it dries. When dry, the shim stock is removed. Six coupons are mounted on a single board at ½ spacing. The interior coupons are further shielded from any nozzles by the first coupons in the placement array.

The flux carrier stock is injected under each coupon to entirely fill the inch-square area. Flux is also added to the area surrounding each coupon. The board is IR-reflowed at a typical dwell time of five minutes at reflow temperature. All boards are then stored for 24 hours at ambient temperature prior to cleaning. Reflowing and storing increases cleaning difficulty by allowing the board to cool and the flux carrier to set up.

Prior to reflow, the entire area under the coupon is filled with the dyed flux carrier. During reflow, a small percentage of the area under the coupon develops voids due to expansion and escape of flux volatiles. The area under the coupons filled with baked-on residue is measured prior to cleaning. The application method causes most of the flux to be bridged across the component standoff height. These regions entirely filled with flux are the most difficult to clean. They are also much less likely to occur in actual manufacturing processes since much less flux is applied. For the purposes of this test, however, no special measurement qualification is given to this category. By regarding all areas with flux trapped under them as the same, the test method is made more rigorous. This method is directed toward the measurement of cleaning effectiveness, which is defined as the percentage of residue removed. This aqueous cleaning test method is described more fully in a publication by Janet R. Sterritt, "Aqueous Cleaning Power," Printed Circuit Assembly, Sept. 1989, pp. 26-29.

The results from the cleaning experiments are measured in terms of cleaning effectiveness as follows. The area of reflowed flux carrier is measured prior to cleaning. The test board is then cleaned and the amount of flux residue is

12

visually measured with the aid of a grid pattern. The cleaning effectiveness rating is established by dividing the area still containing flux after cleaning by the total area containing flux prior to cleaning. The measurement technique shows that a completely clean board would result in a cleaning effectiveness rating of 100%. A test board on which three quarters of the initial residue is removed would show a 75% reading.

To make the resistivity measurements, cleaned and dried boards were loaded into a test cell of the instrument and then extracted with a circulating solution of isopropanol: water (25:75), v/v) as specified by MIL-P- 55 1100C and MIL-P- 28809A. The resistivity of the solution was measured at a rate of 24 limes per minute over a period of about 5-15 minutes until equilibrium was reached, indicating that extraction of board surface contamination was essentially complete. Equilibrium was defined as the point at which the change in measured resistivity of the solution was less than or equal to 5% of any value measured in the previous two minutes.

EXAMPLE I

In this example, demonstration glass printed wiring boards (as developed by Hollis Automation to evaluate cleaning solution and as hereinbefore described more fully) which were reflowed with Alpha flux paste as disclosed above were subjected to the sequence of cleaning operations also disclosed above. Five different concentrations of cleaning solutions, i.e., concentrations of 1.0, 1.7, 2.6, 3.5 and 6.0 percent were employed. Three different standoff distances were employed, viz., 2 mils, 6 mils, and 10 mils, respectively.

The results are shown in FIG. 1 in terms of cleaning effectiveness. These results clearly demonstrate the efficacy of the cleaning solutions of the present invention, especially at concentrations of 2.0 percent and above. The efficacy of the cleaning solutions at standoffs as low as 2 mils is especially noteworthy because of the difficulty in accessing the flux.

EXAMPLE II

Demonstration (H-40) circuit boards (circuit boards produced by Hollis Automation and which were provided with drilled holes for the passage of leads therethrough) were immersed in flux and wave soldered with Kester 185 and evaluated both visually and on the Alpha 600 5MD Omega Meter for ionic contamination. FIGS. 2 and 3 illustrate the results of such evaluations. The visual evaluation in FIG. 2 again illustrates the effectiveness of the cleaning solutions of this invention. FIG. 3 confirms the visual results by extremely low ionic contamination results. FIG. 3 shows a concentration of about 2 percent results in an acceptable resistivity value of about 14 ug NaCl/in² according to MIL-P- 28809A. The equilibrium resistivity measurements for the cleaning tests of Example II are also shown in Table I.

TABLE I

RESISTIVITY MEASUREMENTS OF CLEANED ROSIN FLUX SOLDERED PRINTED WIRING BOARDS		
Test Number	Cleaner Concentration (weight %)	Equivalent NaCl Contamination (ug/in ²)
1	1.0	29.6
2	1.7	16.0
3	2.6	12.0
4	3.5	4.0
5	6.0	1.6

As shown in Table 1, the cleaning solutions examined were effective at concentrations below 2.0 percent in producing levels of residual board surface contamination that were far below the MIL-P-28809A requirement of 14 ug NaCl/in² equivalent. This is especially noteworthy in view of the configuration of the boards subjected to testing.

EXAMPLE III

Demonstration (H-50) circuit boards (produced by Hollis Automation and having fewer joints, etc. as the H-40 boards) were wave soldered with Kester 185.

Both FIGS. 4 and 5 support the surprising effectiveness of the cleaning solutions of the present invention by both visual testing (FIG. 4) and by Omega Meter testing for ionic contamination (FIG. 5).

Table II also shows the equilibrium resistivity measurements for the cleaning tests of Example III.

TABLE II

RESISTIVITY MEASUREMENTS OF CLEANED ROSIN FLUX SOLDERED PRINTED WIRING BOARDS		
Test Number	Cleaner Concentration (weight %)	Equivalent NaCl Contamination (ug/in ²)
1	1.7	5.0
2	2.6	3.6
3	3.5	2.4
4	6.0	0.8

As shown in Table II, the cleaning concentrations examined were all effective in producing levels of residual board surface contamination that were far below the MIL-O-28809A requirement of 14 ug NaCl/in² equivalent.

EXAMPLE IV

In this example, demonstration circuit boards similar to those of Example III were evaluated again both visually and for ionic contamination on the Omega Meter. These demo boards were reflowed with Kester R-229 RMA paste. The results are shown in FIG. 6 which represents the results from visual testing and FIG. 7 which represents the ionic contamination results.

The equilibrium resistivity measurements for the cleaning tests effected in Example IV are also shown in Table III.

TABLE III

RESISTIVITY MEASUREMENTS OF CLEANED ROSIN FLUX SOLDERED PRINTED WIRING BOARDS		
Test Number	Cleaner Concentration (weight %)	Equivalent NaCl Contamination (ug/in ²)
1	1.7	3.0
2	2.6	0
3	3.5	0
4	6.0	0

As shown in Table III, again, all the cleaning concentrations examined were effective in producing levels of residual board surface contamination that were far below the MIL-P-28809A requirement of 14 ug NaCl/in².

EXAMPLE V

For this Example separate tests were performed for effluent chemistry and aluminum abrasion in order to exemplify the environmental efficacy of the cleanings of this invention. The effluent tests measured pH, BOD and COD. The methods employed are described in the following: (a) for chemical oxygen demand analysis see "Method for the Chemical Analysis of Water & Wastes", USEPA 600/4 79 020, Method 410.1 and (b) for biological oxygen demand analysis see "Method for the Chemical Analysis of Water & Wastes", USEPA 600/4 79 020, Method 405.1.

Two samples were drawn from the wash tank utilized in the previous Examples I-IV. Sample No. 1 was at a concentration of 2.6 percent by weight and Sample No. 2 was at a concentration of 3.5 percent by weight. No additional dilution was made, e.g., by mixing with the rinse water utilized. Each Sample was also measured for its pH. The results of these tests and measurements are presented in Table IV.

TABLE IV

	Sample Number	
	1	2
Concentration (wt %)	2.6	3.5
BOD (ppm)	35	33
COD (ppm)	71	71
pH	10.51	10.56

The results from the aluminum abrasion test showed no discoloration on the heat sinks. The evidences no corrosion or other chemical attack of aluminum surfaces.

The foregoing data clearly indicate the surprisingly low environmental impact accruing from the use of the cleanings of this invention. The above BOD and COD values are markedly and, advantageously, lower than those required by various federal and/or state environmental agencies. These desirably lower values are also valuable in that costly containment equipment and the accompanying processing steps are either substantially reduced or rendered unnecessary.

EXAMPLE VI

This Example describes the methods utilized to attain the biological oxygen demand (BOD) and chemical oxygen demand (COD) values of representative concentrated cleaning solutions of this invention for comparative purposes with those of the prior art.

15

Accordingly, samples of a 26 percent concentrated cleaning solution of this invention containing, by weight, 75 percent potassium carbonate, 12.5 percent sodium bicarbonate and 12.5 percent sodium carbonate monohydrate and the remainder, i.e., 74 percent, water were prepared and tested according to the USEPA tests 600/4 79 020, methods 410.1 and 405.1 utilized in Example V.

The tests resulted in a BOD of less than 12 and a COD of less than 50. These value were reported as such since they were at the lowest threshold values reproduced by the tests.

These values compare favorably with prior art saponifiers, see for example, Hayes et al, U.S. Pat. Nos. 4,640,719 and 4,740,247 wherein BODs of about 295 and CODs of about 1,425 are reported.

EXAMPLE VII

This Example reports the pH values obtained from various concentrated cleaning solutions of the present invention.

In each test procedure the active ingredients were initially dry mixed and then 35 percent by weight thereof was added to 65 percent by weight of deionized water.

The pH of three different concentrated cleaning solutions were as follows:

Cleaner	pH
1. 75 wt % potassium carbonate 12.5 wt % sodium bicarbonate 12.5 wt % sodium carbonate monohydrate	11.15
2. 70 wt % potassium carbonate 30 wt % sodium bicarbonate	10.80
3. 95 wt % potassium carbonate 5 wt % sodium bicarbonate	11.97

Each of these cleaning concentrates exhibits a pit which is advantageously compatible with the electronic circuit boards being cleaned as well as the cleaning equipment presently utilized. Such solutions also are not environmentally detrimental and are easily processable and/or recoverable.

EXAMPLE VIII

The procedures of each of Examples I-IV are repeated except that 500 ppm of sodium bisulfite is added to the cleaning solutions as a reducing agent. The demo boards are cleaned consistent with the procedures of the Examples and then are examined as before. Visual testing and Omega Meter testing results are each comparable to the results of the previous tests. Visual examination indicates that the soldered joints remain shiny and are not dulled due to oxidation.

EXAMPLE IX

The procedure of Examples I-IV and VIII are repeated except that 500 ppm of hydrazine hydrate is added to the cleaning solutions as a reducing agent. After cleaning, the demo boards are examined as before. Visual and Omega Meter testing results are comparable to those of the previous tests. Visual examination also indicates that the soldered joints remain shiny. A further benefit accrues in that the hydrazine hydrate completely dissociates into water and leaves no film or residue.

16

EXAMPLE X

The procedures of each of Examples I-IV and VIII and IX are repeated except that 0.05 percent by weight of Pluronic L101 is added to cleaning solutions as an antifoam agent. Pluronic L101 is a poly(oxyethylene) poly(oxypropylene)-poly(oxyethylene) block copolymer having a molecular weight of about 3800 and is sold by BASF-Wyandotte. It is noted that any foam resulting from the removal and agitation of the fluxes and other foam producing residues is reduced. Visual and Omega Meter testing results are comparable to those of the previous tests.

EXAMPLES XI and XII

In the following two examples, the cleaning solutions were evaluated for cleaning and brightening efficacy on actual circuit boards using a Hollis Hydro-station 332 machine. Throughput time was 1.5 minutes and the bath temperature was 165° C.

EXAMPLES		
	XI	XII
	wt % present in wash bath	
Potassium carbonate	1.320	1.320
Sodium carbonate monohydrate	0.220	0.220
Sodium bicarbonate	0.220	0.220
Sodium polyacrylate	0.330	0.330
Sodium carboxymethylcellulose	0.150	0.150
Potassium silicate (29% aqueous solution)	0.036	0.109
Monotrope 1250	0.340	0.340
Pluronic 25R2	0.020	0.020
Plurafac RA30	0.020	0.020

Monotrope 1250 is a tradename of Mona Industries and consists of a solution of sodium nonanoate.

Plutonic 25R2 is a tradename of BASF Wyandotte and consists of a block copolymer of ethylene oxide and propylene oxide.

Plurafac RA30 is a tradename of BASF Wyandotte and consists of an alkoxyated surfactant alcohol.

Results are shown in Table V.

TABLE V

Visual Cleaning and Brightening Results			
Flux type	Board Type	XI	XII
Cleaning			
Alpha	H-40 Through hole	B	B-
Kester	H-40 Through hole	B-	B-
Alpha	Demo Surface mount	A	A
Kester	Demo Surface mount	A	A
Brightening			
Alpha	H-40 Through hole	C	A
Kester	H-40 Through hole	C	A

A = Completely Clean B = Not Clean

A = Very bright joints D = Very dull joints

The results show that both products were effective in removing the commercial fluxes from circuit boards. However, it can be seen that increasing the silicate level dramatically increased the brightening of the joints.

17

EXAMPLES XIII, XIV and XV

In the following examples, cleaning compositions were prepared and evaluated for cleaning ability using a laboratory screening test. For the test, loops of copper wire are dipped into molten rosin flux solder pastes and care is taken to ensure that a thick film of flux remains on the "joint" so formed. The rosin fluxes used represent the more difficult to remove fluxes available.

The joints were washed for 5 minutes in a relatively gently stirred temperature controlled 10% aqueous solution of the formulation being evaluated. Removal of the flux was determined by visual examination. Results are shown in Table VI.

	Examples wt. % present in formulation		
	XIII	XIV	XV
Potassium carbonate	12.60	13.20	13.20
Sodium carbonate monohydrate	5.30	5.50	5.30
Potassium hydroxide (50% aqueous solution)	0.00	0.00	1.20
Sodium hydroxide (50% aqueous solution)	0.90	0.90	0.00
Polyacrylic acid (50% aqueous solution)	5.00	5.00	5.00
Sodium carboxymethylcellulose	1.50	1.50	1.50
Potassium silicate (29% aqueous solution)	1.25	1.25	1.25
Monotrope 1250	3.40	3.00	4.40
Pluronic 25R2	0.19	0.00	0.00
Plurafac RA30	0.22	0.00	0.00
Polytergent CS-1	0.00	0.25	0.10
Polytergent SL-62	0.00	0.20	0.35
Polytergent SLF-18	0.00	0.05	0.05
Water	69.64	69.15	67.65
Total	100.00	100.00	100.00
Approximate pH	10.80	10.80	10.80

Polytergent is a tradename of Olin Corp.

CS-1 is a carboxylated, ethoxylated fatty alcohol mixture, SL-62 and SLF-18 are alchoxylated fatty alcohol mixtures.

TABLE VI

Visual cleaning results

	Wash temperature	Cleaning	
		Rosin Flux A	Rosin Flux B
Example XIII	165° F.	4	3
Example XIV	145° F.	4	5
Example XV	165° F.	5	5
Control A	165° F.	5	3
Control B	165° F.	5	4

1 = Very little removal
3 = moderate removal
5 = complete removal

Controls A and B, had as is pHs of 13.5 and 13.0, respectively, and were commercially available aqueous flux saponifiers containing monoethanolamine and 2-butoxy-ethanol as active ingredients. Each was used at their recommended usage concentrations of 5% and 8% respectively.

The results shown that all three example formulations were moderately to highly effective in removing the rosin fluxes. They were comparable in performance to the commercial products controls A and B.

18

EXAMPLE XVI

The following samples were prepared and evaluated for their tendency to corrode various aluminum substrates.

	wt. % present in formulation		
	Examples XVI	Controls C	D
Potassium carbonate	15.84	0.00	13.20
Sodium carbonate anhydrous	0.00	10.60	0.00
Sodium carbonate monohydrate	0.56	2.18	2.18
Sodium bicarbonate	0.00	2.18	2.18
Sodium hydroxide (50%)	1.23	0.00	0.00
Polyacrylic acid (50% solution)	6.00	0.00	0.00
Sodium carboxymethylcellulose	1.50	0.00	0.00
Benzothiazolethiol	0.00	1.00	0.00
Potassium silicate (29%, SiO ₂ ·K ₂ O = 2.4)	1.25	0.00	0.00
Monotrope 1250	3.40	0.00	0.00
Pluronic 25R2	0.21	0.21	0.00
Plurafac RA30	0.23	0.23	0.00
Water	69.78	83.60	82.54
Total	100.00	100.00	100.00
Approximate pH	10.80	10.80	10.50

Corrosion Test

Squares of aluminum test coupons measuring approximately 3/4 square were accurately weighed. They were then immersed in 10% aqueous solutions of the above formulations at 165° F. for 15 minutes. The coupons were rinsed in distilled water, air dried and reweighed. Loss of weight is an indication of corrosion. The results are summarized below.

	% Loss in weight		
	Example XVI	Controls C	D
Aluminum Type			
Aluminum 1100	-0.01	-1.51	-2.22
Aluminum alloy 5052	0.02	0.67	0.93
Anodized aluminum 6061	0.00	-1.36	-1.97

It can be seen that the Example XVI containing potassium silicate was effective in inhibiting corrosion of the aluminum coupons. In contrast, control D, containing no corrosion inhibitor and Control C, containing benzothiazole, were highly corrosive to the aluminum substrates.

EXAMPLES XVII, XVIII AND XIX

The following electronic circuit board cleaners are useful alternatives to the strictly carbonate and/or bicarbonate cleaners of the previous examples. The formulations set forth below are as effective for removing rosin flux and other residues as the wholly carbonate-based cleaners.

	Examples		
	XVII	XVIII	XIX
Potassium pyrophosphate	12.00	0.00	4.00
Potassium tripolyphosphate	0.00	8.00	0.00

-continued

	Examples		
	XVII	XVIII	XIX
Trisodium phosphate	2.00	0.00	4.00
Potassium carbonate	0.00	0.00	8.00
Sodium metasilicate	5.00	8.00	2.00
Sodium silicate (3.1:1 ratio SiO ₂ :Na ₂ O)	2.00	4.00	0.00
Potassium silicate (3.9:1 ratio SiO ₂ :K ₂ O)	0.00	0.00	2.00
Pluronic 17R4	0.00	0.20	0.20
Plurafac A-38	0.00	0.40	0.00
Nedol 25-7	0.00	0.00	0.20
Polytergent CS-1	0.40	0.00	0.10
Polytergent SLF-18	0.10	0.00	0.10
Sodium Carboxymethylcellulose	1.50	1.20	1.50
Sodium Octanoate	1.00	1.00	1.20
Water	qs	qs	qs

Nedol 25-7 is an alcohol having a carbon chain length of C₁₂₋₁₅ and ethoxylated with an average of 7 mols. of ethylene oxide, Shell Chemical Co.

EXAMPLE XX

This example illustrates the improvement in brightening achieved by addition of a silicate corrosion inhibitor to the alkaline salts.

	wt. % present in wash bath	
	Control E	Example XX
Potassium carbonate	1.260	1.260
Sodium carbonate monohydrate	0.210	0.210
Sodium bicarbonate	0.210	0.210
Potassium silicate (44.1% aqueous solution - D type)	0.000	0.120
Pluronic 25R2	0.020	0.020
Plurafac RA30	0.020	0.020

D Type silicate is supplied by PQ Corp. and has an SiO₂:K₂O ratio of 2:1.

Cleaning and Brightening on H-40 through hole boards		
	Cleaning	Brightening
Control E	B	C
Example XX	A	A

A = Very clean A = Very bright joints
E = Not clean D = Very dull joints

Many modifications and variations of this invention may be made without departing from its spirit and scope, as will become apparent to those skilled in line art. The specific embodiments described herein are offered by way of example only, and the invention is limited only by the terms of the appended claims.

What is claimed is:

1. A method of removing soldering flux *alone* or *with* other residues from a printed wiring board, comprising

- (a) contacting the board with an aqueous cleaning solution comprising from about 0.1 to 15 percent by weight of a cleaning composition comprising alkali metal carbonate salts or mixtures of alkali metal carbonate and bicarbonate salts and an alkali metal silicate, said cleaning solution having a pH of from about 10 to 13;
- (b) allowing the contact to continue for sufficient time to emulsify and remove the soldering flux [or] *and other residues if present*; and
- (c) removing *the* board from the combined composition and soldering flux [or] *and other residues*.

2. The method of claim 1 wherein the cleaning composition comprises from about 65 to 99 percent by weight alkali metal carbonate salts, from 0 to 25 percent by weight alkali metal bicarbonate salts and 0.1 to 10 percent by weight alkali metal silicate, characterized by at least 50 percent by weight of the alkali metal carbonate and bicarbonate salts comprise potassium carbonate.

3. The method of claim 2 wherein said alkali metal silicate is selected from sodium silicate, potassium silicate and mixtures thereof characterized by Alk₂O to SiO₂ mole ratios of between 1:0.5 to 1:4.5, wherein Alk is sodium or potassium.

4. The method of claim 3 wherein said alkali metal silicate is potassium silicate.

5. The method of claims 3 or 4 wherein said alkali metal silicate is present in amounts of from 0.01 to 2 percent by weight of said cleaning solution.

6. The method of claim 1 wherein the cleaning solution contains up to about 0.1 percent by weight of an antifoam agent.

7. The method of claim 1 wherein the cleaning solution contains up to about 5000 ppm of a surfactant.

8. The method of claim 1 wherein said cleaning solution has a reserve of titratable alkalinity at least equivalent to from about 0.2 to 4.5% caustic potash when titrated to the colorless phenolphalein end point of about pH 8.4.

9. The method of claim 1 wherein the contact is carried out at a temperature of from about room temperature to about 180° F. for a period of from about 1 to 10 minutes.

10. The method of claims 1 or 8 wherein the cleaning solution contains from about 0.6 to 15 percent by weight of the cleaning composition.

11. The method of claim 1 wherein the cleaning solution contains an antifoam agent and a surfactant.

12. The method of claim 1 wherein said cleaning solution has a pH of from about 10 to less than 12.

13. The method of claim 1 wherein said cleaning solution has a pH of from about 10 to less than 11.

14. The method of claim 1 wherein said cleaning solution is contacted with said boards in the form of a spray.

15. The method of claim 1 wherein said cleaning solution is contacted with said boards in the form of a bath in which said boards are immersed.

* * * * *