



United States Patent [19]

Segill et al.

US00RE34449E

[11] E Patent Number: **Re. 34,449**
[45] Reissued Date of Patent: **Nov. 23, 1993**

[54] **LIGHTING FIXTURE**

[75] Inventors: **William Segill**, Newton; **Mark E. Segill**, Framingham; **Michael Dangelo**, Seekonk, all of Mass.

[73] Assignee: **American Lighting Fixture Corp.**, Taunton, Mass.

[21] Appl. No.: **846,545**

[22] Filed: **Mar. 5, 1992**

Wilshire Lighting Catalog, 1983, p. 10, Chandelier #W228/14.

Wilshire Lighting Catalog, 1984, p. 6, Lighting Fixture #W944/6.

Wilshire Lighting Catalog, 1984, p. 14 Chandelier #W727/9.

Primary Examiner—Susan J. Lucas

Attorney, Agent, or Firm—Wolf, Greenfield & Sacks

EXEMPLARY CLAIM

CLAIM

The ornamental design for a lighting fixture, as shown and described.

DESCRIPTION

FIG. 1 is a side elevational view of a lighting fixture showing our new design, all sides being identical;

FIG. 2 is a top plan view thereof [on an enlarged scale];

FIG. 3 is a bottom plan view thereof [on an enlarged scale];

FIG. 4 is a fragmentary side elevational view thereof [on an enlarged scale], the side being cut away to show the interior lights.

The rectangular panels of the fixture are shaded with oblique lines to indicate [translucency] that they are mirrored. The remaining panels are transparent.

1 Claim, 4 Drawing Sheets

Related U.S. Patent Documents

Reissue of:

[64] Patent No.: **D. 307,643**
Issued: **May 1, 1990**
Appl. No.: **196,961**
Filed: **May 20, 1988**

[52] U.S. Cl. **D26/91; D26/85**

[58] Field of Search **D26/72, 80-92; 362/806, 362, 404-408, 147, 351, 360**

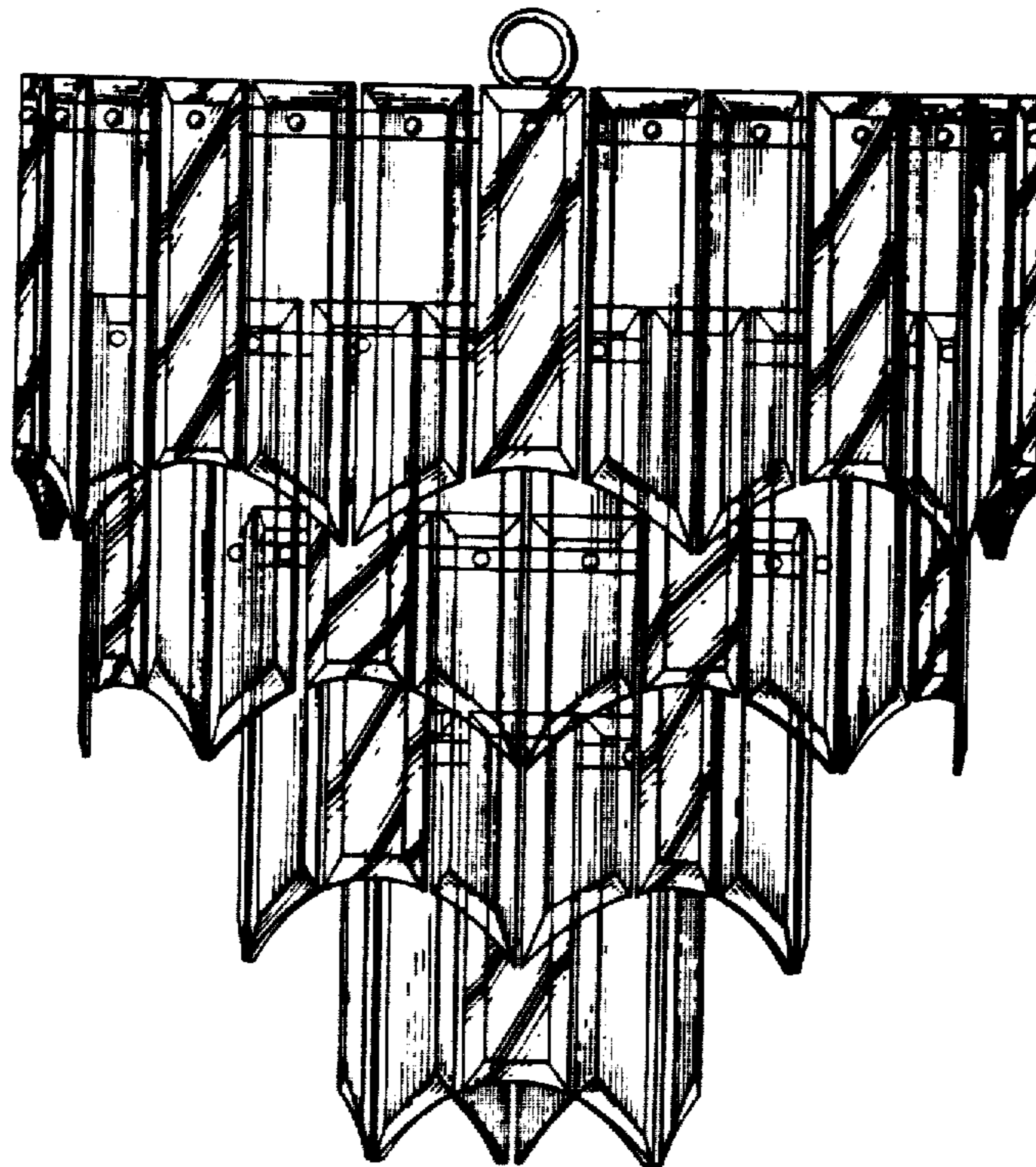
References Cited

U.S. PATENT DOCUMENTS

D. 80,493 2/1930 Rosenblatt D26/91
D. 80,913 4/1930 Rosenblatt D26/91
D. 83,633 3/1931 McFadden D26/81
1,791,886 2/1931 Colucci 362/360

OTHER PUBLICATIONS

Home Lighting & Accessories, Dec. 1985, p. 77, Lighting Fixture #L12813.



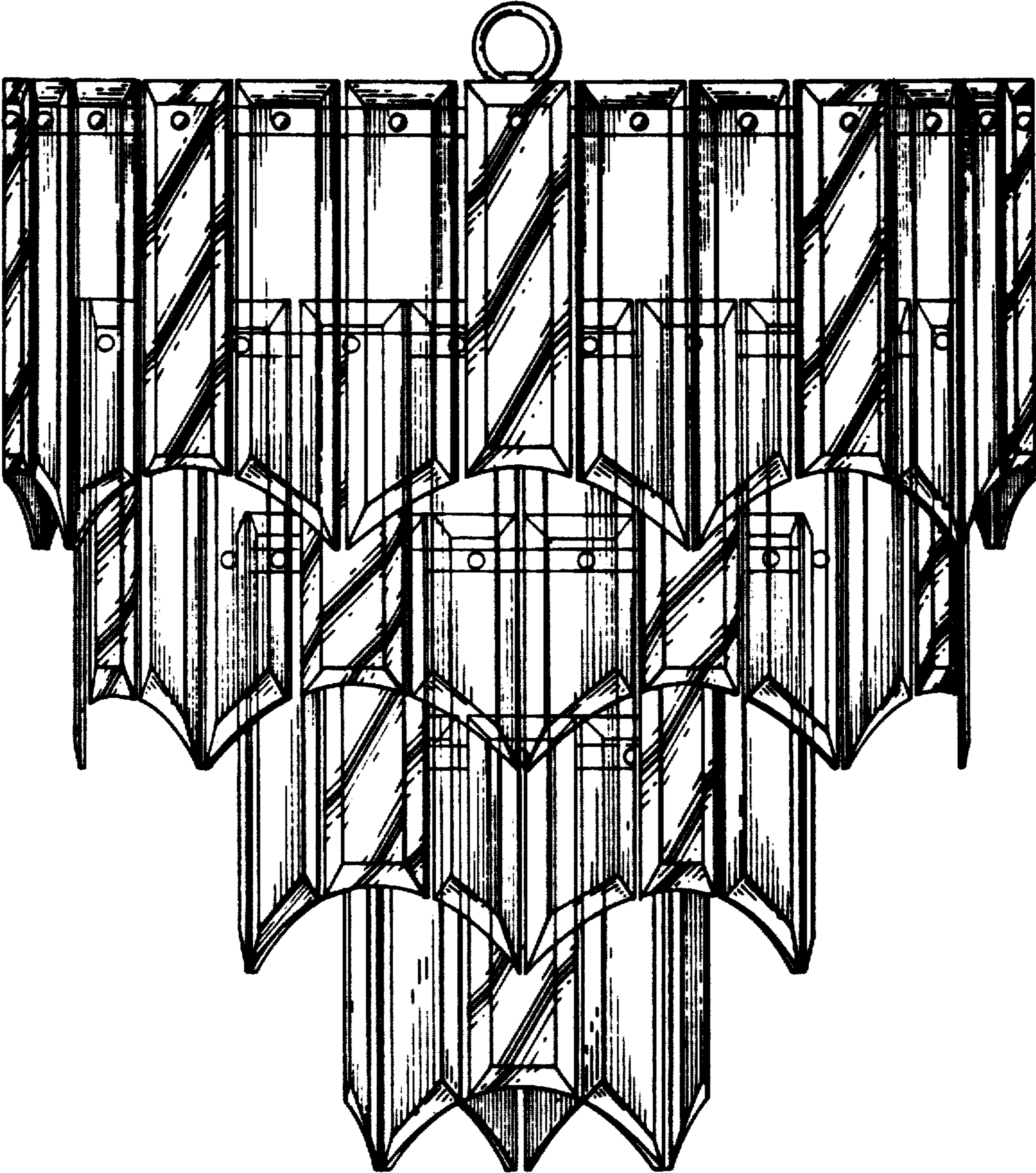


FIG. 1




FIG. 2




FIG. 3

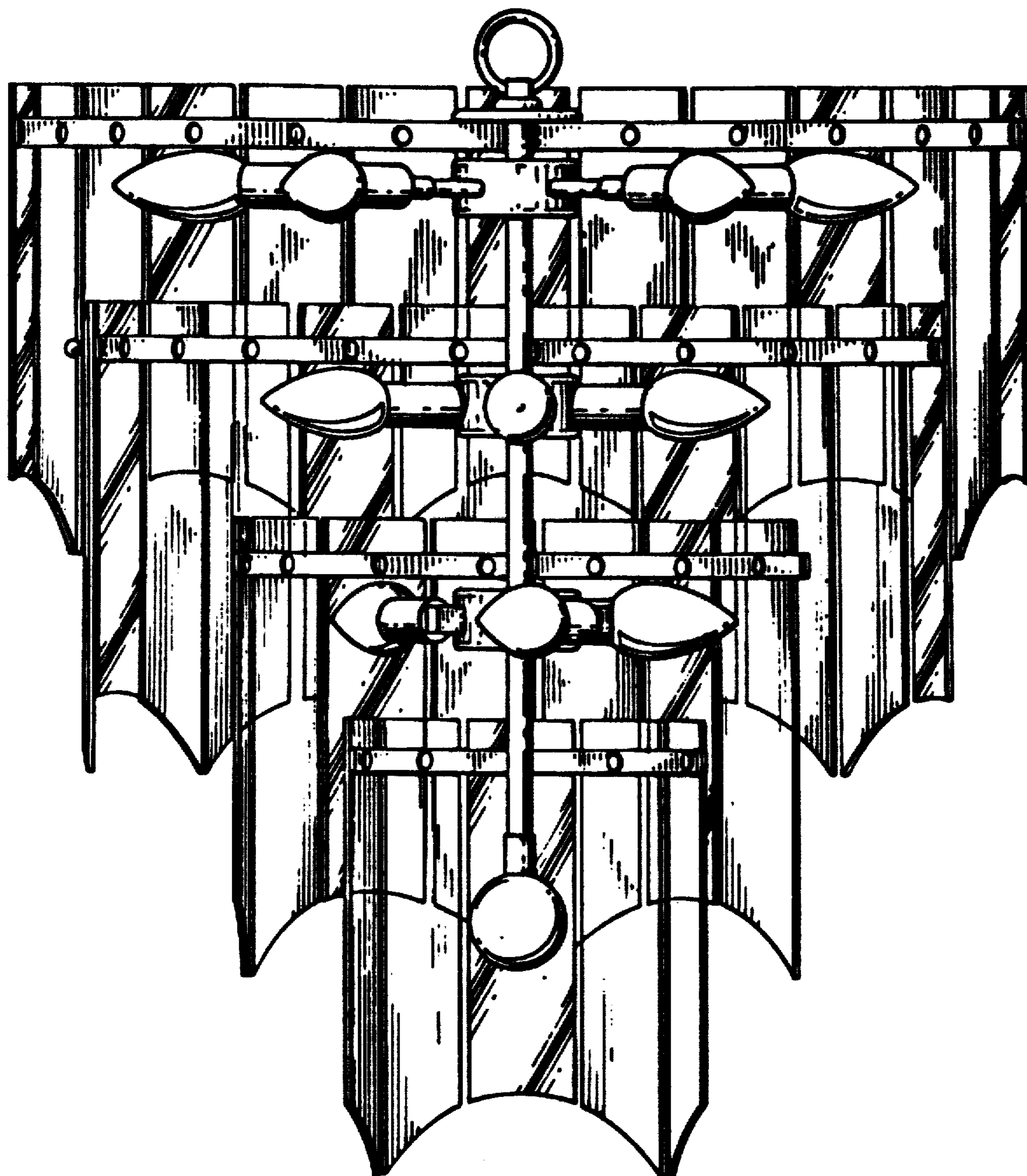


FIG. 4