



US00D999331S

(12) **United States Design Patent**
Morgan

(10) **Patent No.:** **US D999,331 S**

(45) **Date of Patent:** **** Sep. 19, 2023**

(54) **RETICLE FOR AN OPTICAL AIMING DEVICE**

(71) Applicant: **Sun Optics USA, LLC**, Fort Worth, TX (US)

(72) Inventor: **Stephen Morgan**, Mansfield, TX (US)

(73) Assignee: **Sun Optics USA, LLC**, Fort Worth, TX (US)

(*) Notice: This patent is subject to a terminal disclaimer.

(**) Term: **15 Years**

(21) Appl. No.: **29/719,824**

(22) Filed: **Jan. 8, 2020**

(51) **LOC (14) Cl.** **22-01**

(52) **U.S. Cl.**
USPC **D22/109**

(58) **Field of Classification Search**
USPC .. D22/109; D14/404; D16/130-133, 134-136
CPC F41G 1/38; F41G 1/473; F41G 3/08; F41G 3/06; F41G 3/00; F41G 1/00
See application file for complete search history.

(56) **References Cited**

U.S. PATENT DOCUMENTS

D306,173	S	2/1990	Reese
D397,704	S	9/1998	Reese
D403,686	S	1/1999	Reese
D475,758	S	6/2003	Ishikawa
D506,520	S	6/2005	Timm et al.
D517,153	S	3/2006	Timm et al.
D522,030	S	5/2006	Jenkinson
D530,775	S	10/2006	LaCorte
D530,776	S	10/2006	LaCorte
D532,477	S	11/2006	Zaderey et al.
D533,615	S	12/2006	Sisk et al.
D536,762	S	2/2007	Timm et al.

7,185,455	B2	3/2007	Zaderey
D542,879	S	5/2007	Zaderey
D546,057	S	7/2007	Kieffer
D562,428	S	2/2008	Peters et al.
D567,324	S	4/2008	Pride et al.
D567,325	S	4/2008	Pride et al.
D567,896	S	4/2008	Pride et al.
D570,441	S	6/2008	Pride et al.
D580,509	S	11/2008	Peters et al.
D584,376	S	1/2009	Peters et al.
D587,333	S	2/2009	Peters et al.
7,603,804	B2	10/2009	Zaderey et al.
D613,362	S	4/2010	Huber
D613,363	S	4/2010	Huber
D630,291	S	1/2011	Pride
D631,125	S	1/2011	Huber
D632,754	S	2/2011	Pride
7,946,073	B1	5/2011	Buck

(Continued)

OTHER PUBLICATIONS

D. Andrew Kopas, Handbook of Standard Reticle Patterns by Manufacturer, Version 8, updated Mar. 1, 2010 (82 pages).

(Continued)

Primary Examiner — Michael A. Pratt

(74) *Attorney, Agent, or Firm* — Wood Herron & Evans LLP

(57) **CLAIM**

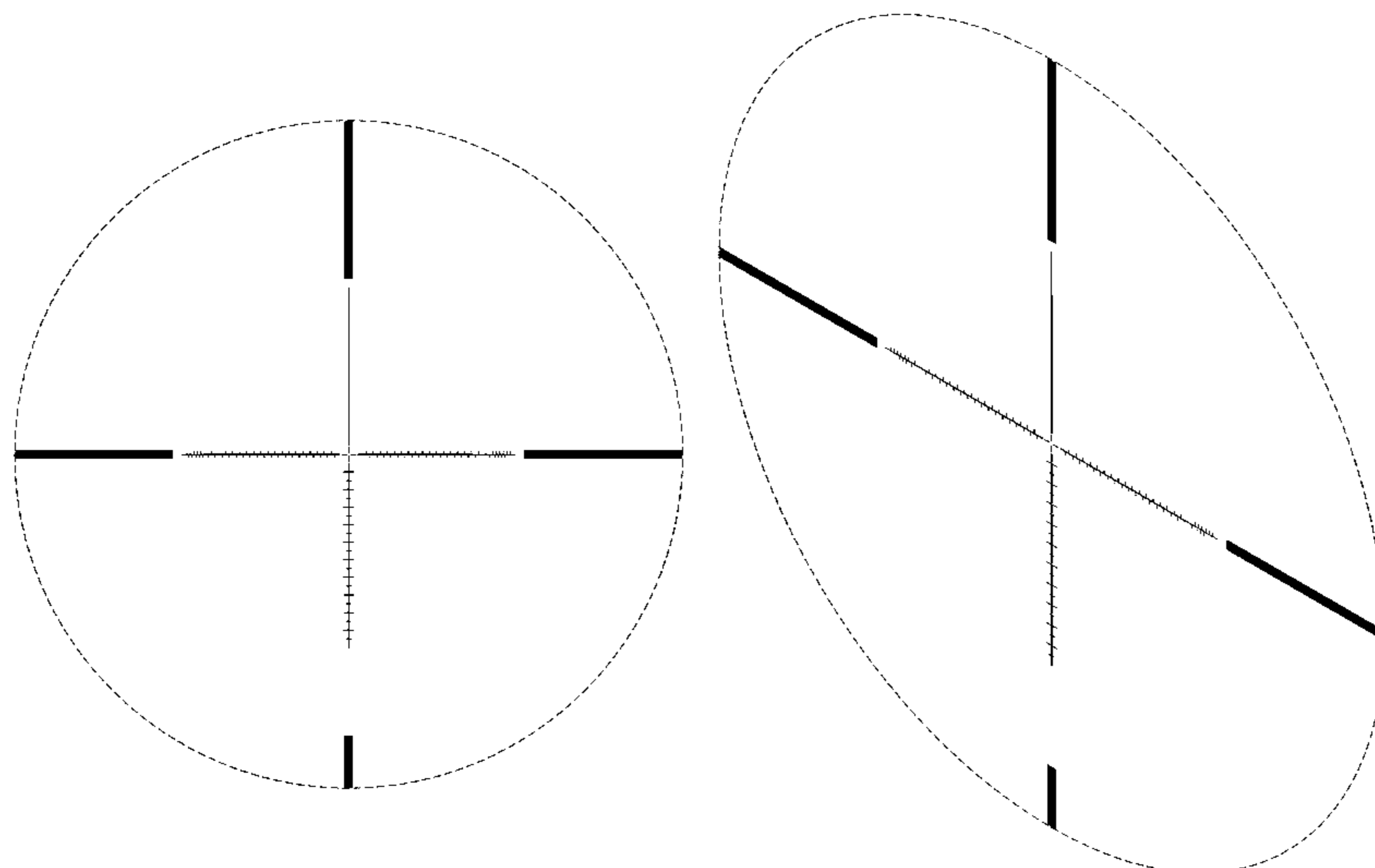
The ornamental design for a RETICLE FOR AN OPTICAL AIMING DEVICE as shown and described.

DESCRIPTION

FIG. 1 is a front plan view of a first embodiment of the RETICLE FOR AN OPTICAL AIMING DEVICE; and FIG. 2 is an isometric view of the RETICLE FOR AN OPTICAL AIMING DEVICE shown in FIG. 1.

The dashed lines form no part of the claimed invention in this application and are instead included to show an unclaimed boundary of the design.

1 Claim, 2 Drawing Sheets



(56)

References Cited

U.S. PATENT DOCUMENTS

D654,136	S	2/2012	Huber	
D679,777	S	4/2013	Bracken et al.	
D680,187	S	4/2013	Bracken et al.	
D684,653	S	6/2013	Smith et al.	
D716,905	S	11/2014	Beckett et al.	
D733,248	S	6/2015	Moyle	
D745,105	S	12/2015	Mikroulis	
D796,621	S *	9/2017	Walker	D16/136
D798,411	S *	9/2017	Walker	D16/136
D798,412	S *	9/2017	Walker	D16/136
D798,413	S *	9/2017	Walker	D16/136
D838,335	S *	1/2019	Hamilton	D16/136
D850,564	S *	6/2019	Mikroulis	D16/136
D850,565	S *	6/2019	Mikroulis	D16/136
D850,569	S *	6/2019	Mikroulis	D16/136
D854,113	S *	7/2019	Hamilton	D16/136
D855,739	S *	8/2019	Doran	D22/109
D871,539	S *	12/2019	Bentham	D22/109

2001/0017730	A1	8/2001	Ruh	
2002/0124452	A1	9/2002	Sammur	
2002/0129535	A1	9/2002	Osborn	
2004/0016168	A1	1/2004	Thomas et al.	
2004/0020099	A1	2/2004	Osborn	
2005/0005495	A1	1/2005	Smith	
2005/0257414	A1	11/2005	Zaderey et al.	
2007/0044364	A1	3/2007	Sammur et al.	
2008/0098640	A1	5/2008	Sammur et al.	
2013/0160346	A1	6/2013	White et al.	
2017/0123224	A1*	5/2017	Hamilton	G02B 23/14
2018/0081192	A1*	3/2018	Qu	F41G 1/38

OTHER PUBLICATIONS

D. Andrew Kopas, Handbook of Standard Reticle Patterns by Manufacturer, Version 9, updated May 10, 2012 (100 pages).
 Nightforce Precision Optics, Reticle Manual for NXS and Precision Benchrest Riflescopes, Revised Jul. 2010 (20 pages).

* cited by examiner

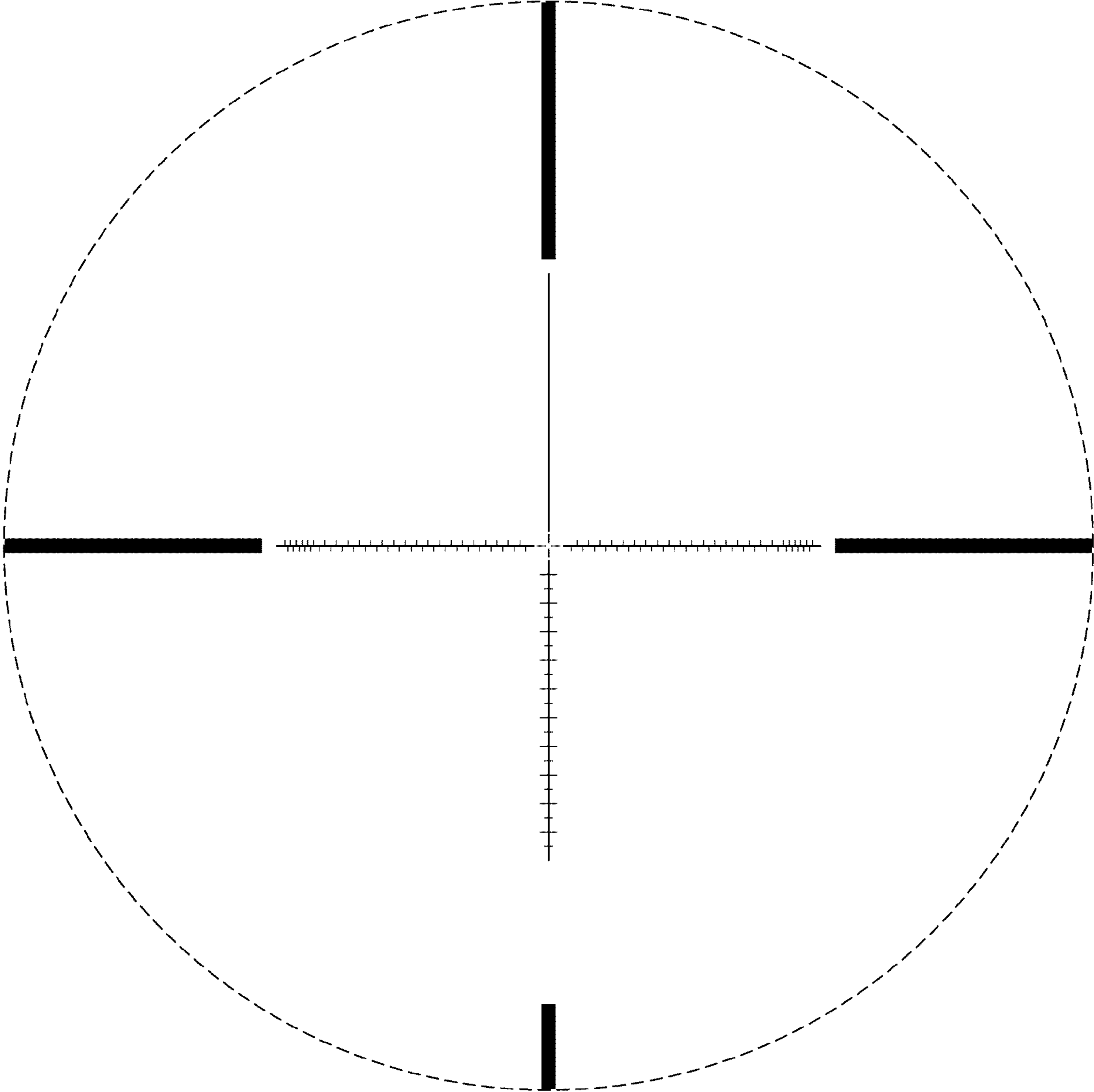


FIG. 1

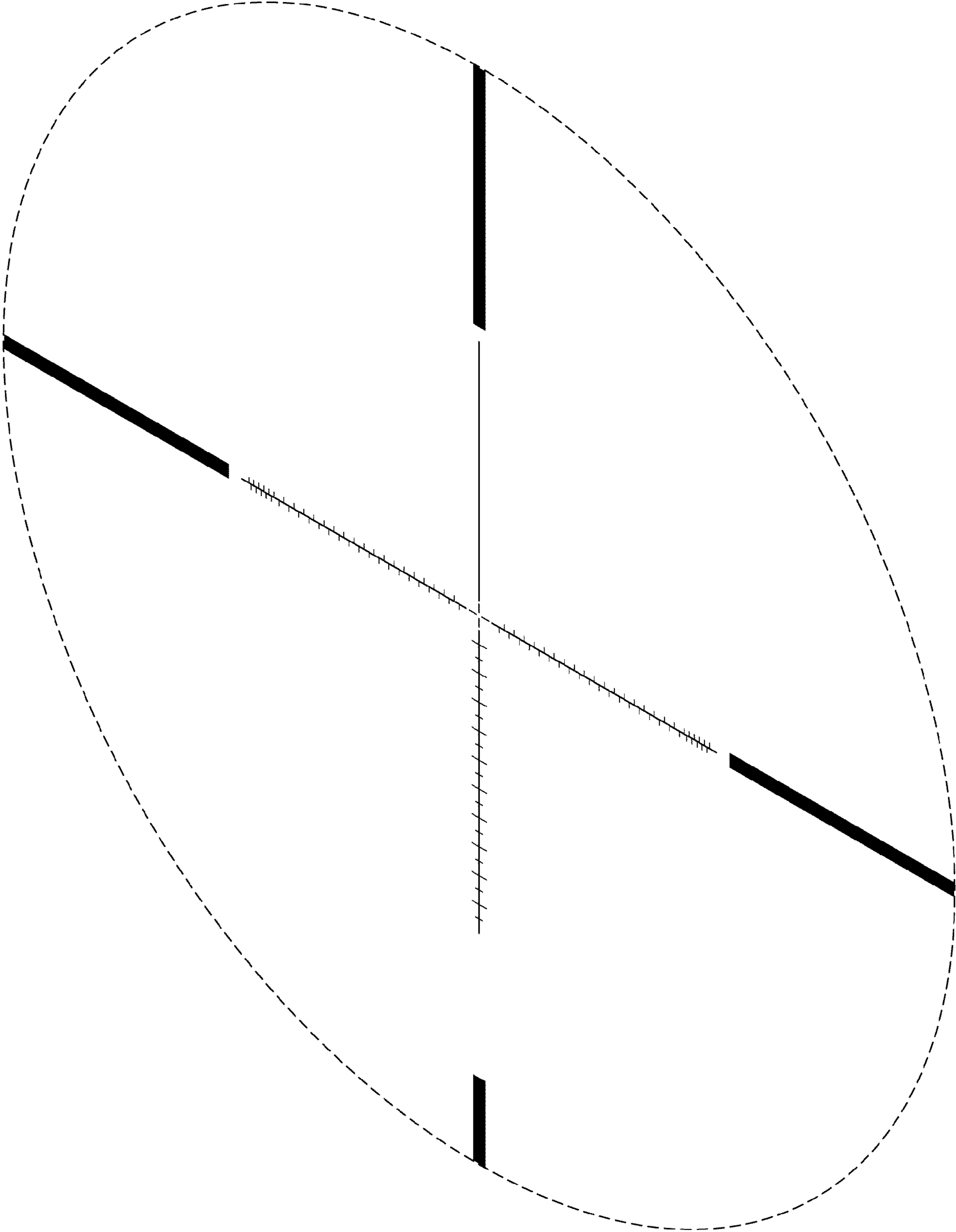


FIG. 2