



US00D999135S

(12) **United States Design Patent** (10) **Patent No.:** **US D999,135 S**
Heilaneh et al. (45) **Date of Patent:** **** Sep. 19, 2023**

(54) **FENDER PANEL FOR A TRUCK HOOD**

OTHER PUBLICATIONS

(71) Applicant: **PACCAR Inc**, Bellevue, WA (US)

Kozak Semi Truck Parts and Accessories for Kenworth T680 2012-2016, available in Amazon.com, date first available May 29, 2019 [online], [site visited Apr. 6, 2023], Available from the internet URL: <https://www.amazon.com/Longroadaccess-Kenworth-2012-2016-Fender-Accessories/dp/B07SFK6558>.*

(72) Inventors: **Louis Heilaneh**, Lewisville, TX (US); **Brad Powell**, Corinth, TX (US); **Christian Elliott**, Aubrey, TX (US); **Jon Acton**, Bellevue, WA (US); **Derek Sancer**, Bellevue, WA (US); **Jonathan Nicholls**, Bellevue, WA (US)

(Continued)

(73) Assignee: **PACCAR Inc**, Bellevue, WA (US)

Primary Examiner — Darlington Ly

Assistant Examiner — D. Ryan Tisdale

(**) Term: **15 Years**

(74) *Attorney, Agent, or Firm* — SEED IP LAW GROUP LLP

(21) Appl. No.: **29/802,909**

(57) **CLAIM**

(22) Filed: **Aug. 9, 2021**

The ornamental design for a fender panel for a truck hood, as shown and described.

(51) **LOC (14) Cl.** **12-16**

(52) **U.S. Cl.**
USPC **D12/196**

(58) **Field of Classification Search**
USPC D12/86, 90–92, 93, 163, 164, 166, 167, D12/169, 171, 196, 216; D3/318
CPC B60R 19/02; B60R 19/03; B60R 19/04; B62D 25/00; B62D 25/02; B62D 25/08; B62D 25/12; B62D 24/02; B62D 33/023; B62D 33/03; B62D 33/037; B60J 5/10; B60J 5/101–103; B60J 5/107
See application file for complete search history.

DESCRIPTION

FIG. 1 is a perspective view of a fender panel for a truck hood, showing an embodiment of our new design.
FIG. 2 is a front elevational view thereof.
FIG. 3 is a rear elevational view thereof.
FIG. 4 is a right side elevational view thereof.
FIG. 5 is a top plan view thereof.
FIG. 6 is a perspective view of a fender panel for a truck hood, showing another embodiment of our new design, which is a mirror image of the fender panel for a truck hood shown in FIGS. 1-5.
FIG. 7 is a front elevational view thereof.
FIG. 8 is a rear elevational view thereof.
FIG. 9 is a left side elevational view thereof; and, FIG. 10 is a top plan view thereof.
Stippling and tangency lines in the drawings represent the three-dimensional contours of the design, and are not intended to indicate surface decoration. The broken lines shown in the drawings depict portions of the fender panel for a truck hood that form no part of the claimed design.

(56) **References Cited**

U.S. PATENT DOCUMENTS


D366,638 S	1/1996	Tucker et al.
D382,841 S	8/1997	Norwood et al.
D395,860 S	7/1998	Meryman et al.
D403,636 S	1/1999	Meryman et al.
D411,494 S	6/1999	Meryman et al.
D422,251 S	4/2000	Bader et al.
D435,816 S	1/2001	Delashaw et al.

(Continued)

FOREIGN PATENT DOCUMENTS

CA 196881 * 3/2022

1 Claim, 10 Drawing Sheets



(56)

References Cited

U.S. PATENT DOCUMENTS

D436,563 S 1/2001 Delashaw et al.
 D484,077 S 12/2003 Conway et al.
 D497,581 S 10/2004 Conway et al.
 D502,901 S 3/2005 Delashaw et al.
 D532,350 S 11/2006 Angelo et al.
 D532,352 S 11/2006 Angelo et al.
 D540,725 S 4/2007 Gunter et al.
 D545,251 S 6/2007 Angelo et al.
 D545,254 S 6/2007 Angelo et al.
 D560,575 S 1/2008 Simons et al.
 D560,582 S 1/2008 Simons et al.
 D560,583 S 1/2008 Simons et al.
 D563,849 S 3/2008 Medina et al.
 D563,850 S 3/2008 Rosen et al.
 D563,851 S 3/2008 Rosen et al.
 D563,852 S 3/2008 Rosen et al.
 D571,696 S 6/2008 Rosen et al.
 D578,453 S 10/2008 Raghavendran et al.
 D588,512 S 3/2009 Raghavendran et al.
 D621,754 S 8/2010 Angelo et al.
 D622,188 S 8/2010 Angelo et al.
 D647,832 S 11/2011 Medina et al.
 D654,401 S 2/2012 Peltola et al.
 D654,417 S 2/2012 Peltola et al.
 D699,650 S 2/2014 Peltola et al.
 D699,651 S 2/2014 Peltola et al.
 D706,690 S 6/2014 Peltola et al.
 D707,160 S 6/2014 Peltola et al.
 D707,161 S 6/2014 Peltola et al.
 D707,163 S 6/2014 Peltola et al.
 D708,104 S 7/2014 Conway et al.
 D708,553 S 7/2014 Conway et al.
 D708,985 S 7/2014 Peltola et al.
 D708,986 S 7/2014 Conway et al.
 D709,406 S 7/2014 Conway et al.
 D709,407 S 7/2014 Conway et al.
 D709,408 S 7/2014 Peltola et al.
 D709,421 S 7/2014 Conway et al.
 D709,422 S 7/2014 Peltola et al.
 D709,423 S 7/2014 Peltola et al.
 D709,424 S 7/2014 Conway et al.
 D709,425 S 7/2014 Conway et al.
 D711,786 S * 8/2014 Brzustowicz D12/96
 D782,381 S * 3/2017 Conway D12/196
 D805,981 S 12/2017 Conway et al.
 D862,319 S 10/2019 Duncan et al.
 D862,320 S 10/2019 Duncan et al.
 D862,321 S 10/2019 Duncan et al.
 D862,322 S 10/2019 Duncan et al.
 D862,323 S 10/2019 Duncan et al.
 D862,324 S 10/2019 Duncan et al.
 D863,172 S 10/2019 Duncan et al.
 D885,281 S 5/2020 Duncan et al.
 D915,252 S 4/2021 Duncan et al.
 D915,264 S * 4/2021 Duncan D12/196
 D925,416 S 7/2021 Duncan et al.
 D940,025 S * 1/2022 Kaoud D12/184
 D953,220 S * 5/2022 Dos Santos D12/173
 D958,031 S * 7/2022 Acton D12/173
 D960,788 S * 8/2022 Acton D12/173
 D963,530 S 9/2022 Waraich et al.
 D965,701 S * 10/2022 Wood D21/562
 D971,788 S * 12/2022 Dos Santos D12/93
 D978,041 S * 2/2023 Auerbach D12/196
 D980,766 S * 3/2023 Waraich D12/173
 11,613,312 B2 * 3/2023 Milton B60N 3/008
 2005/0088013 A1 * 4/2005 Dyer, II B62D 25/02
 180/65.6
 296/193.05

OTHER PUBLICATIONS

Dealing with truck driver difficulties: Three takeaways from ATA MCE 2021, available in FleetEquipmentMag.com, announced Year

2021 [online], [site visited Apr. 6, 2023], Internet URL: <https://www.fleetequipmentmag.com/truck-driver-difficulties-technology/>.
 Peterbilt Model 536 with Cummins L9N natural gas engine, available in CCJDigital.com, announced Year 2022 [online], [site visited Apr. 6, 2023], Internet URL: <https://www.ccjdigital.com/test-drives/article/15293857/peterbilt-model-536-with-cummins-l9n-natural-gas-engine#/find/nearest?fuel=CNG>.
 “T800,” Kenworth Truck Company, 2002, 32-page brochure.
 “T800,” Kenworth Truck Company, 2003, 32-page brochure.
 “T800,” Kenworth Truck Company, 2005, 28-page brochure.
 “T800,” Kenworth Truck Company, 2009, 28-page brochure.
 “T800B,” Kenworth Truck Company, 1993, 8-page brochure.
 Peterbilt Motors Company, “The Working Class,” Sep. 1976, 6-page brochure.
 “The World’s Best,” Kenworth Truck Company, 1992, 12-page brochure.
 “W900,” Kenworth Truck Company, 1996, 7-page brochure.
 “W900,” Kenworth Truck Company, 2002, 32-page brochure.
 “W900,” Kenworth Truck Company, 2005, 32-page brochure.
 “W900,” Kenworth Truck Company, 2009, 28-page brochure.
 Kenworth Truck Company, “W900L AeroCab,” 1994, 2-page brochure.
 Kenworth Truck Company, “AeroCab,” 1993, 6-page brochure.
 “AeroCab,” Kenworth Truck Company, as early as 1995, 3-page brochure.
 “C500B,” Kenworth Truck Company, as early as 1990, 4-page brochure.
 Peterbilt Motors Company, “Class Pays, Medium Duty,” Sep. 2000, 12-page brochure.
 “Class Pays, Truck Models,” Peterbilt Motors Company, Mar. 2005, 24-page brochure.
 “Class Pays,” Peterbilt Motors Company, Nov. 1998, 10-page brochure.
 Peterbilt Motors Company, “Class Pays,” Sep. 1997, 10-page brochure.
 “Class Pays, Construction Trucks,” Peterbilt Motors Company, Nov. 2003, 16-page brochure.
 “Kenworth Truck Models,” Kenworth Truck Company, 2010, 16-page brochure.
 Peterbilt Motors Company, “Model 330,” Oct. 1997, 3-page brochure.
 Peterbilt Motors Company, “Model 379,” Apr. 2005, 2-page brochure.
 Peterbilt Motors Company, “Model 379,” Mar. 1996, 5-page brochure.
 Peterbilt Motors Company, “Rest with Class,” Apr. 1978, 4-page brochure.
 “T170 Class 5,” Kenworth Truck Company, 2008, 4-page brochure.
 “T270 Class 6 and T370 Class 7,” Kenworth Truck Company, 2008, 6-page brochure.
 “T270 Class 6 and T370 Class 7,” Kenworth Truck Company, 2009, 6-page brochure.
 “T270 Class 6 and T370 Class 7 Hybrid,” Kenworth Truck Company, 2009, 6-page brochure.
 “T680,” Kenworth Truck Company, 2013, 34-page brochure.
 “T680,” Kenworth Truck Company, 2016, 34-page brochure.
 “T880,” Kenworth Truck Company, 2017, 32-page brochure.
 “Model 579,” Peterbilt Motors Company, Oct. 2013, 13-page brochure.
 “Medium Duty,” Peterbilt Motors Company, 2013, 9-page brochure.
 “On-Highway,” Peterbilt Motors Company, 2013, 13-page brochure.
 “Vocational,” Peterbilt Motors Company, 2013, 11-page brochure.
 “T440,” Kenworth Truck Company, 2010, 6-page brochure.
 “T470,” Kenworth Truck Company, 2010, 6-page brochure.
 “T470H,” Kenworth Truck Company, 2009, 2-page brochure.
 “Model 220,” Peterbilt Motors Company, 2019, 2-page brochure.
 “220EV,” Peterbilt Motors Company, 2020, 5-page brochure.
 “Model 337,” Peterbilt Motors Company, 2020, 2-page brochure.
 “Model 389,” Peterbilt Motors Company, 2019, 2-page brochure.

(56)

References Cited

OTHER PUBLICATIONS

- "Model 348," Peterbilt Motors Company, 2019, 2-page brochure.
- "Model 520," Peterbilt Motors Company, 2019, 2-page brochure.
- "Model 567," Peterbilt Motors Company, 2020, 16-page brochure.
- "567 Heritage," Peterbilt Motors Company, 2017, 2-page brochure.
- "Model 579," Peterbilt Motors Company, 2019, 28-page brochure.
- "C500," Kenworth Truck Company, 2012, 2-page brochure.
- "T680," Kenworth Truck Company, 2019, 40-page brochure.
- "T800," Kenworth Truck Company, 2012, 28-page brochure.
- "T440/T470," Kenworth Truck Company, 2015, 8-page brochure.
- "K270E/K370E," Kenworth Truck Company, 2020, 4-page brochure.
- "T270/T370," Kenworth Truck Company, 2019, 16-page brochure.
- "K270/K370," Kenworth Truck Company, 2014, 12-page brochure.
- "W990," Kenworth Truck Company, 2018, 32-page brochure.
- "T880," Kenworth Truck Company, 2019, 36-page brochure.
- "Model 367," Peterbilt Motors Company, <https://www.peterbilt.com/trucks/vocational/model-367>, retrieved Nov. 20, 2020, 12 pages.
- "Model 365," Peterbilt Motors Company, <https://www.peterbilt.com/trucks/vocational/model-365>, retrieved Nov. 20, 2020, 11 pages.
- "Model 325," Peterbilt Motors Company, <https://www.peterbilt.com/trucks/medium-duty/model-325>, retrieved Nov. 20, 2020, 12 pages.

* cited by examiner

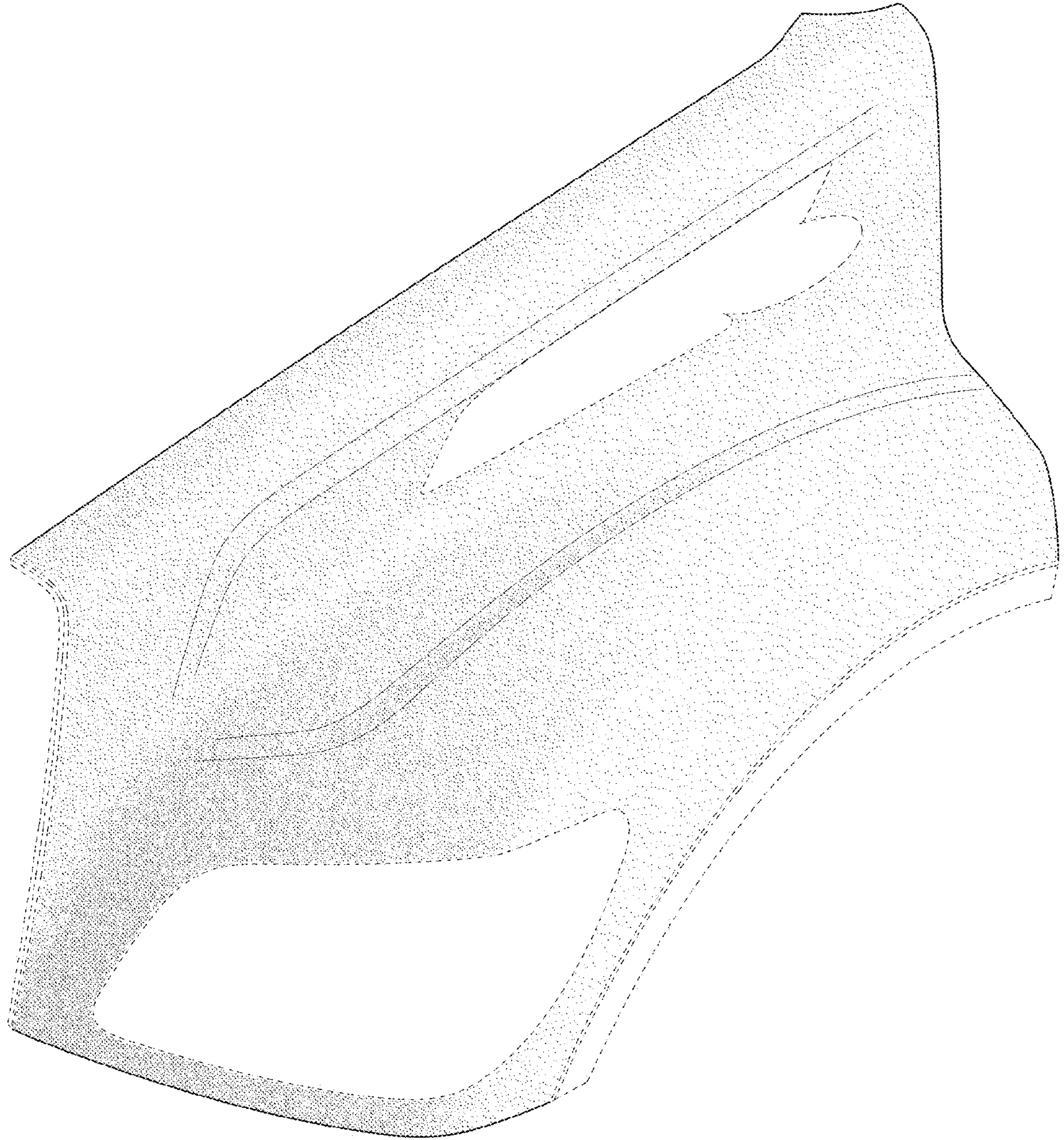


FIG. 1

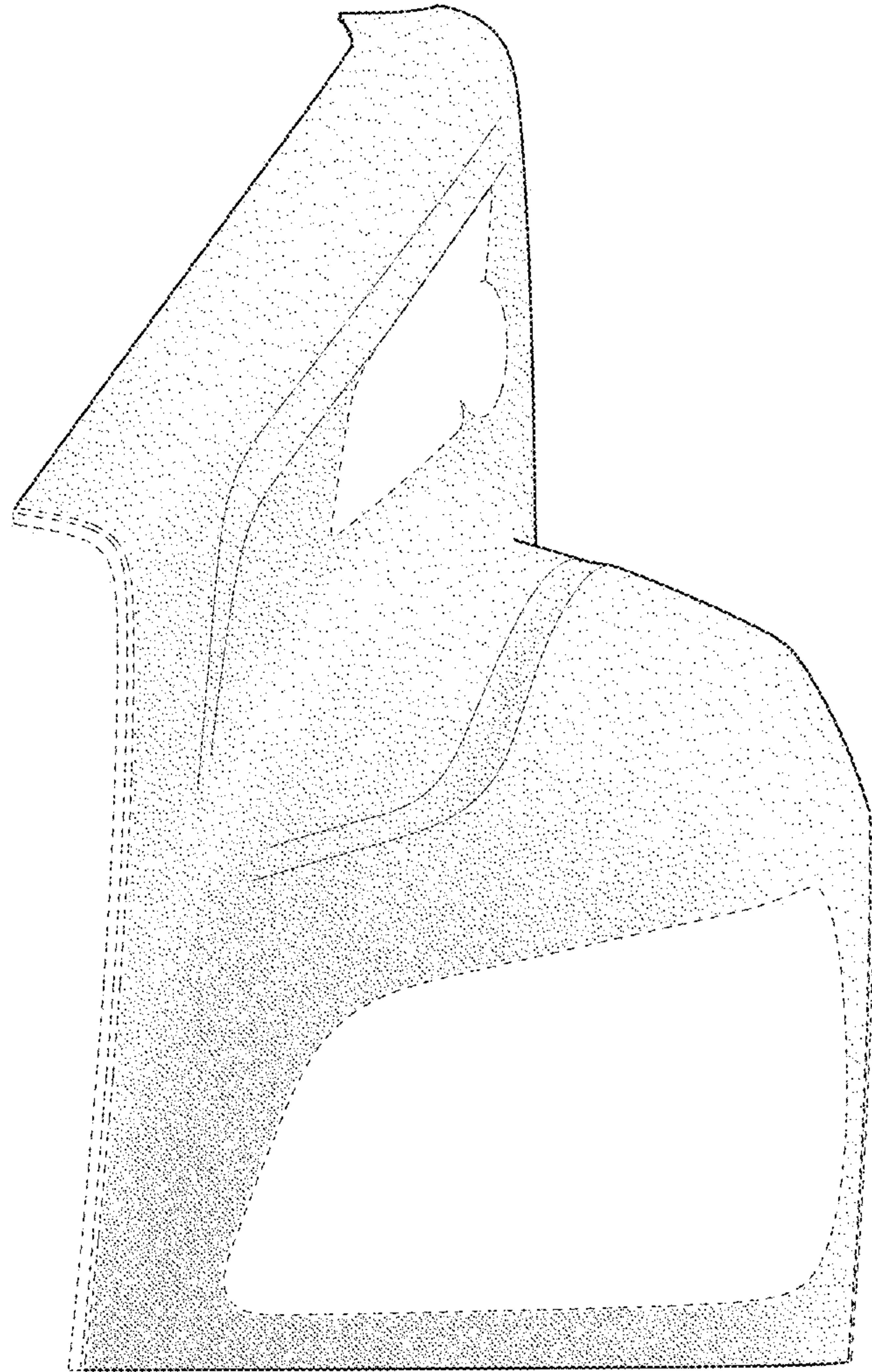


FIG. 2

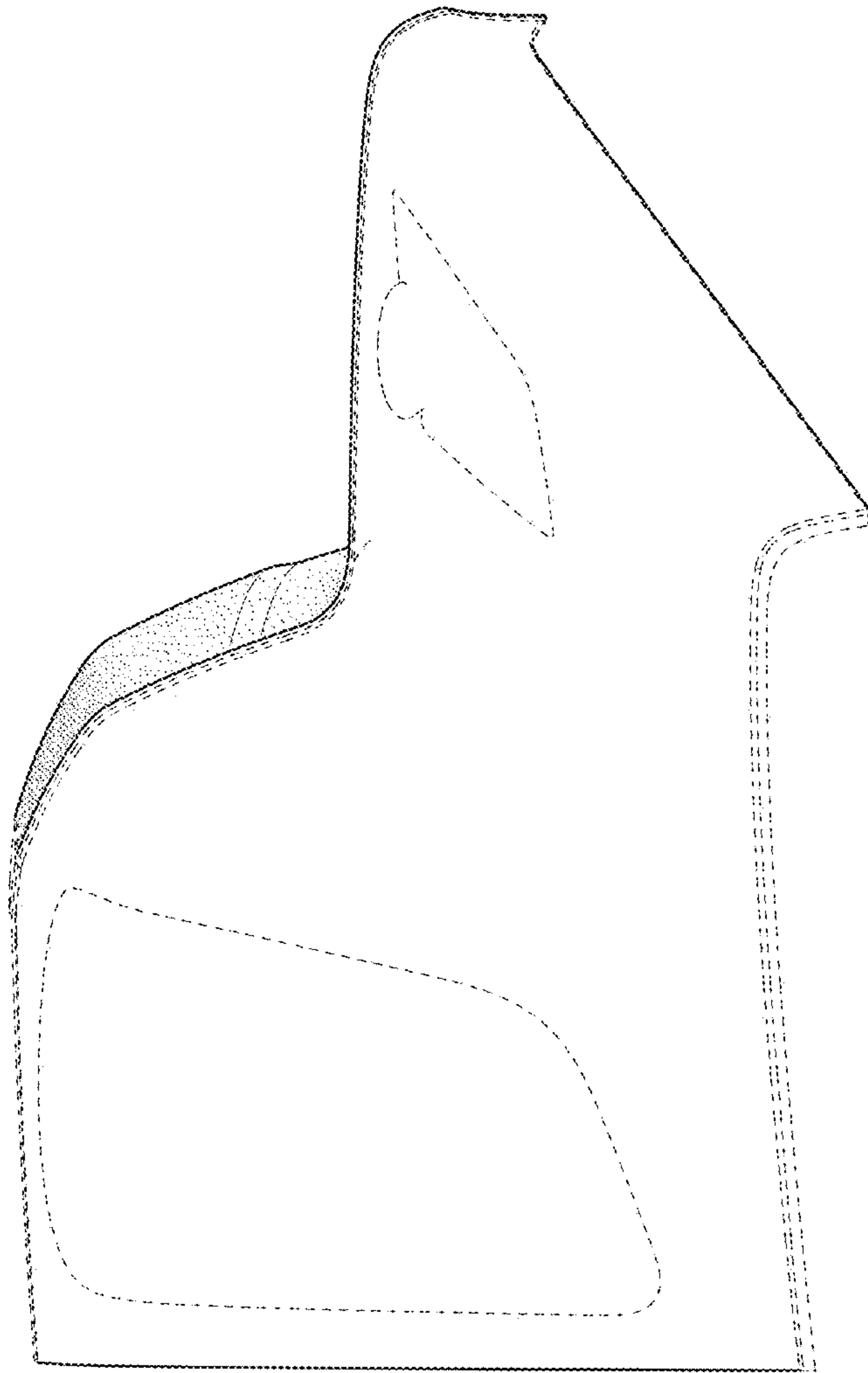


FIG. 3

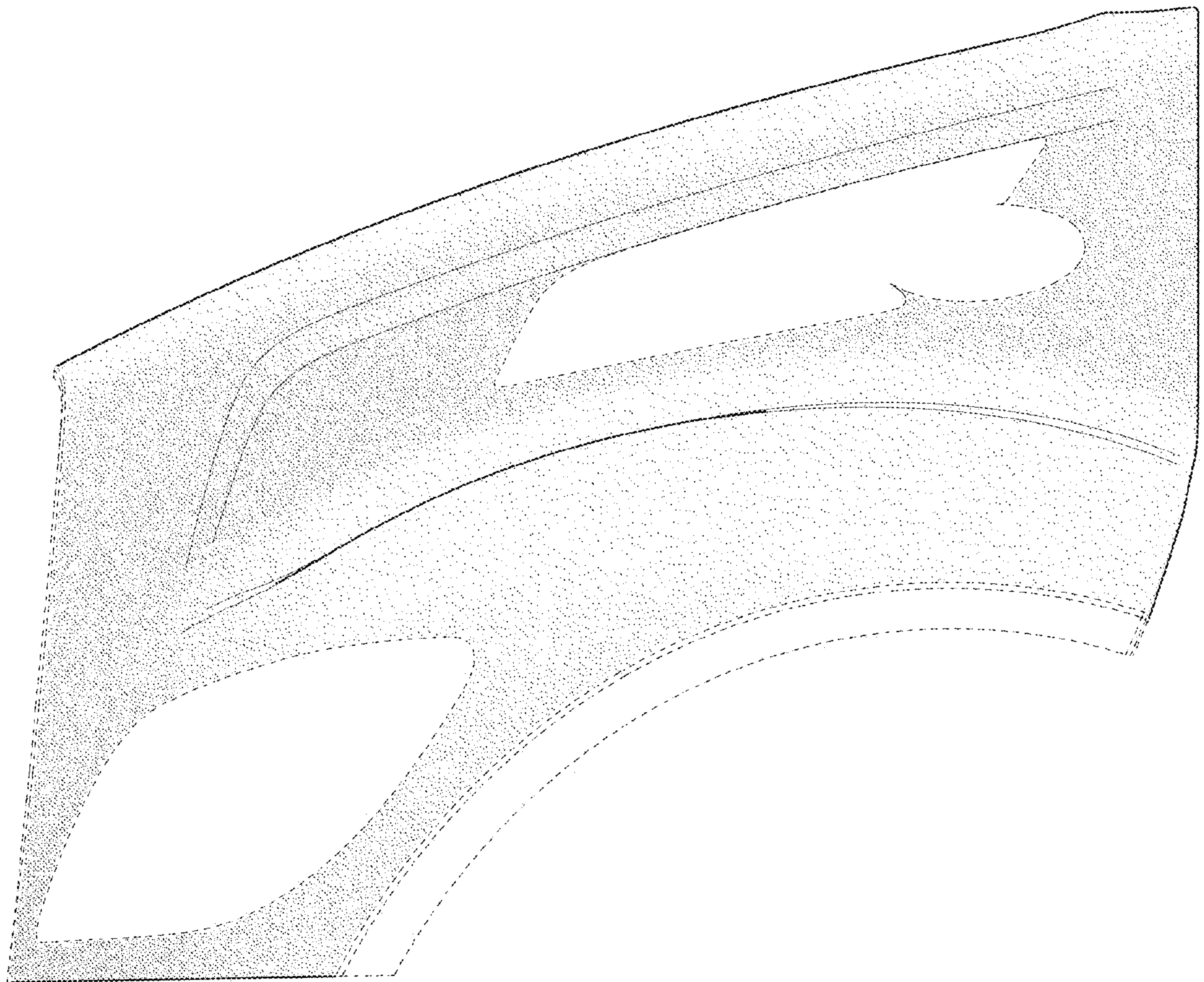


FIG. 4

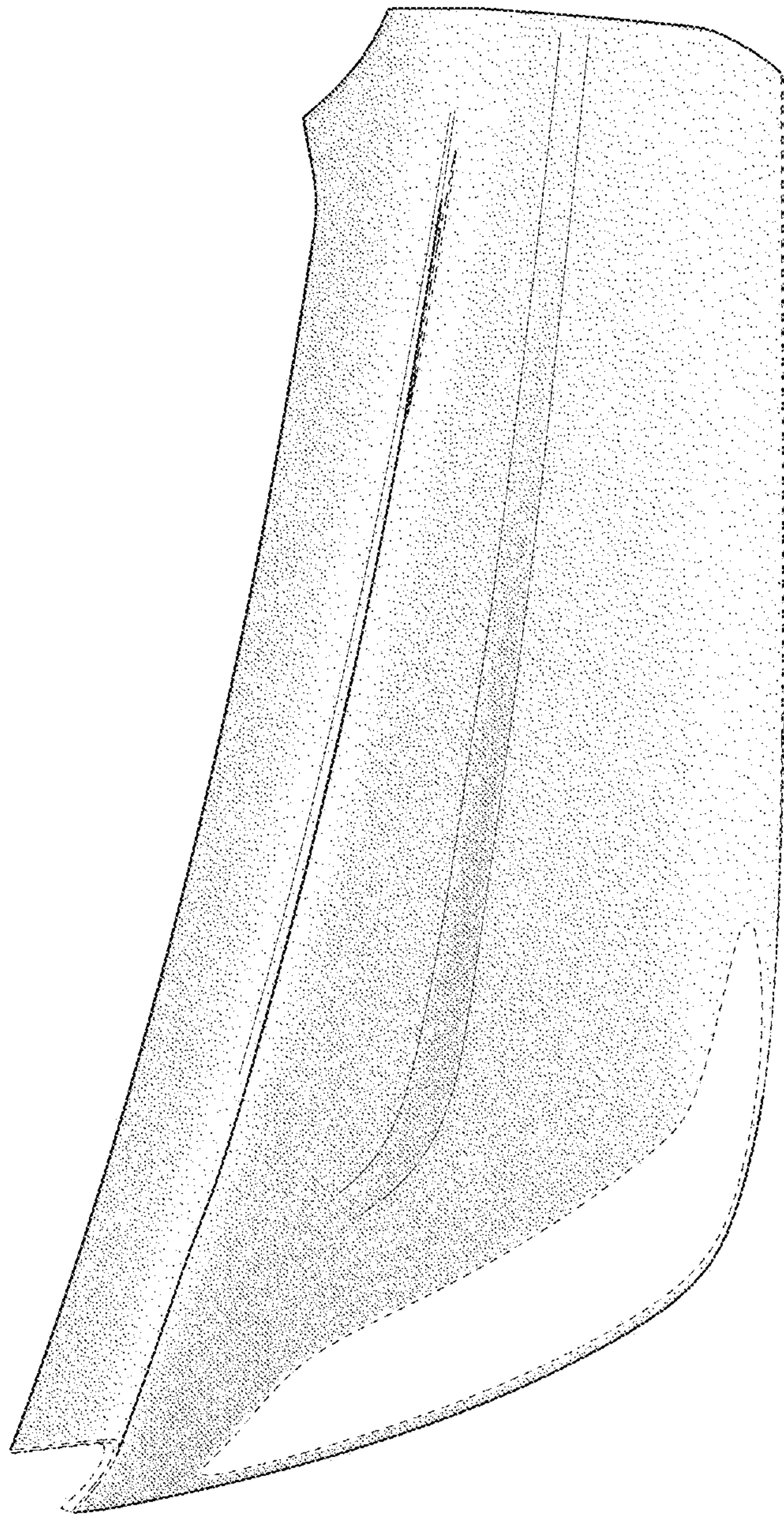


FIG. 5




FIG. 6

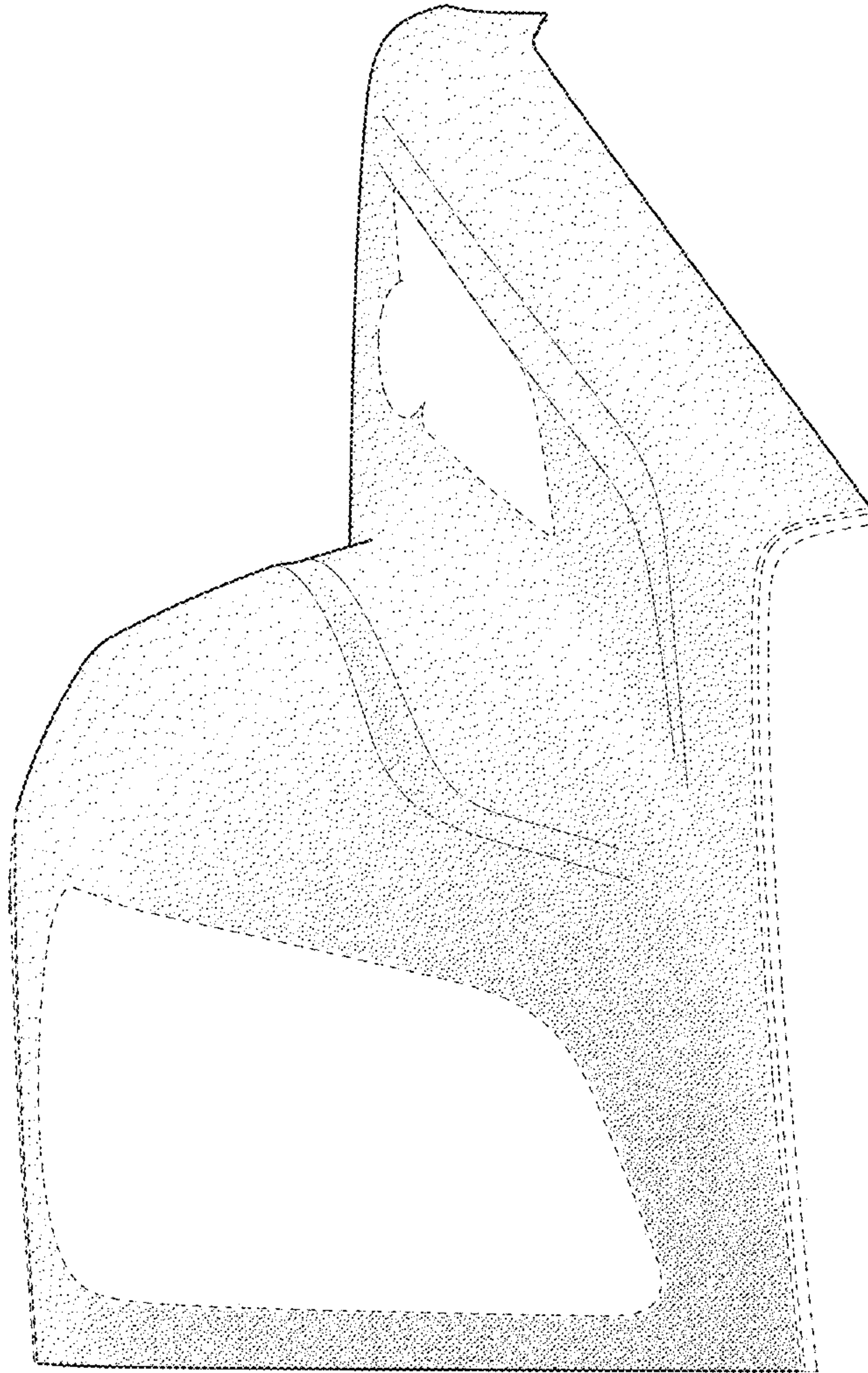


FIG. 7

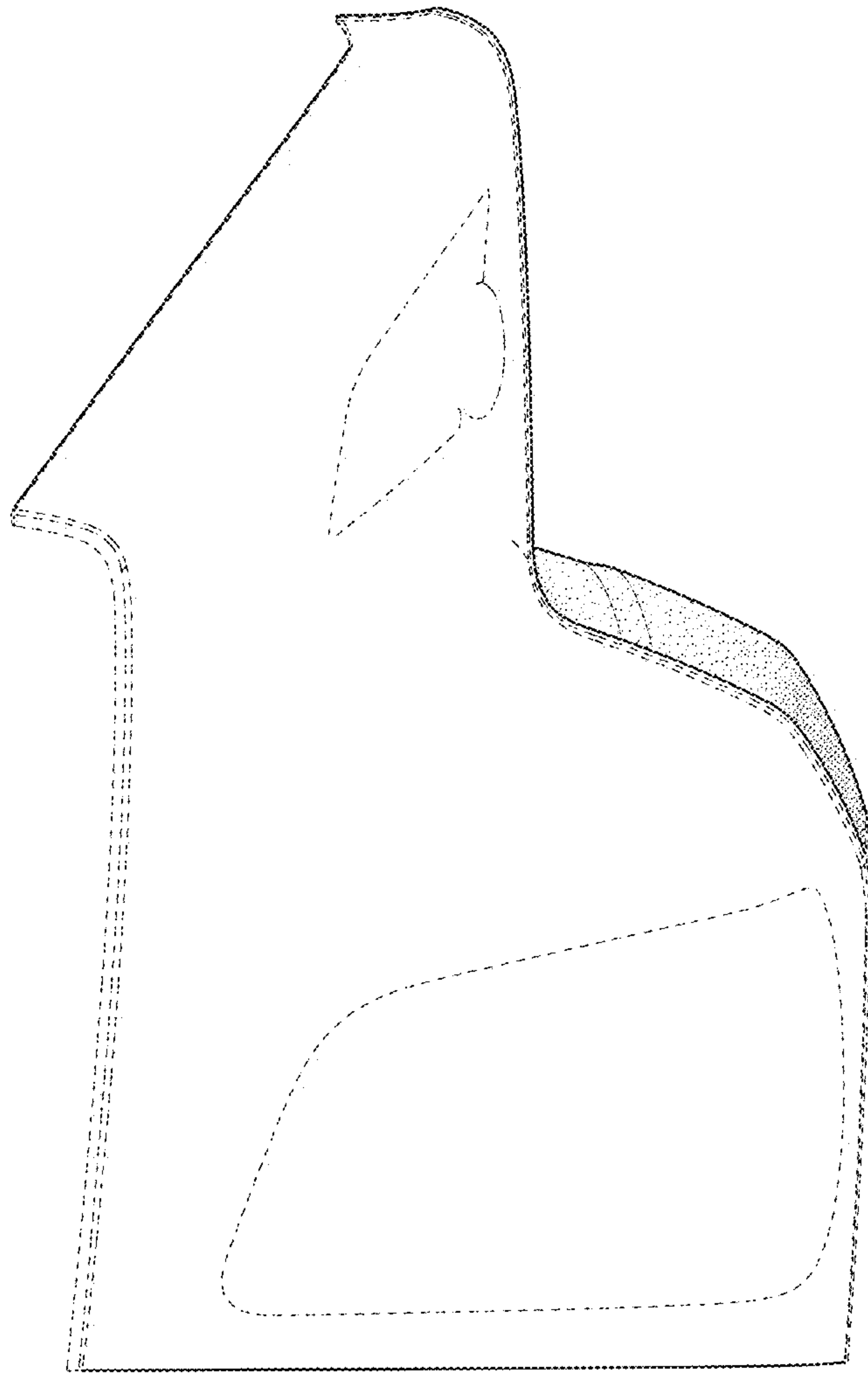


FIG. 8

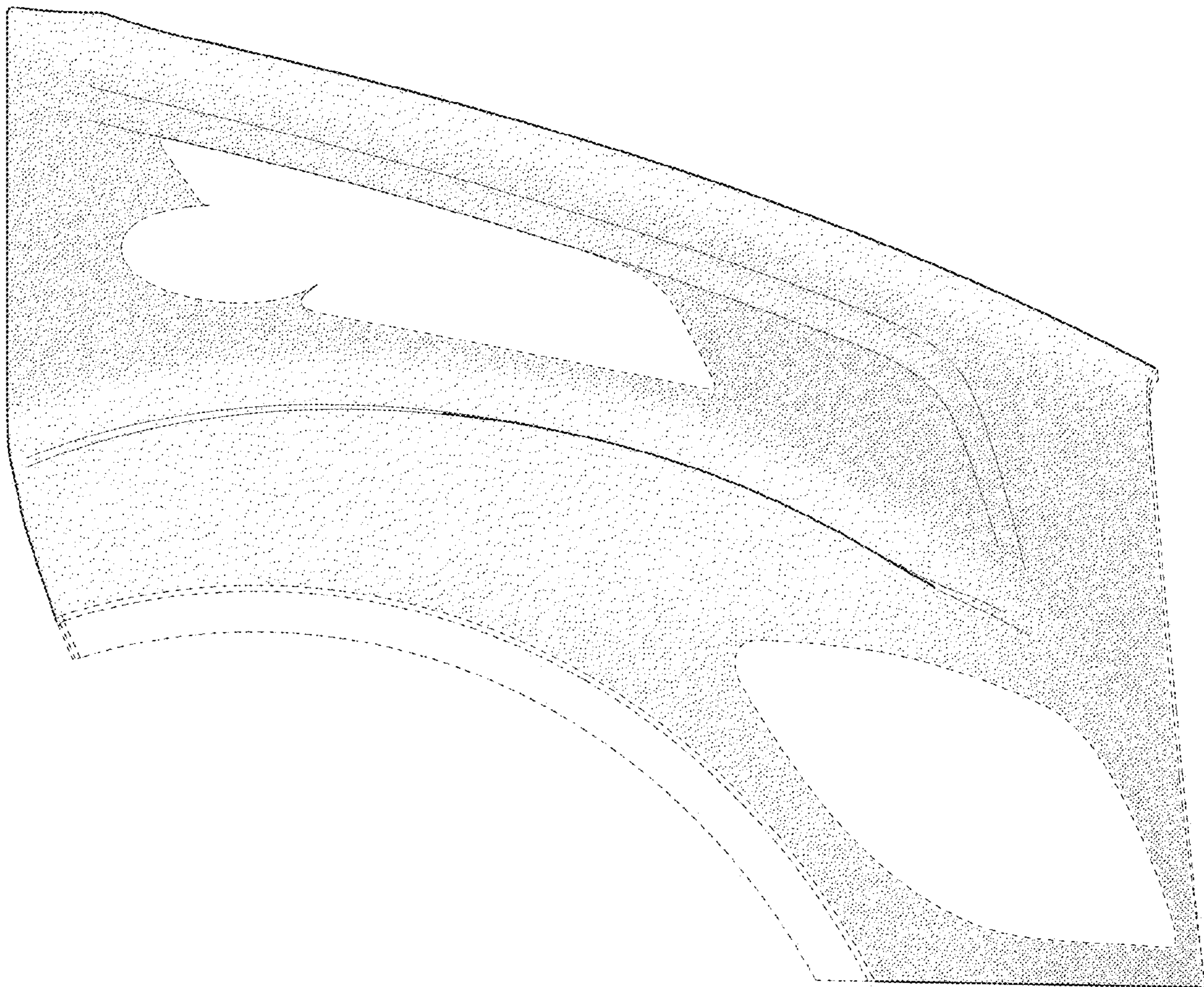


FIG. 9

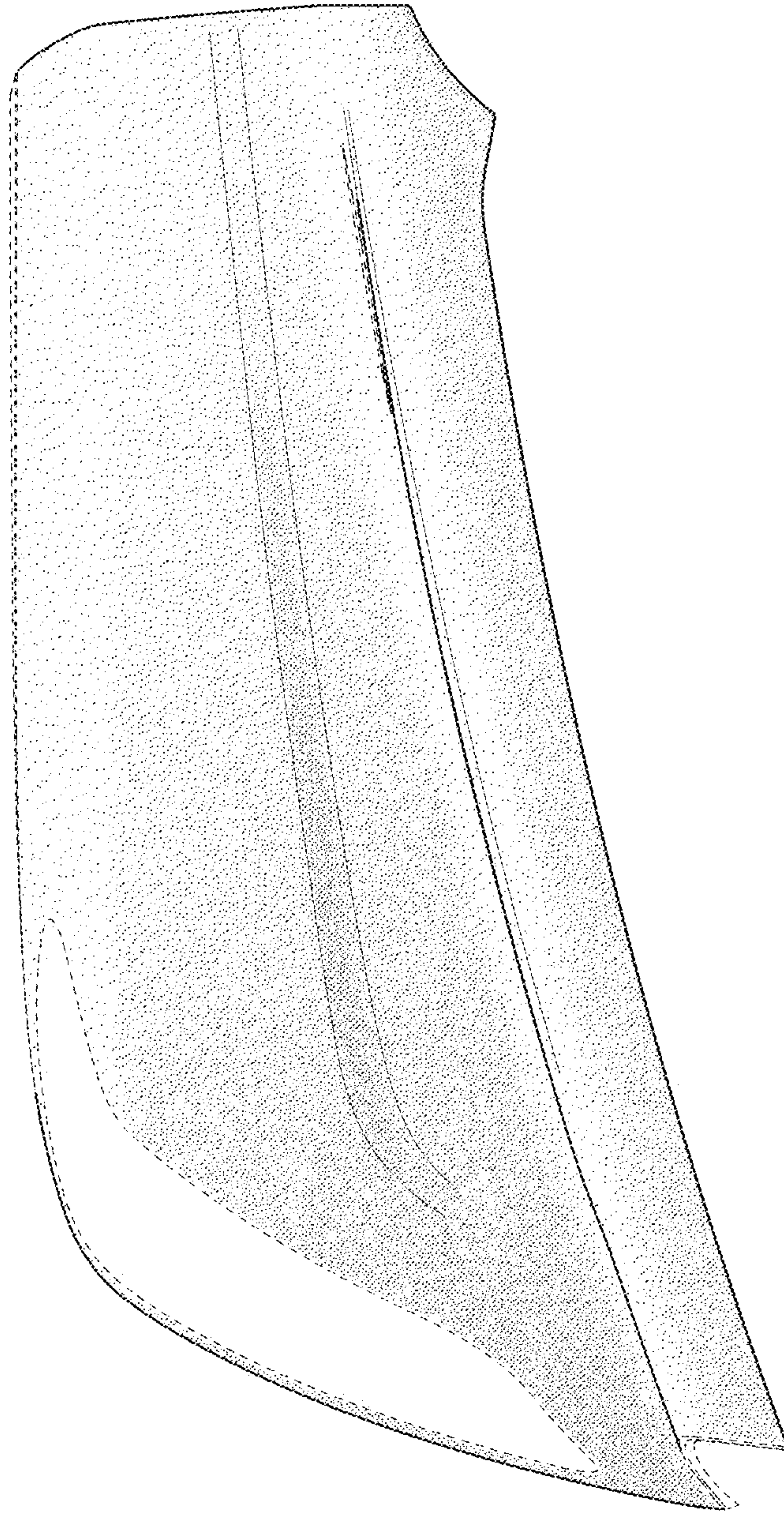


FIG. 10