



US00D999079S

(12) **United States Design Patent**  
**Wernimont et al.**

(10) **Patent No.:** **US D999,079 S**  
(45) **Date of Patent:** **\*\* Sep. 19, 2023**

(54) **SENSOR MODULE**

(71) Applicant: **Hill's Pet Nutrition, Inc.**, Topeka, KS (US)

(72) Inventors: **Susan Wernimont**, Lawrence, KS (US); **Ryan Talley**, Topeka, KS (US); **Jodi Vondran**, Wamego, KS (US); **Stephen John French**, Lawrence, KS (US); **Cheryl Stiers**, Holton, KS (US); **Mark Neavitt**, Topeka, KS (US); **John Michael McCoy, Jr.**, Topeka, KS (US)

(73) Assignee: **Hills Pet Nutrition, Inc.**, Topeka, KS (US)

(\*\*) Term: **15 Years**

(21) Appl. No.: **29/869,097**

(22) Filed: **Dec. 21, 2022**

**Related U.S. Application Data**

(62) Division of application No. 29/746,723, filed on Aug. 17, 2020, now Pat. No. Des. 976,730.

(51) **LOC (14) Cl.** ..... **10-05**

(52) **U.S. Cl.**  
USPC ..... **D10/104.1**; D30/199

(58) **Field of Classification Search**  
USPC ..... D10/46, 104.1, 104.2; D14/344;  
D24/186; D30/152, 155, 199  
CPC .. A01K 15/021; A01K 29/005; A01K 11/008;  
A01K 15/022; A01K 29/00  
See application file for complete search history.

(56) **References Cited**

**U.S. PATENT DOCUMENTS**

4,612,719 A	9/1986	de Jong
5,046,453 A	9/1991	Vinci
5,434,759 A	7/1995	Endo et al.
D410,206 S	5/1999	Slater

D478,830 S	8/2003	So
6,712,025 B2	3/2004	Peterson et al.
6,720,879 B2	4/2004	Edwards
6,830,014 B1	12/2004	Lalor
D520,894 S	5/2006	Zakharyan
D523,998 S	6/2006	Nottingham et al.

(Continued)

*Primary Examiner* — George D. Kirschbaum

*Assistant Examiner* — Lillian Windham

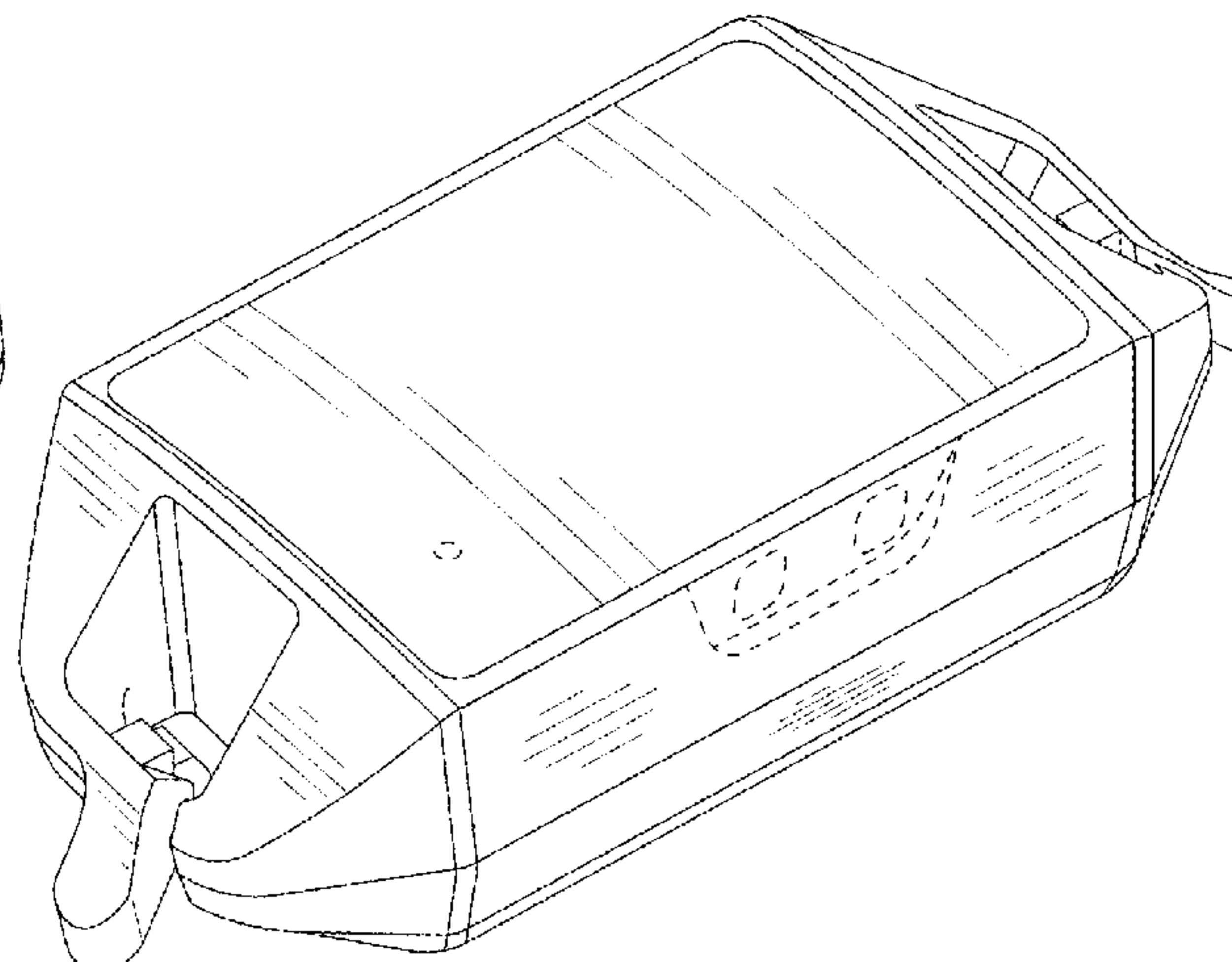
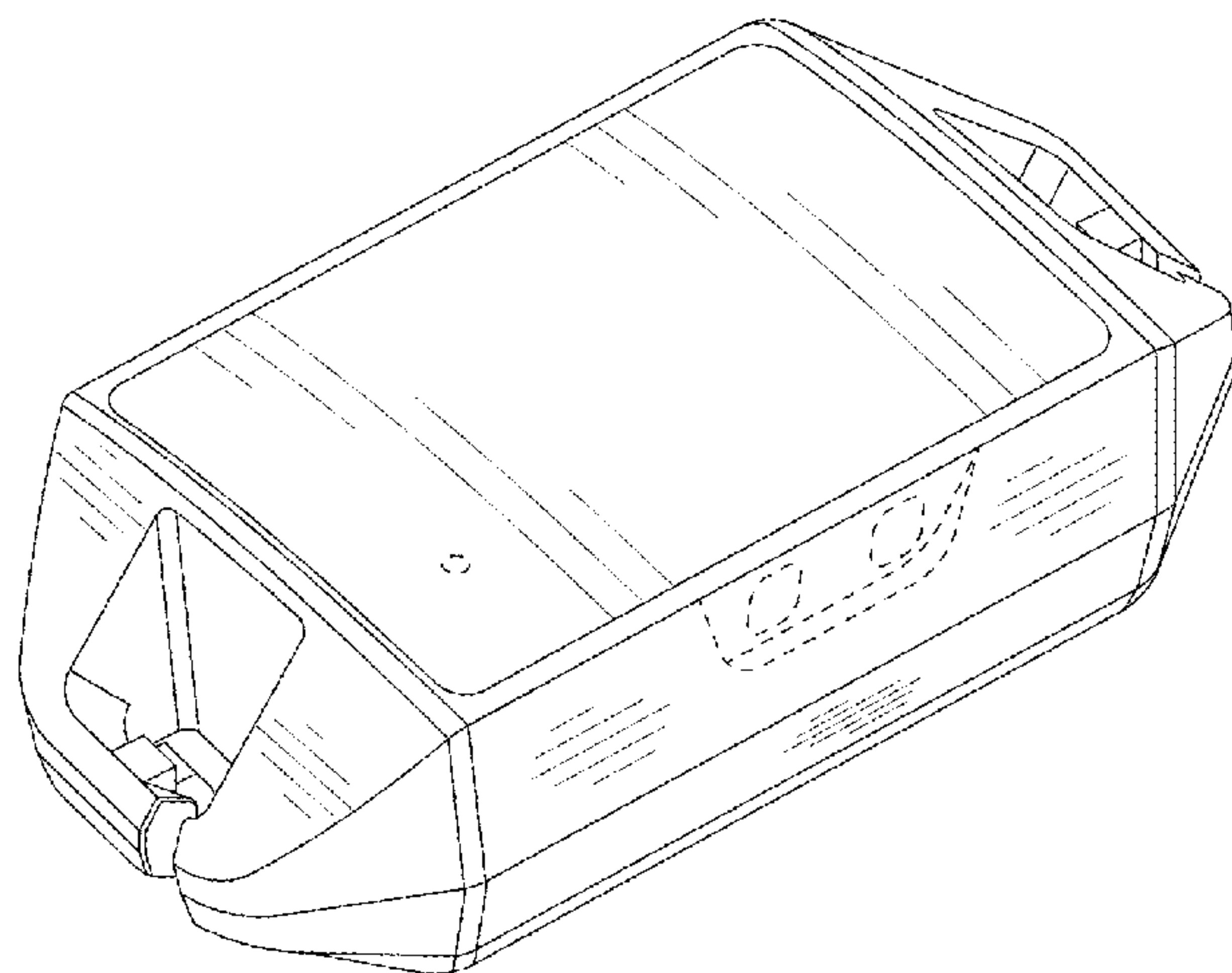
(57) **CLAIM**

The ornamental design for a sensor module, as shown and described.

**DESCRIPTION**

FIG. 1 is a front perspective view of a sensor module according to a first embodiment of the new design;  
 FIG. 2 is front view thereof;  
 FIG. 3 is a rear view thereof;  
 FIG. 4 is a right side view thereof;  
 FIG. 5 is a left side view thereof;  
 FIG. 6 is a top view thereof;  
 FIG. 7 is bottom view thereof;  
 FIG. 8 is a front perspective view of a sensor module according to a second embodiment of the new design;  
 FIG. 9 is front view thereof;  
 FIG. 10 is a rear view thereof;  
 FIG. 11 is a right side view thereof;  
 FIG. 12 is a left side view thereof;  
 FIG. 13 is a top view thereof;  
 FIG. 14 is bottom view thereof;  
 FIG. 15 is a front perspective view of a sensor module according to a third embodiment of the new design;  
 FIG. 16 is front view thereof;  
 FIG. 17 is a rear view thereof;  
 FIG. 18 is a right side view thereof;  
 FIG. 19 is a left side view thereof;  
 FIG. 20 is a top view thereof; and,  
 FIG. 21 is a bottom view thereof.

**1 Claim, 12 Drawing Sheets**



(56)

References Cited

U.S. PATENT DOCUMENTS

D526,590 S	8/2006	So	
D545,220 S	6/2007	Leung	
7,345,588 B2	3/2008	Gerig	
7,420,473 B2	9/2008	Eicken et al.	
7,771,112 B2	8/2010	Morgan	
7,864,057 B2	1/2011	Milnes et al.	
D637,365 S	5/2011	Li et al.	
8,181,607 B2	5/2012	Kim	
D665,952 S	8/2012	Guo	
8,783,212 B2	7/2014	Bellon et al.	
8,833,309 B2	9/2014	So et al.	
D745,515 S	12/2015	Solomon et al.	
D751,068 S *	3/2016	Erbeus .....	D14/344
D751,550 S	3/2016	Solomon et al.	
D752,996 S	4/2016	Ebersold	
D759,011 S	6/2016	Akana et al.	
D760,716 S	7/2016	Akana et al.	
D760,717 S	7/2016	Solomon et al.	
D761,499 S	7/2016	Pulliam et al.	
D767,768 S *	9/2016	Ahmed .....	D24/186
D786,861 S *	5/2017	Pu .....	D14/344
D792,597 S *	7/2017	Ahmed .....	D24/186
D795,719 S	8/2017	Lean et al.	
D802,587 S	11/2017	Lee et al.	
9,861,080 B1	1/2018	Hathway et al.	
D811,387 S	2/2018	Kim	
D816,522 S	5/2018	Zhou et al.	
D835,364 S	12/2018	Lee et al.	
10,149,617 B2	12/2018	Couse	
10,231,440 B2	3/2019	Seltzer et al.	
D852,436 S	6/2019	Leach et al.	
D853,666 S	7/2019	Ni	
D858,517 S	9/2019	Kern et al.	
D858,904 S	9/2019	Zinn et al.	
D863,296 S	10/2019	Kern et al.	
D878,364 S *	3/2020	Kern .....	D14/344
D887,405 S *	6/2020	Kozlovskaya .....	D14/344
D898,613 S	10/2020	Stapleton	
D908,882 S	1/2021	De Marco et al.	
D915,398 S *	4/2021	Yu .....	D14/344
D917,467 S	4/2021	Akana et al.	
D917,704 S *	4/2021	Al-Ali .....	D24/186
D924,231 S *	7/2021	Zhang .....	D14/344
D925,141 S *	7/2021	Lai .....	D10/104.1
D929,051 S	8/2021	Li	
D929,682 S	8/2021	Li	
D936,917 S	11/2021	Li	
D936,919 S	11/2021	Luo	
11,172,649 B2	11/2021	Brayer et al.	
D940,330 S	1/2022	Räisänen et al.	
D944,470 S	2/2022	Li	
D944,792 S	3/2022	Fraboulet	
D948,814 S	4/2022	Jin	
D949,848 S	4/2022	Akana et al.	
D952,961 S	5/2022	Li	
D957,763 S	7/2022	Jia	
D967,433 S *	10/2022	Al-Ali .....	D24/186
D967,567 S *	10/2022	Wei .....	D10/104.1
D967,569 S *	10/2022	Chen .....	D10/104.1
D970,827 S *	11/2022	Zhuang .....	D30/199
2008/0067193 A1	3/2008	Powers et al.	
2013/0014706 A1	1/2013	Menkes	
2014/0275824 A1 *	9/2014	Couse .....	G16H 40/60 600/301
2020/0205381 A1	7/2020	Wernimont et al.	

\* cited by examiner

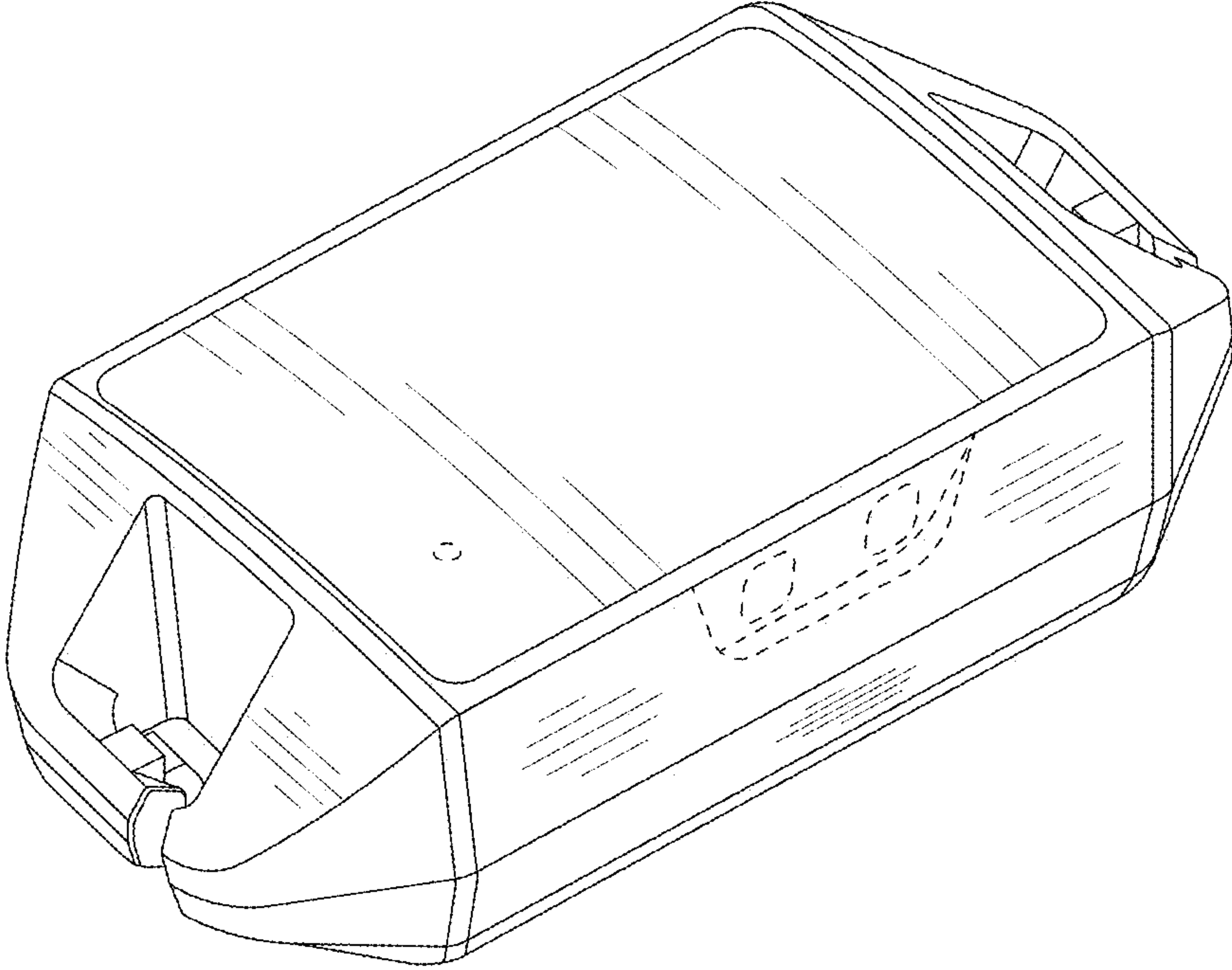


FIG. 1

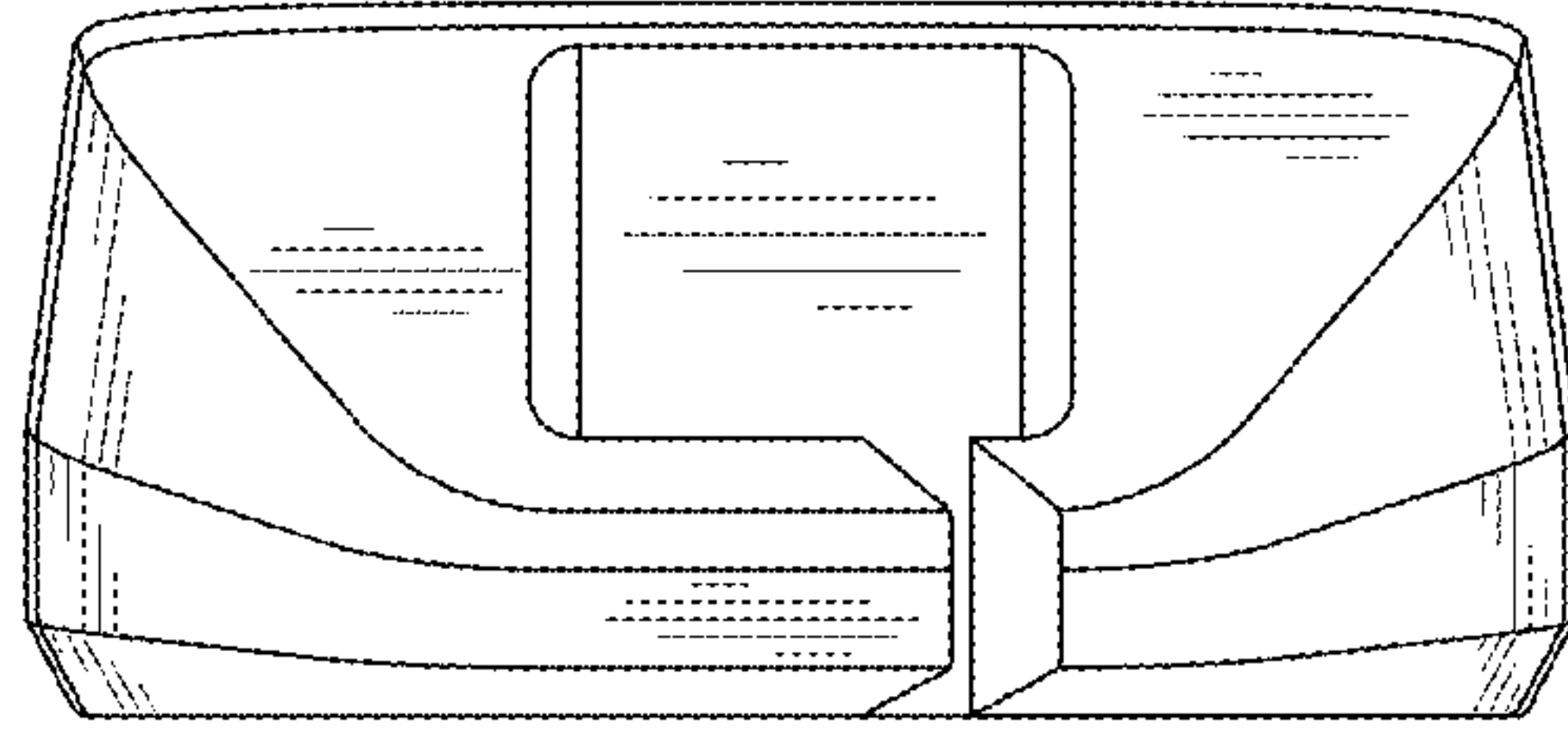


FIG. 2




FIG. 3



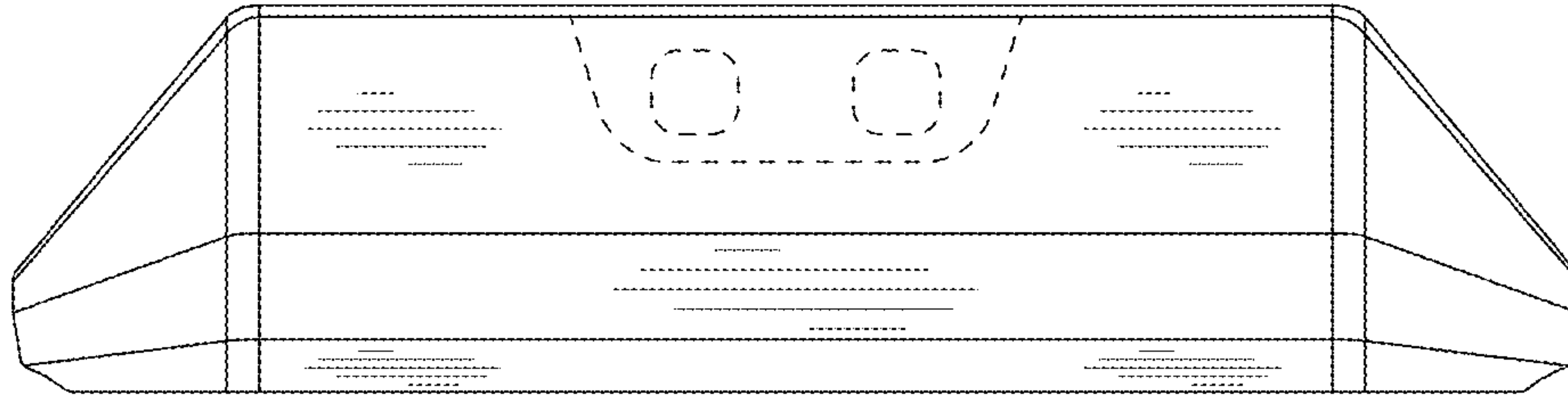


FIG. 4

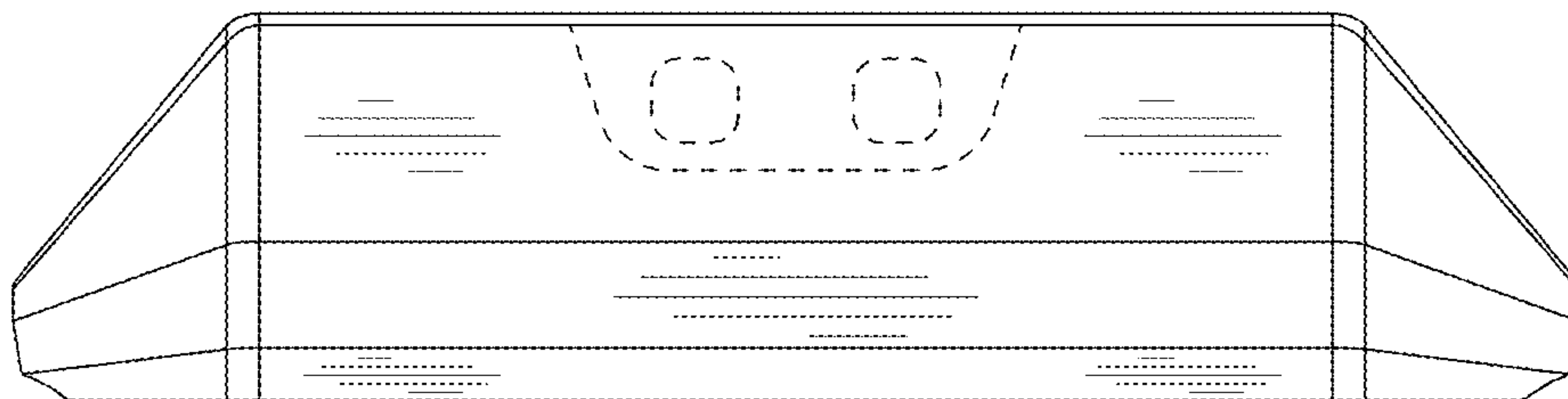


FIG. 5

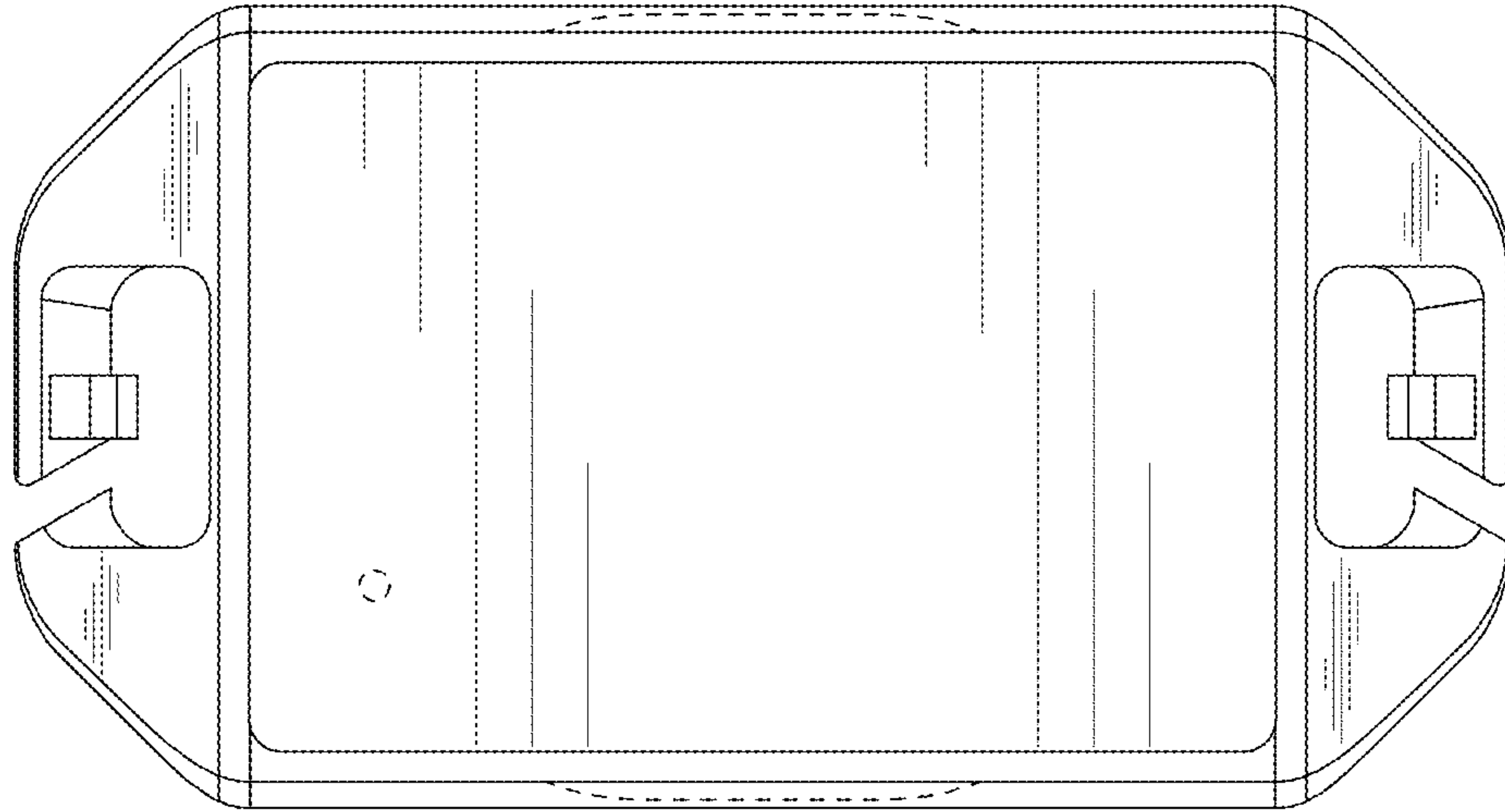


FIG. 6




FIG. 7

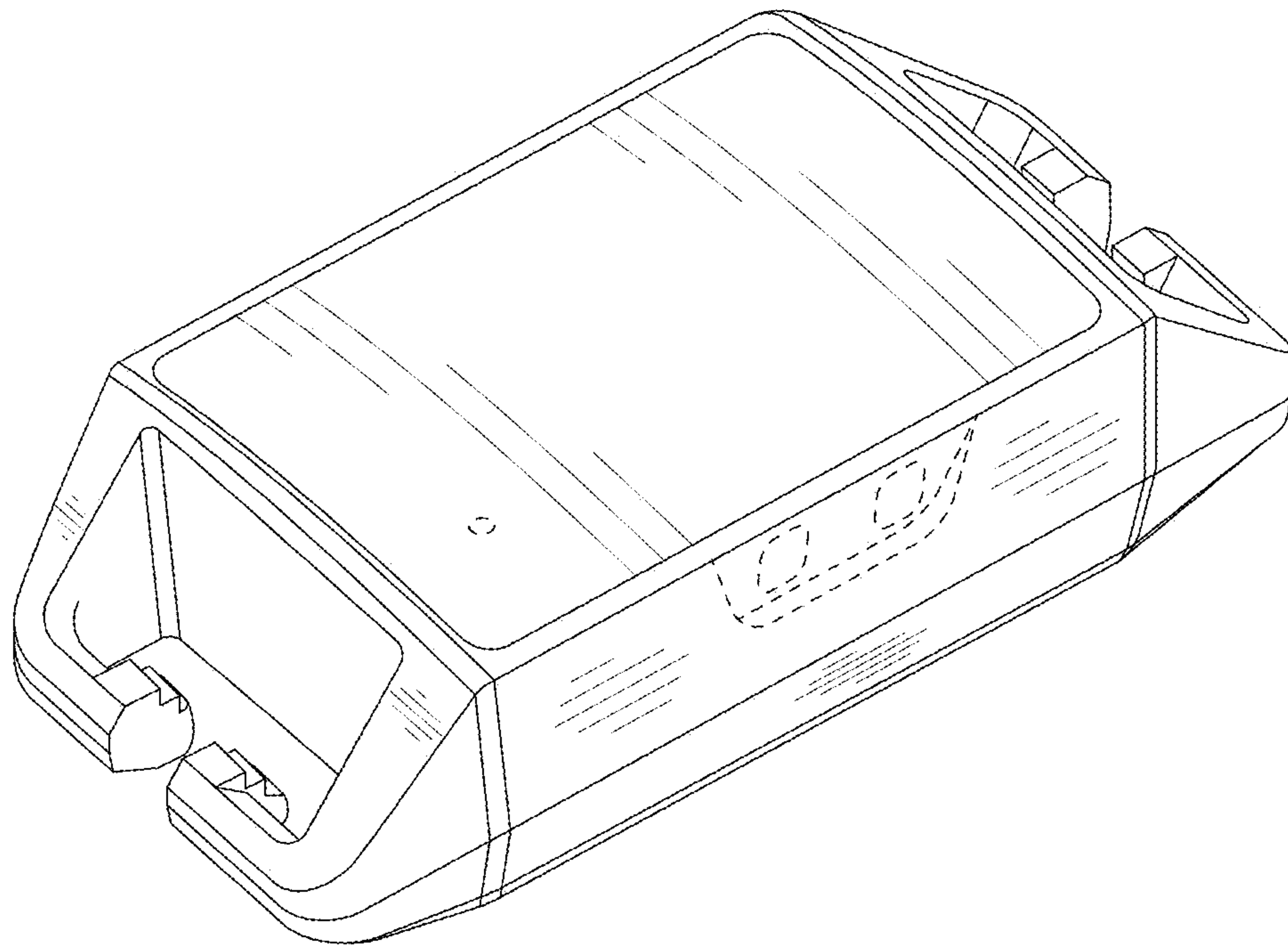


FIG. 8

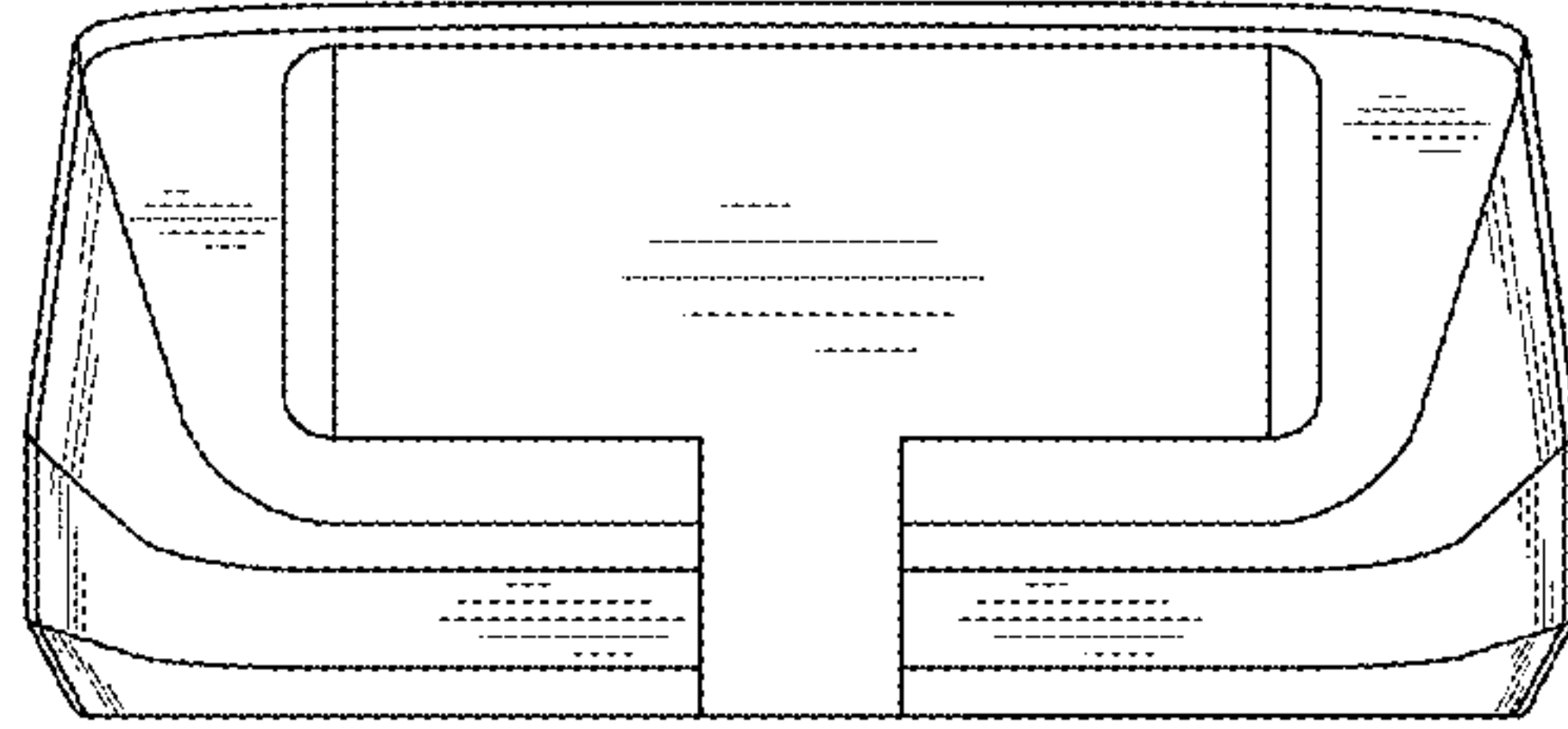


FIG. 9

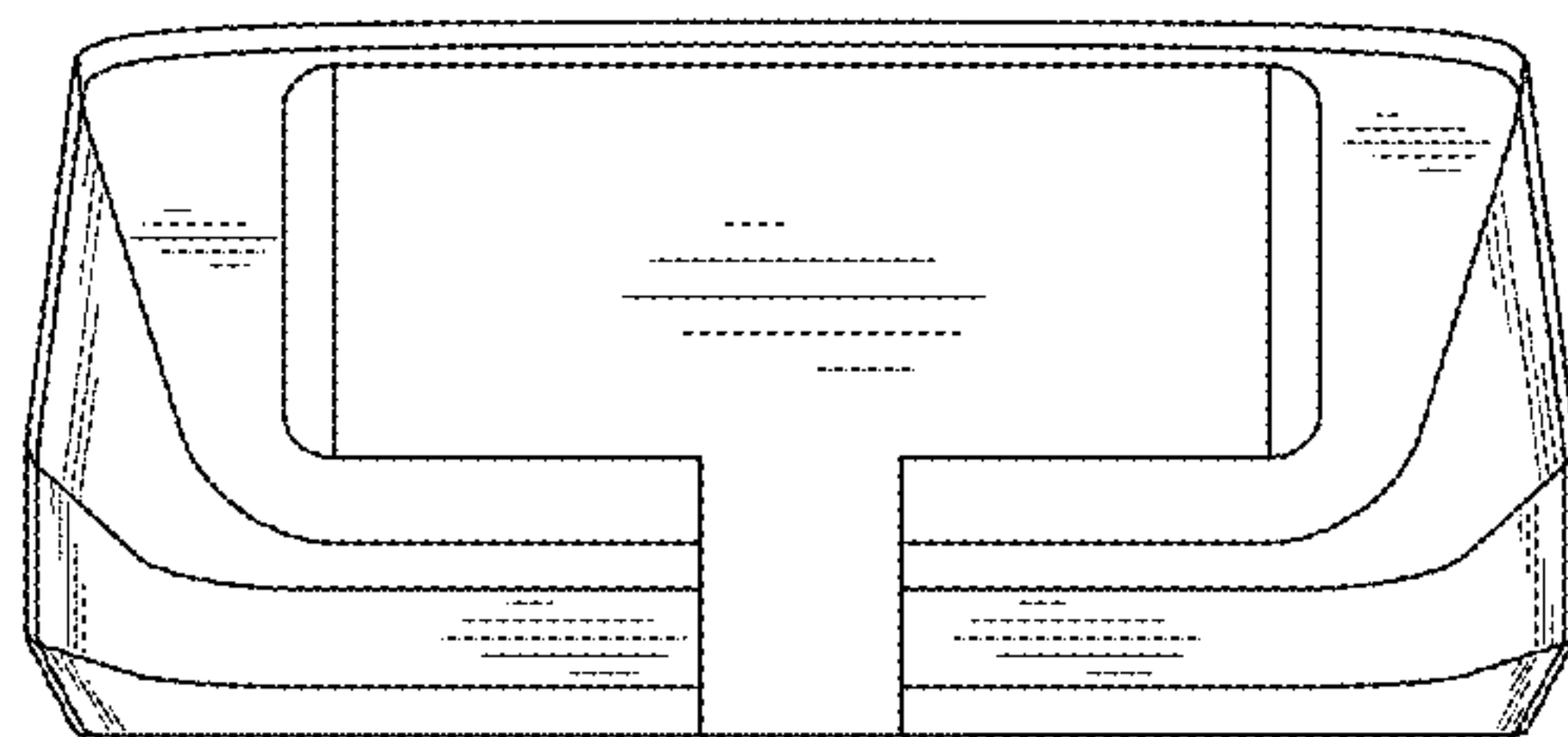


FIG. 10



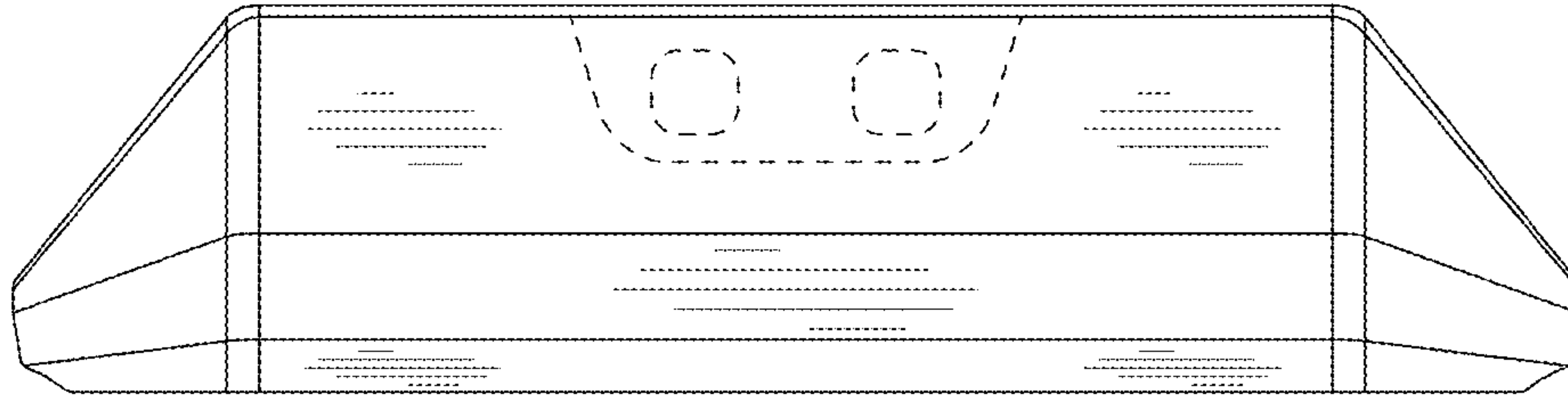


FIG. 11

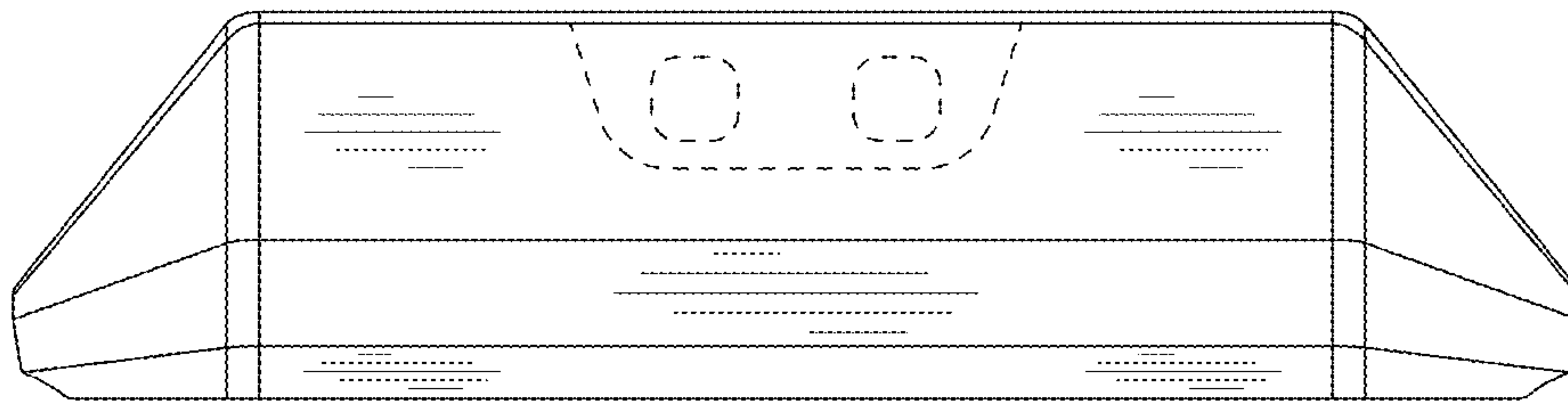


FIG. 12

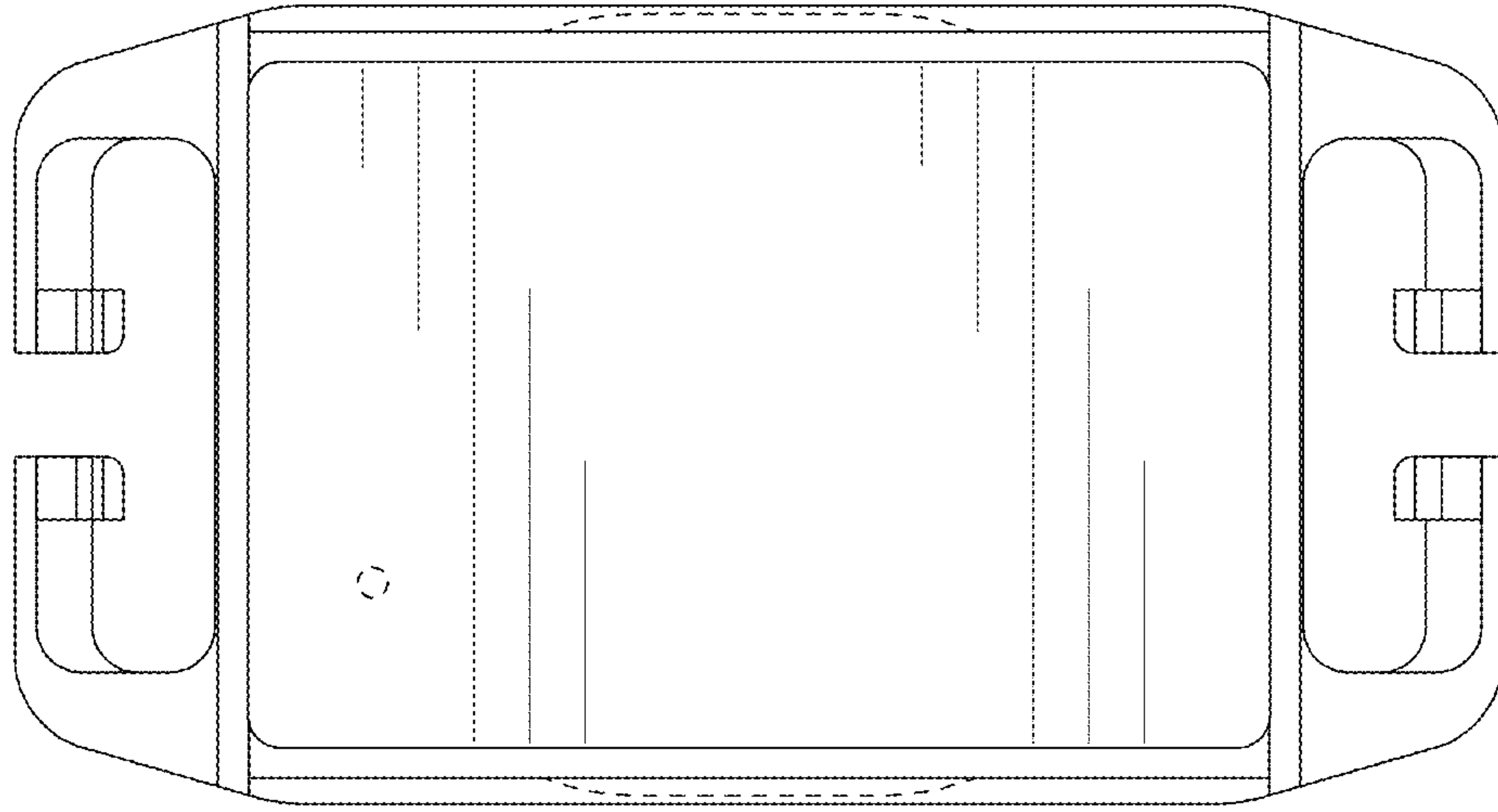


FIG. 13




FIG. 14

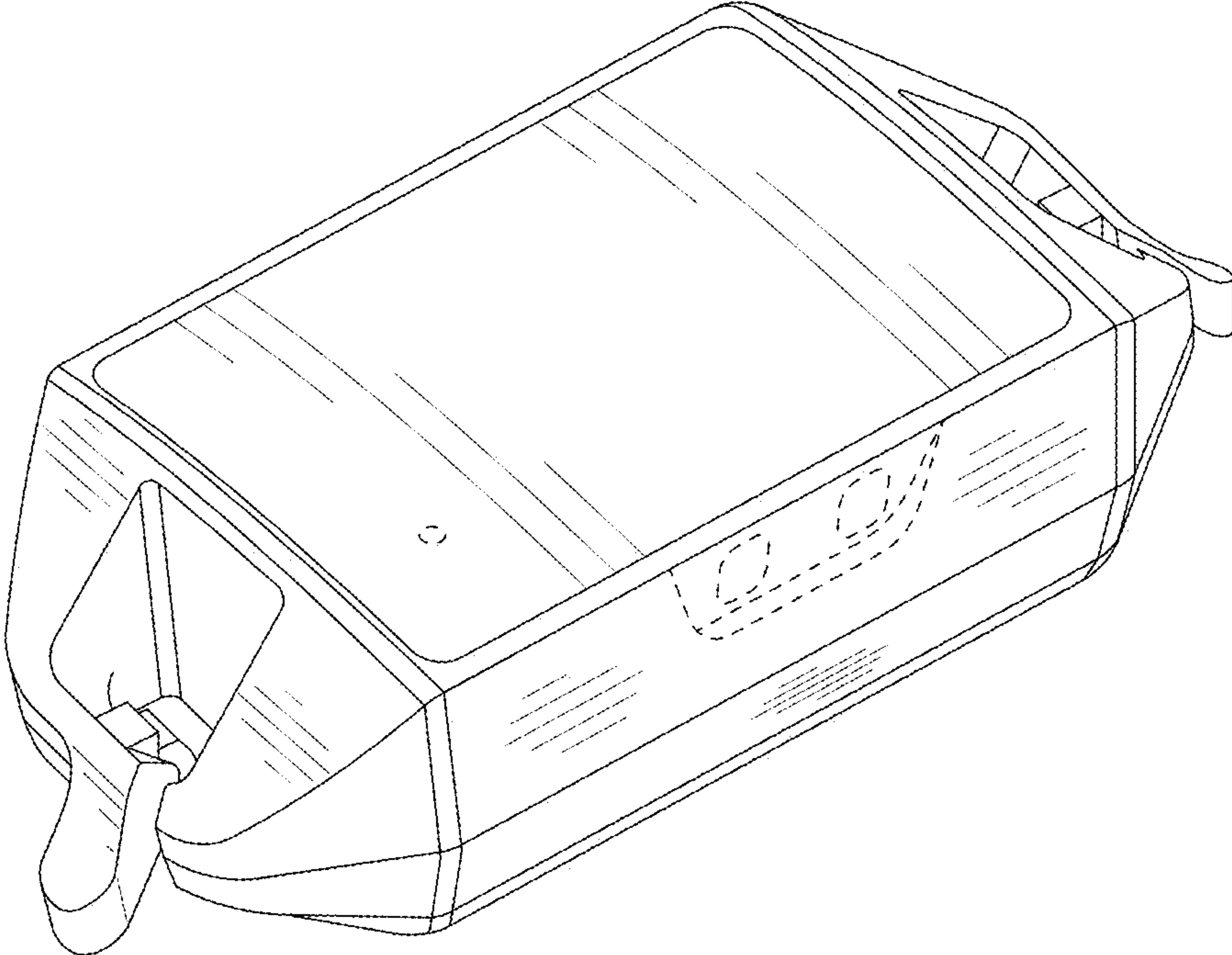


FIG. 15

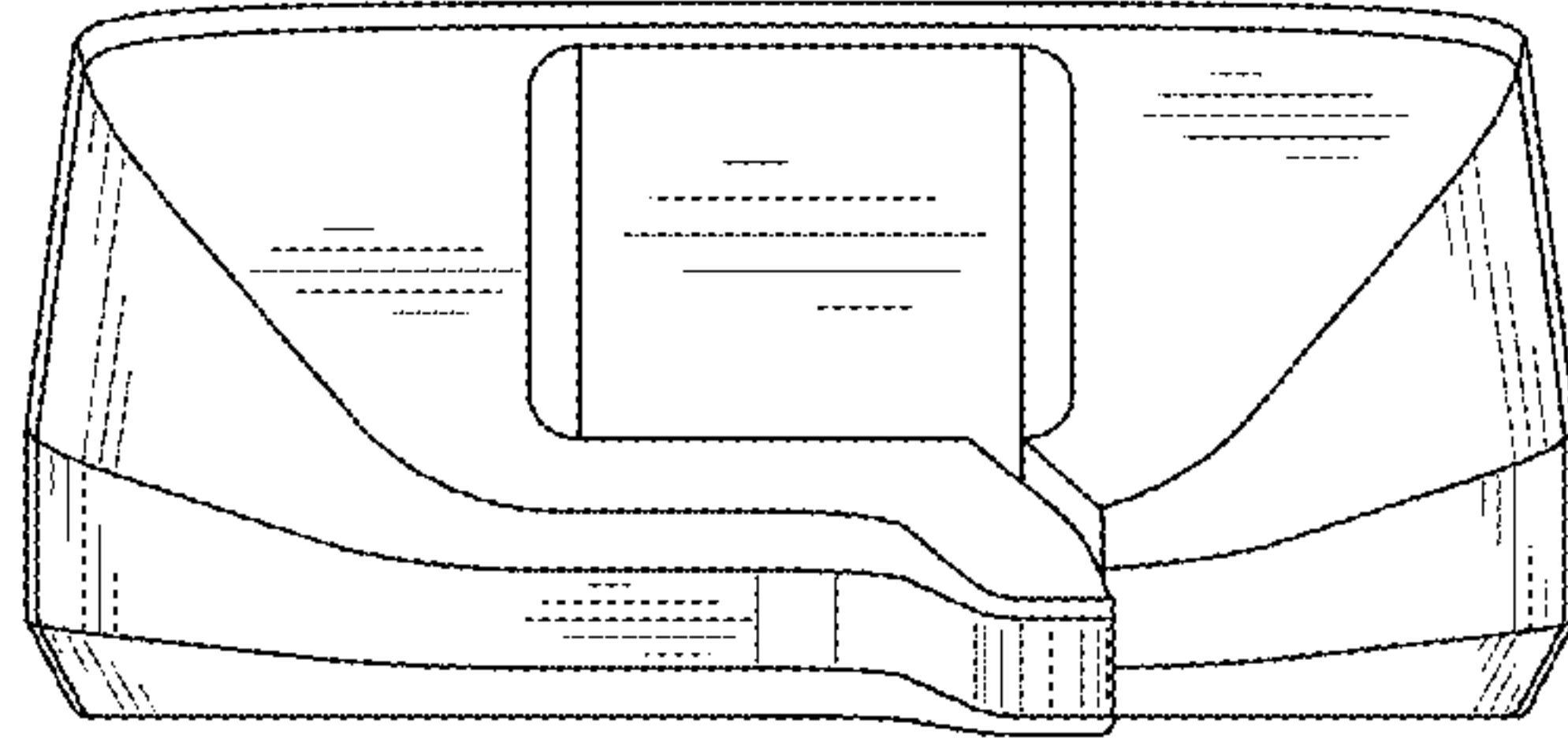


FIG. 16

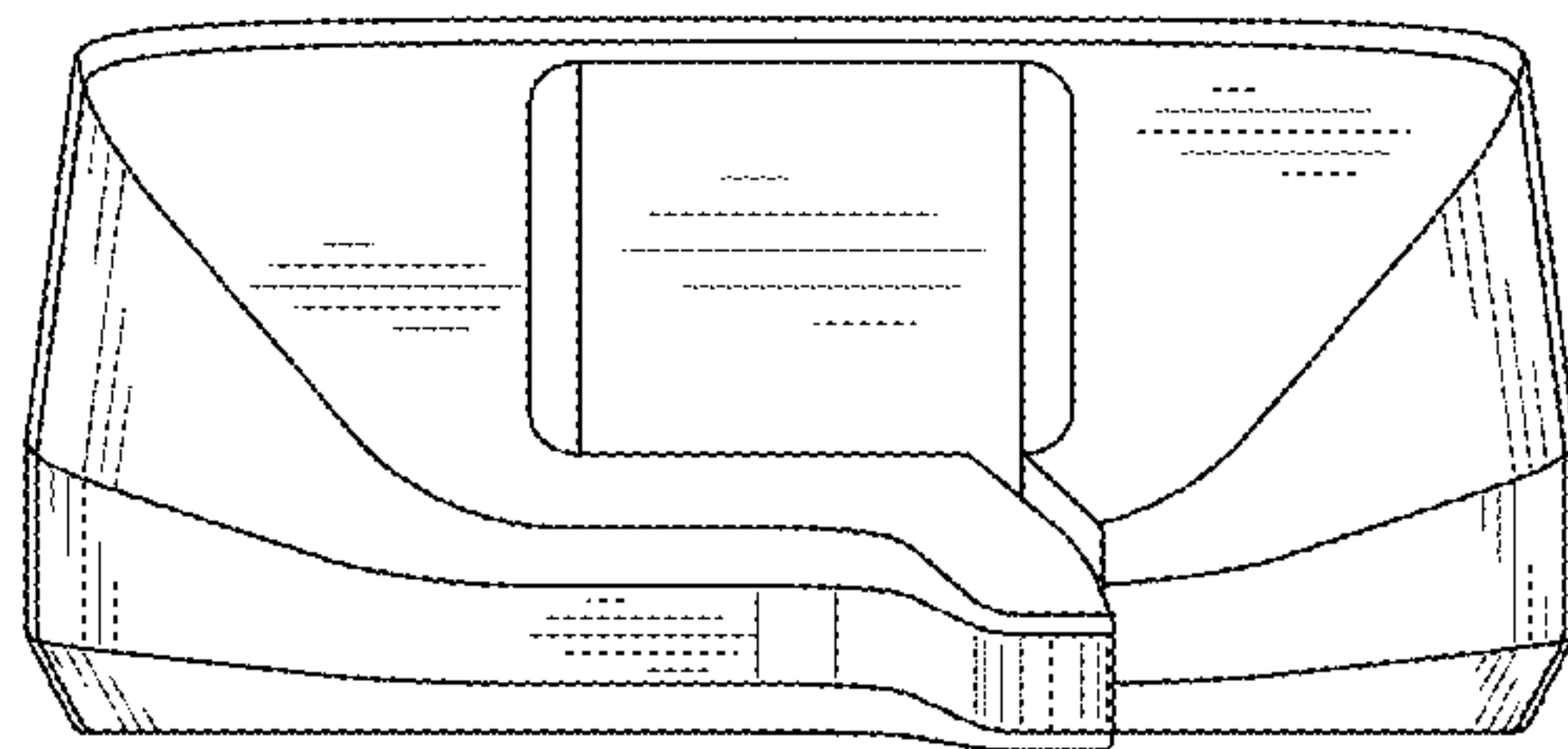


FIG. 17

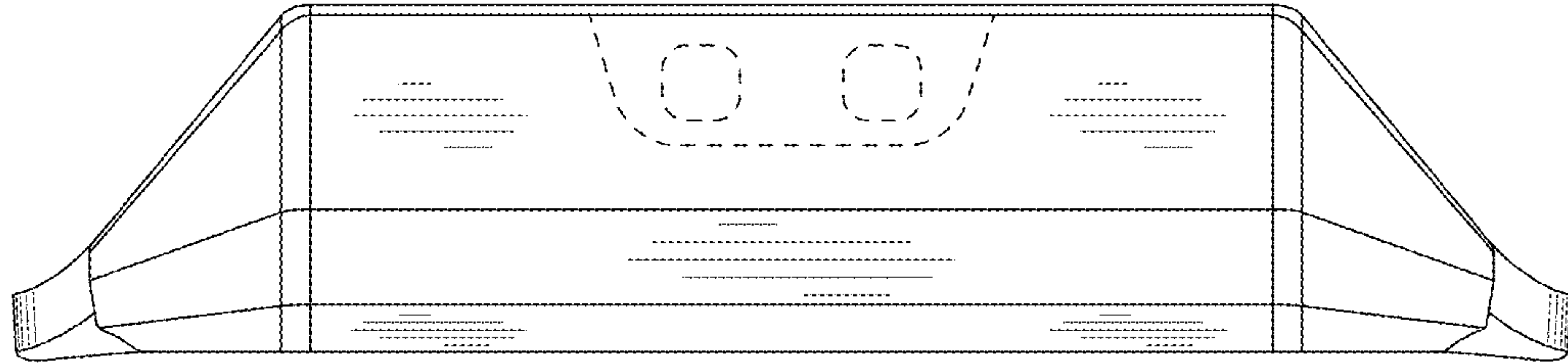


FIG. 18

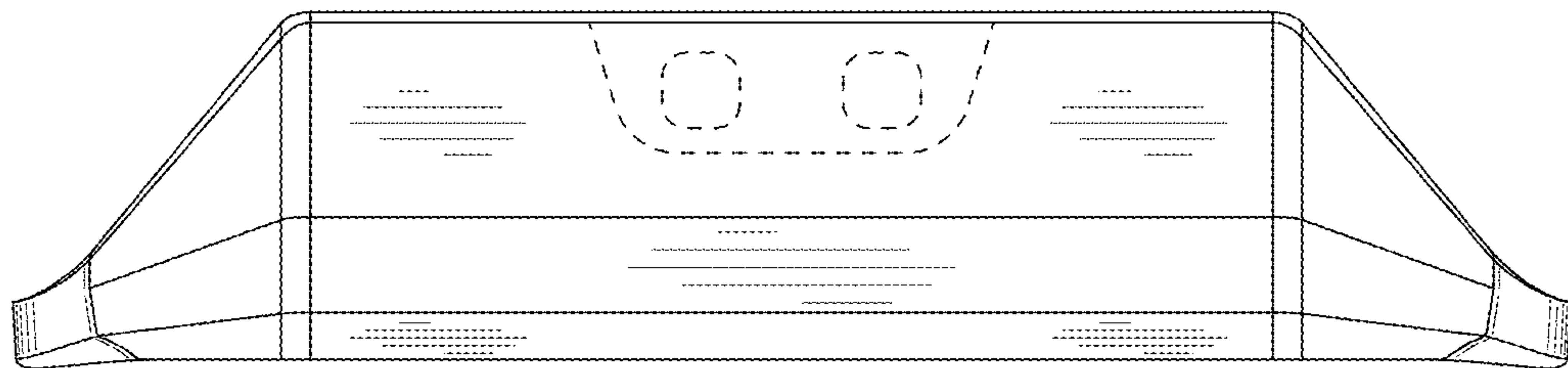


FIG. 19



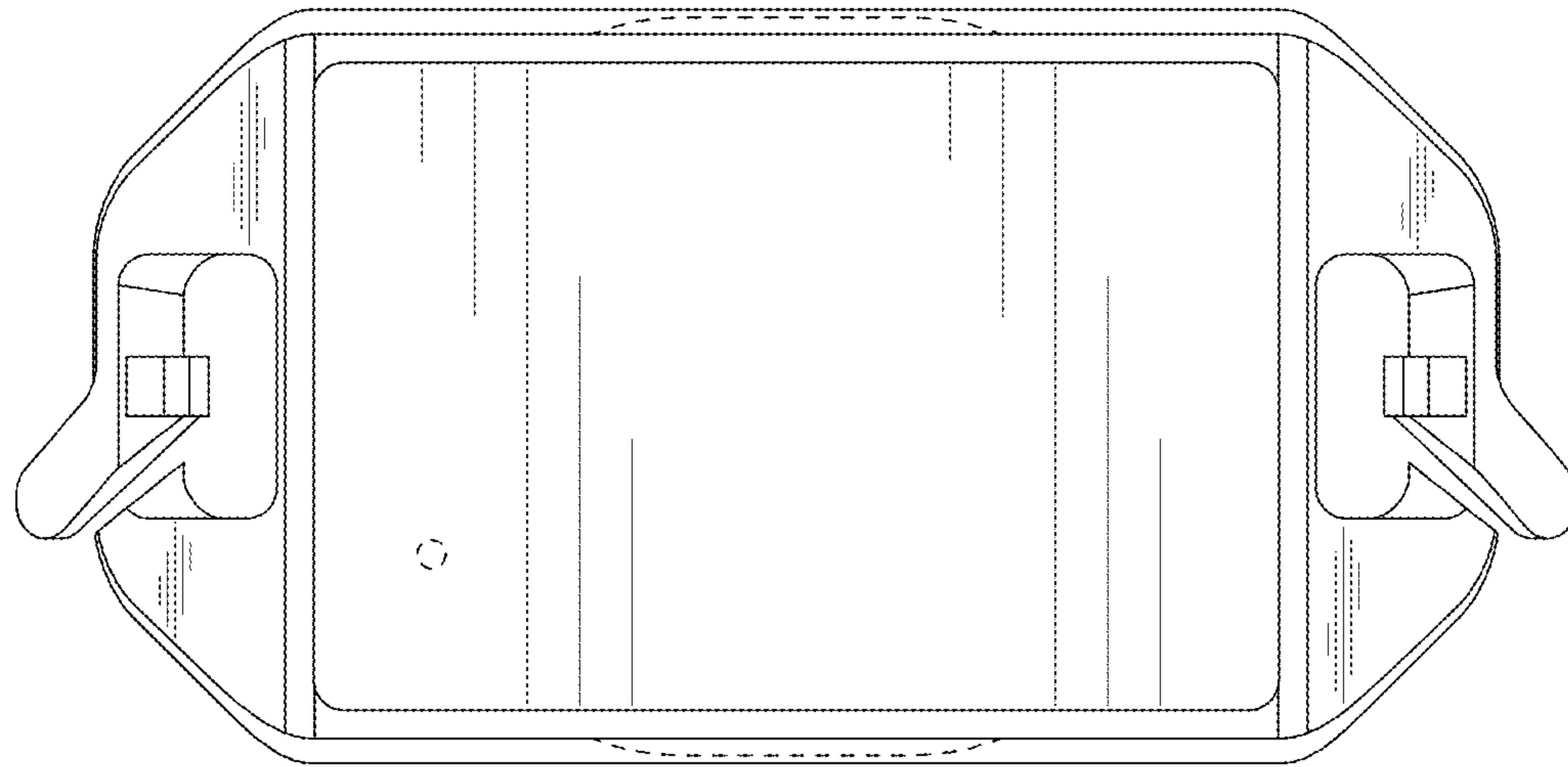


FIG. 20




FIG. 21