



US00D999001S

(12) **United States Design Patent** (10) **Patent No.:** **US D999,001 S**  
**McMullen** (45) **Date of Patent:** **\*\* Sep. 19, 2023**

(54) **DISPLAY SYSTEM**

D443,793 S \* 6/2001 Ethridge ..... D7/332  
D458,639 S \* 6/2002 Anderson ..... D19/97  
D469,628 S \* 2/2003 Strohfus ..... D6/674

(71) Applicant: **Thomas James McMullen**, McKinney, TX (US)

(Continued)

(72) Inventor: **Thomas James McMullen**, McKinney, TX (US)

**FOREIGN PATENT DOCUMENTS**

CN 300753160 \* 3/2008

(\*\*) Term: **15 Years**

**OTHER PUBLICATIONS**

(21) Appl. No.: **29/807,766**

Mount my Balls, "Golf Ball Display", Review dated May 11, 2022  
[https://www.amazon.com/Golfers-Display-Balls-Holding-Capacity/dp/B09XTTR6M6/ref=cm\\_cr\\_ar\\_p\\_d\\_pl\\_foot\\_top?ie=UTF8](https://www.amazon.com/Golfers-Display-Balls-Holding-Capacity/dp/B09XTTR6M6/ref=cm_cr_ar_p_d_pl_foot_top?ie=UTF8) (Year: 2022).\*

(22) Filed: **Sep. 14, 2021**

(51) **LOC (14) Cl.** ..... **06-04**

(52) **U.S. Cl.**  
USPC ..... **D6/674**

(Continued)

(58) **Field of Classification Search**  
USPC ..... D21/707-709, 498, 519; D3/271.9;  
D9/668, 428; D6/552, 674, 682, 682.1,  
D6/682.2

*Primary Examiner* — Bao-Yen T Nguyen  
*Assistant Examiner* — Jessica Ruth Grable  
(74) *Attorney, Agent, or Firm* — Lightfoot & Alford PLLC

CPC . A47F 7/00; A47F 5/04; A47F 7/0028; A47G  
33/004; A63B 2102/32  
See application file for complete search history.

(57) **CLAIM**

The Ornamental design for a display system, as shown and described.

(56) **References Cited**

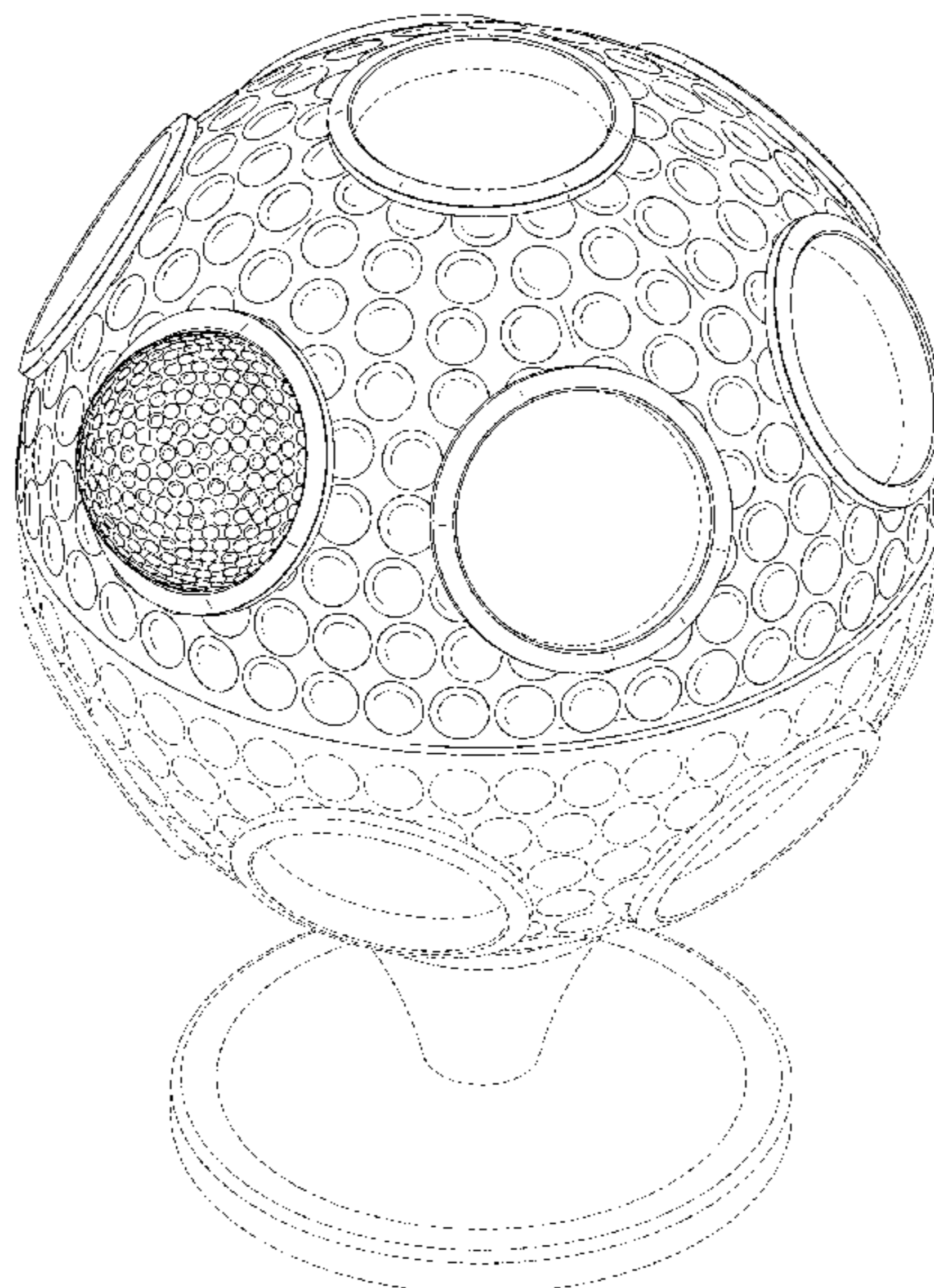
**U.S. PATENT DOCUMENTS**

1,595,449 A \* 8/1926 Carrm ..... A47F 5/025  
248/176.1  
1,645,399 A \* 10/1927 Pontikis ..... A47F 5/04  
211/14  
D251,764 S \* 5/1979 Stahel ..... D11/147  
D275,281 S \* 8/1984 Adams, Jr. .... D14/143  
D275,638 S \* 9/1984 Grier ..... D11/147  
D275,780 S \* 10/1984 Pearson ..... D7/901  
D284,658 S \* 7/1986 Hazlett ..... D14/143  
D289,870 S \* 5/1987 Berchtold ..... D14/133  
4,892,197 A \* 1/1990 Slattery ..... A47G 19/28  
211/163  
D355,995 S \* 3/1995 Stoddard ..... D7/901  
D357,943 S \* 5/1995 Szekely ..... D20/10  
D358,324 S \* 5/1995 Mitchell ..... D21/709  
D433,066 S \* 10/2000 Porter ..... D19/78

**DESCRIPTION**

FIG. 1 is a front oblique view of a display system.  
FIG. 2 is a front elevation view of the display system.  
FIG. 3 is a rear elevation view of the display system.  
FIG. 4 is a right elevation view of the display system.  
FIG. 5 is a left elevation view of the display system.  
FIG. 6 is a top view of the display system.  
FIG. 7 is a bottom view of the display system.  
FIG. 8 is a partial bottom view of the display system; and,  
FIG. 9 is a partial oblique bottom view of the display system.  
Broken lines in FIGS. 1-9 are shown to illustrate environment, namely, apertures, a lower hemisphere, a golf ball, and a base, that form no part of the claimed design.

**1 Claim, 9 Drawing Sheets**



(56)

**References Cited**

U.S. PATENT DOCUMENTS

6,739,462 B1 \* 5/2004 Kelly ..... A47F 7/00  
211/163  
D576,423 S \* 9/2008 Weldon ..... D6/665  
D640,248 S \* 6/2011 Baumann ..... D14/253  
D883,806 S \* 5/2020 Verdugo ..... D9/757  
D893,345 S \* 8/2020 Mueller ..... D11/146  
D918,769 S \* 5/2021 Yun ..... D11/143  
D936,661 S \* 11/2021 Lee ..... D14/447  
D943,680 S \* 2/2022 Lin ..... D21/498  
2022/0338646 A1 \* 10/2022 McMullen ..... A47F 7/00

OTHER PUBLICATIONS

Mountmyballs.com, "golf ball display" Wayback machine date Nov.  
3, 2021 [http://web.archive.org/web/20211103210225/http://www.  
mountmyballs.com/](http://web.archive.org/web/20211103210225/http://www.mountmyballs.com/) (Year: 2021).\*

\* cited by examiner



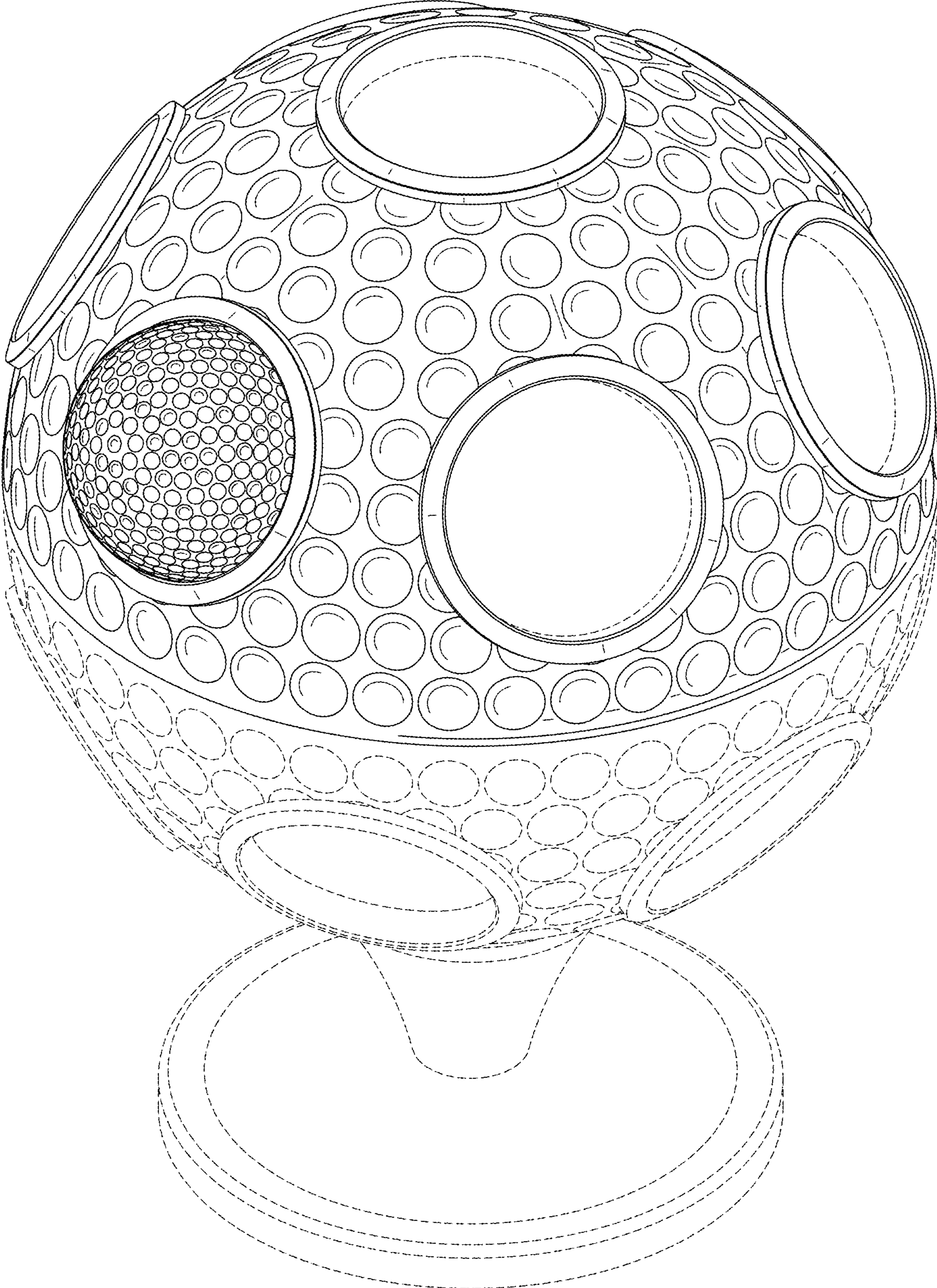


FIG. 1

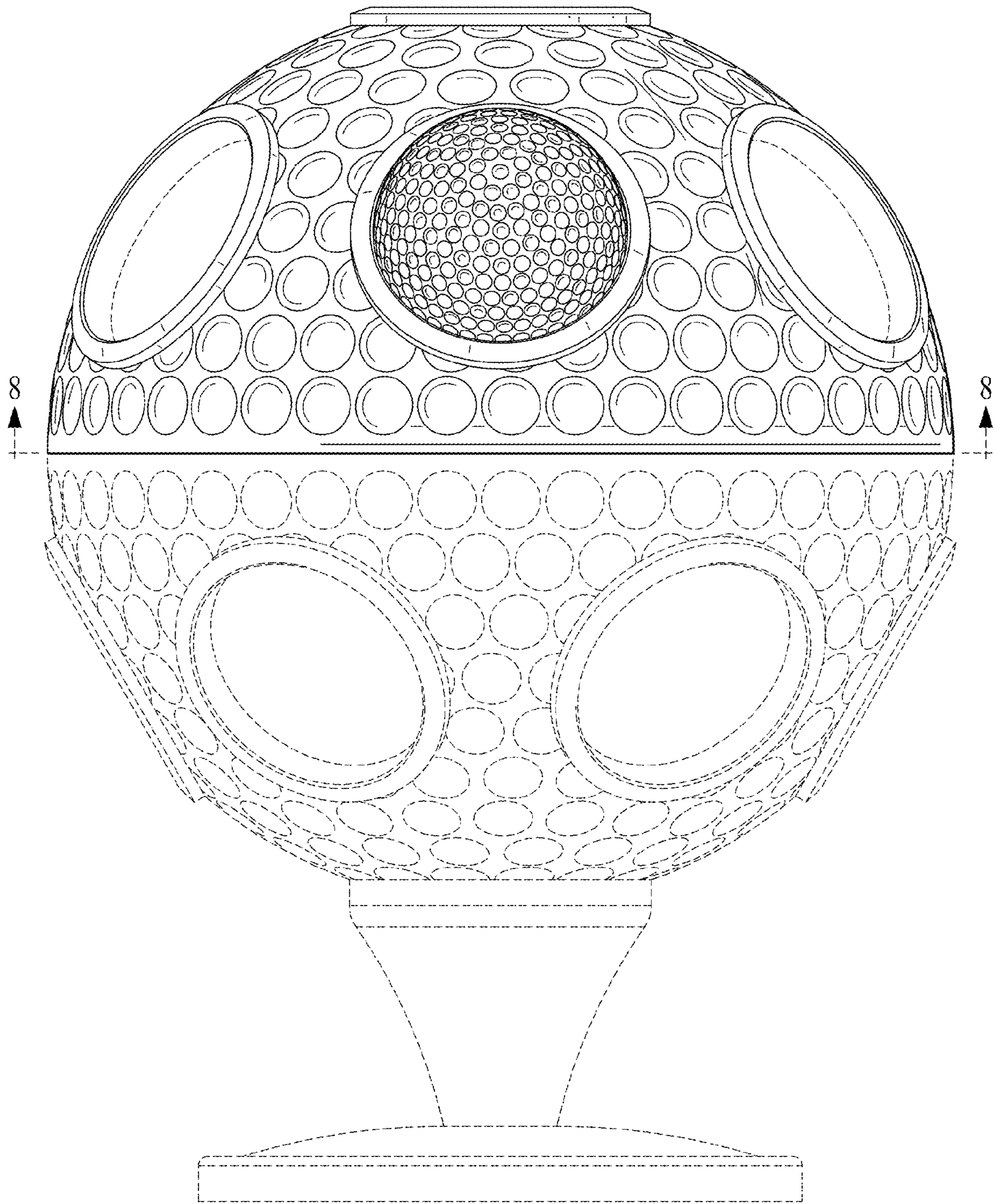


FIG. 2



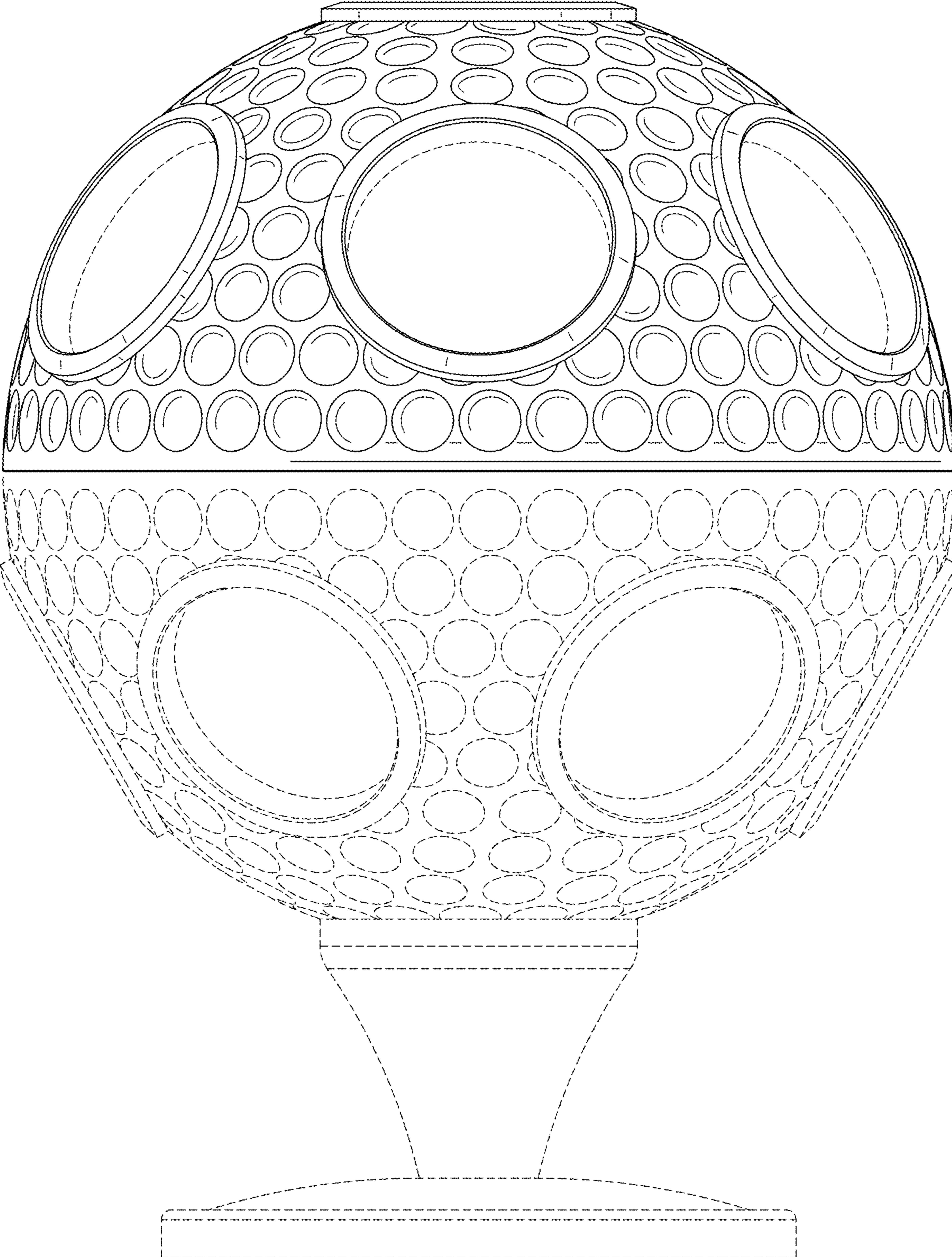


FIG. 3

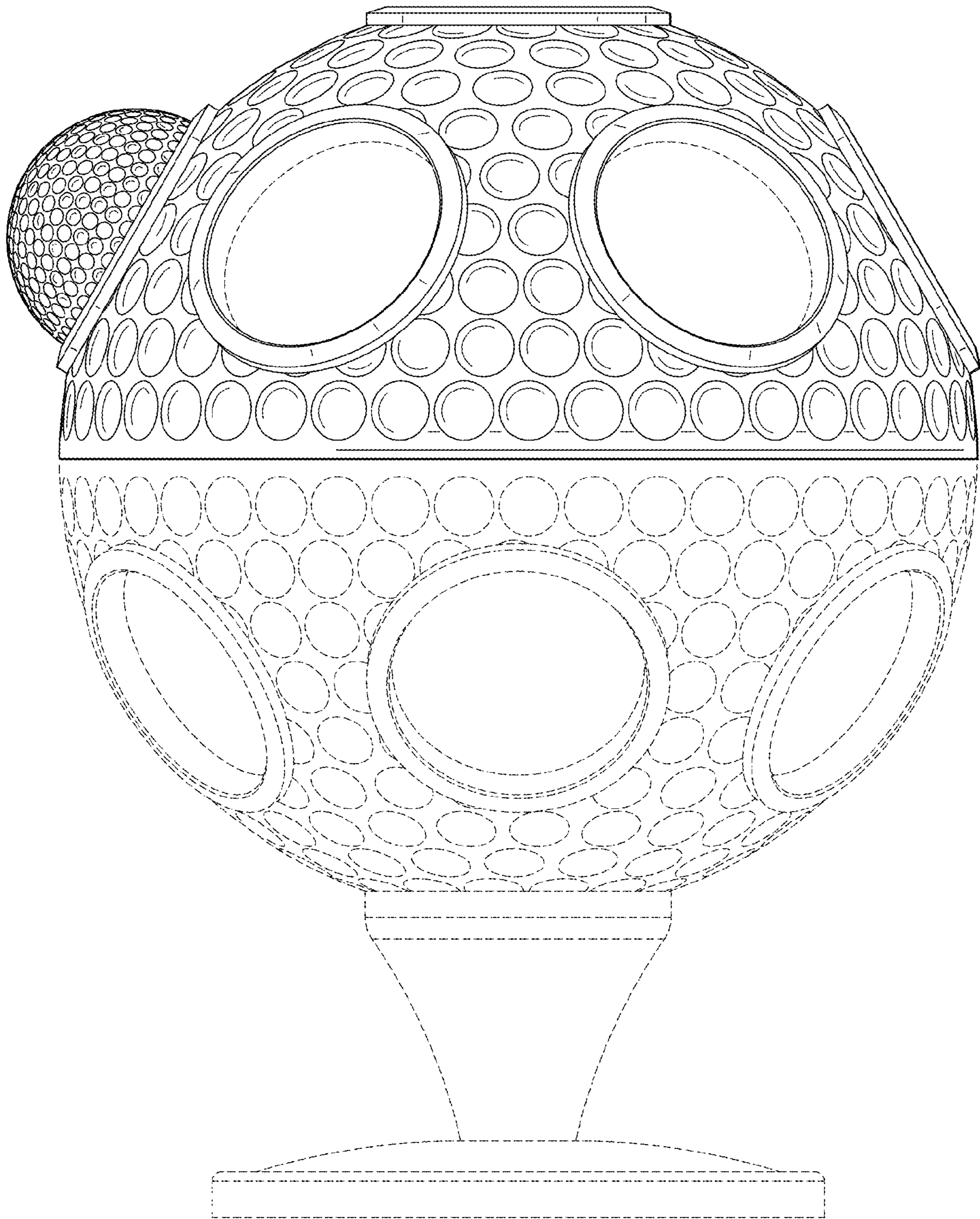


FIG. 4



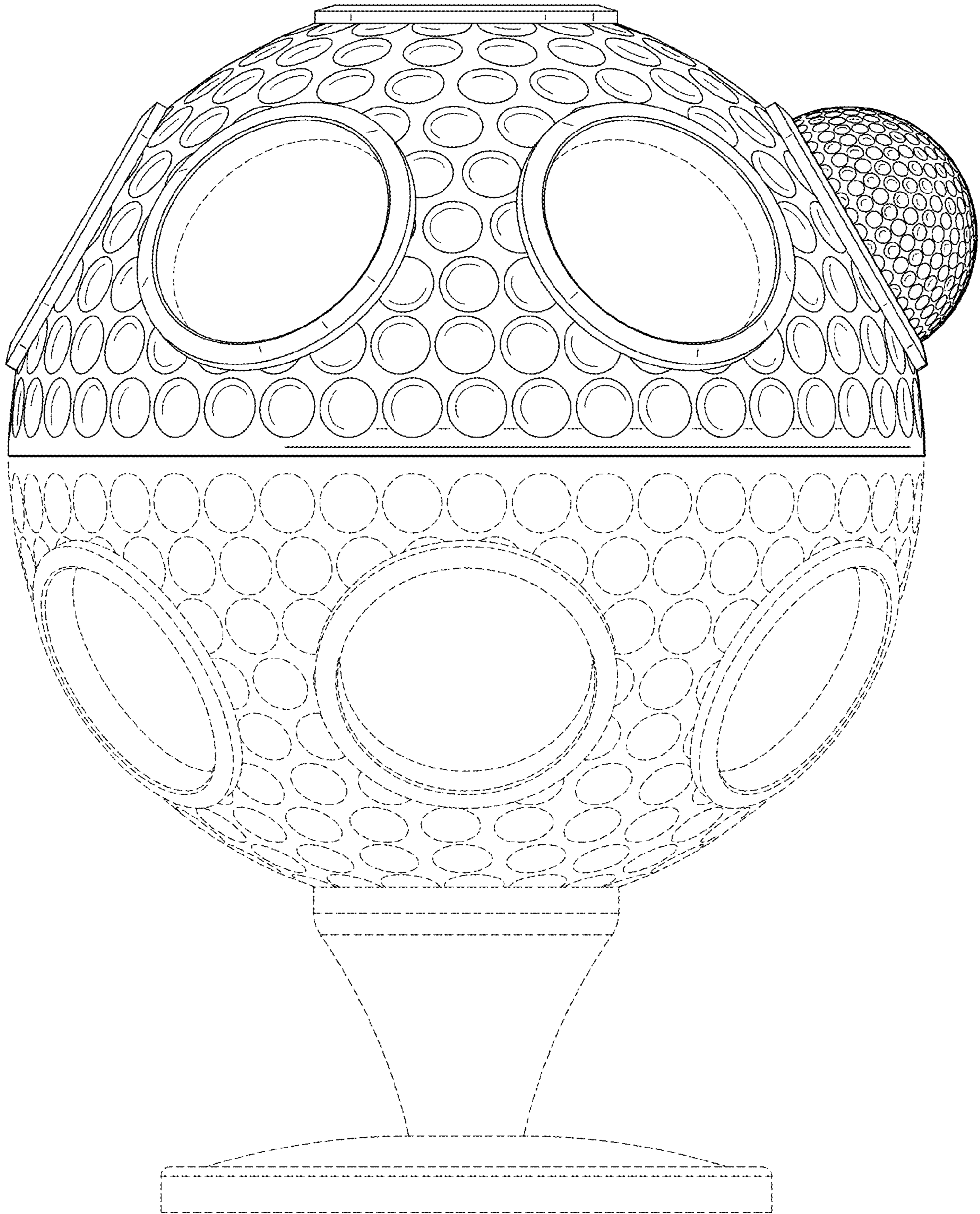


FIG. 5

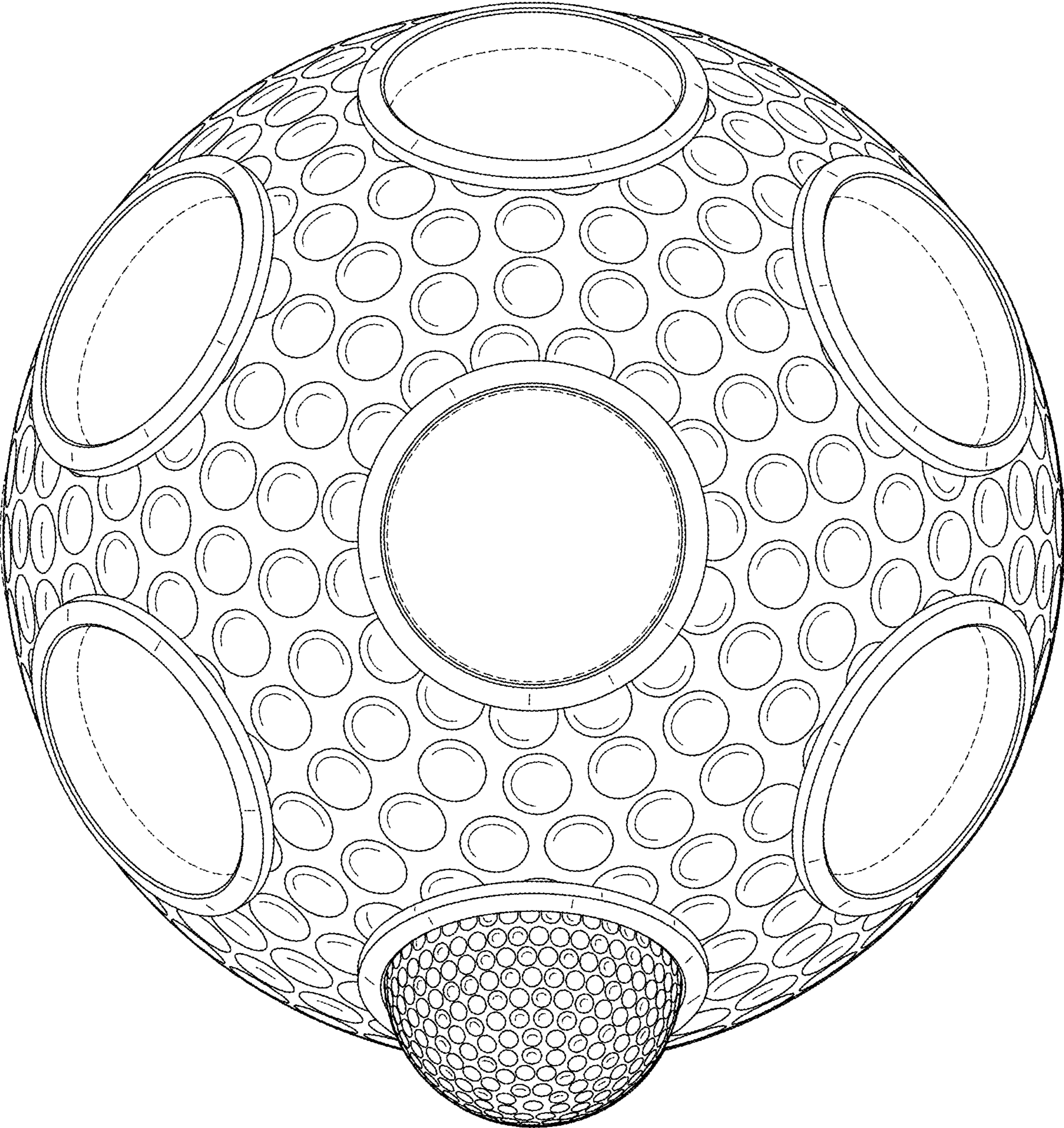


FIG. 6






FIG. 7

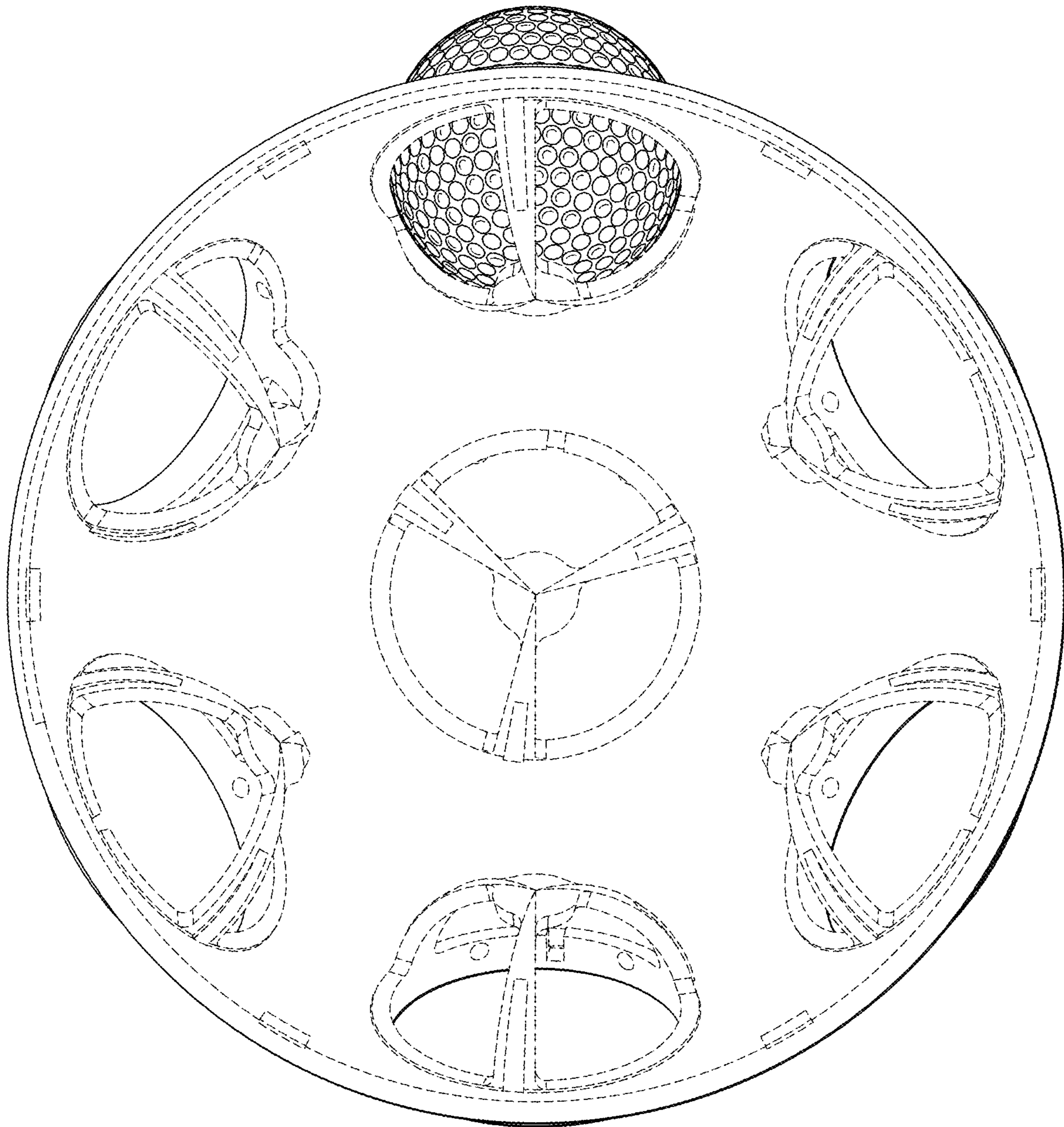


FIG. 8



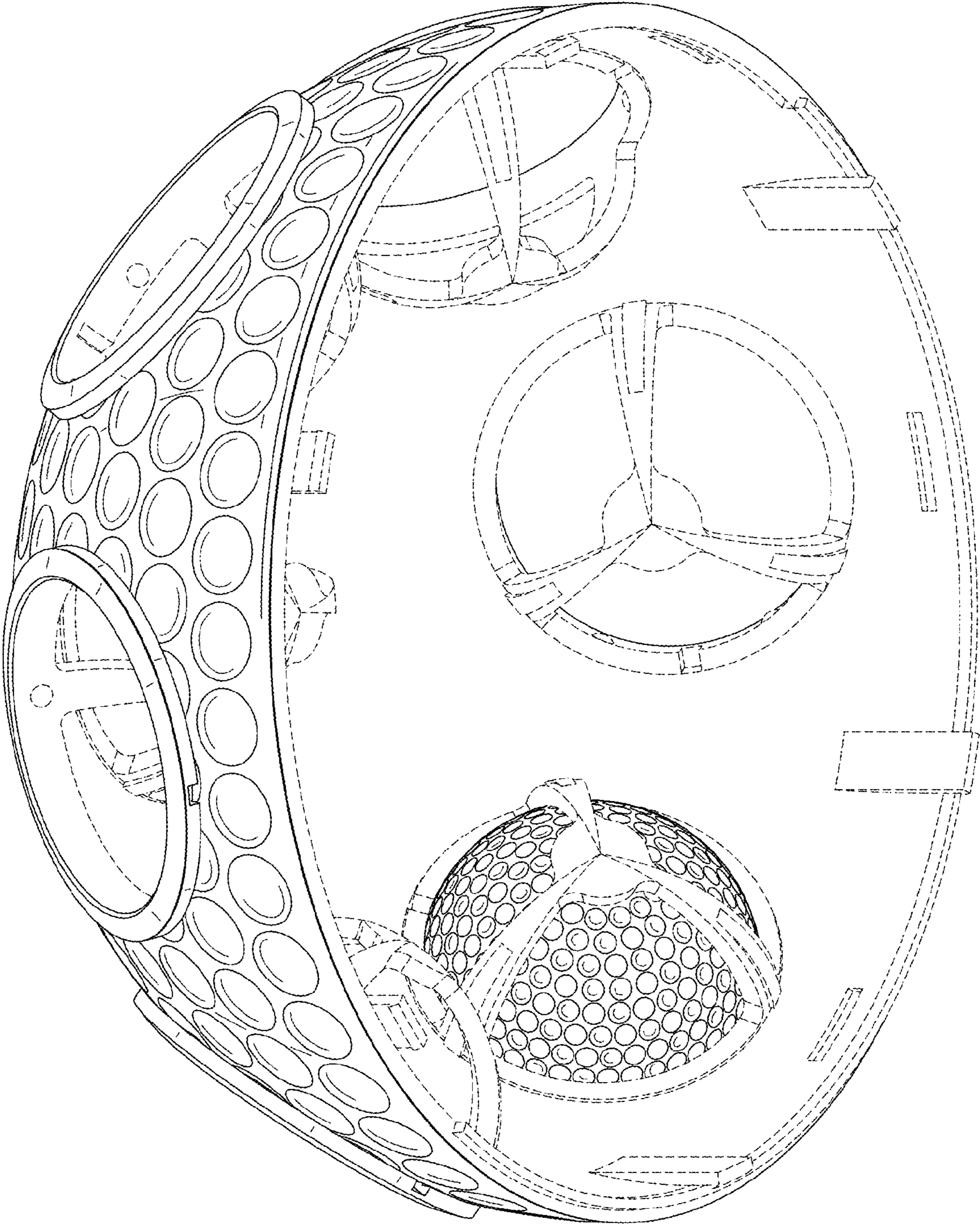


FIG. 9