

US00D998893S

(12) **United States Design Patent**  
**Ferri, Sr.**

(10) **Patent No.:** **US D998,893 S**  
(45) **Date of Patent:** **\*\* Sep. 12, 2023**

(54) **ANGLED RAZOR WITH SIDE PORTS**

(71) Applicant: **Timothy J Ferri, Sr.**, Keller, TX (US)

(72) Inventor: **Timothy J Ferri, Sr.**, Keller, TX (US)

(\*\*) Term: **15 Years**

(21) Appl. No.: **29/770,999**

(22) Filed: **Feb. 18, 2021**

(51) **LOC (14) Cl.** ..... **28-03**

(52) **U.S. Cl.**  
USPC ..... **D28/47**

(58) **Field of Classification Search**  
USPC ..... D28/46-48  
CPC ..... B26B 21/22-227; B26B 21/30; B26B  
21/40-4006; B26B 21/4012-4031; B26B  
21/56

See application file for complete search history.

(56) **References Cited**

**U.S. PATENT DOCUMENTS**

- 4,128,937 A \* 12/1978 Adorney ..... B26B 21/52  
30/47
- 6,032,372 A \* 3/2000 Dischler ..... B26B 21/20  
30/346.55
- D579,152 S \* 10/2008 Kwak ..... D28/46
- 7,918,027 B2 \* 4/2011 Colthurst ..... B26B 21/28  
30/346.5
- D701,646 S \* 3/2014 Jobdevairakkam ..... D28/47

- D834,251 S \* 11/2018 Spalitta ..... D28/47
- 11,034,037 B1 \* 6/2021 Frances ..... B26B 21/4012
- 2017/0239826 A1 \* 8/2017 Dudkiewicz ..... B26B 21/28

**FOREIGN PATENT DOCUMENTS**

WO WO-2022250566 A1 \* 12/2022

\* cited by examiner

*Primary Examiner* — Jennifer Rivard

(74) *Attorney, Agent, or Firm* — Leavitt Eldredge Law Firm

(57) **CLAIM**

The ornamental design for an angled razor with side ports, as shown and described.

**DESCRIPTION**

FIG. 1 is an isometric view of an angled razor with side ports in accordance with the present application.

FIG. 2 is a back view of the angled razor with side ports.

FIG. 3 is a front view of the angled razor with side ports.

FIG. 4 is a first side view of the angled razor with side ports.

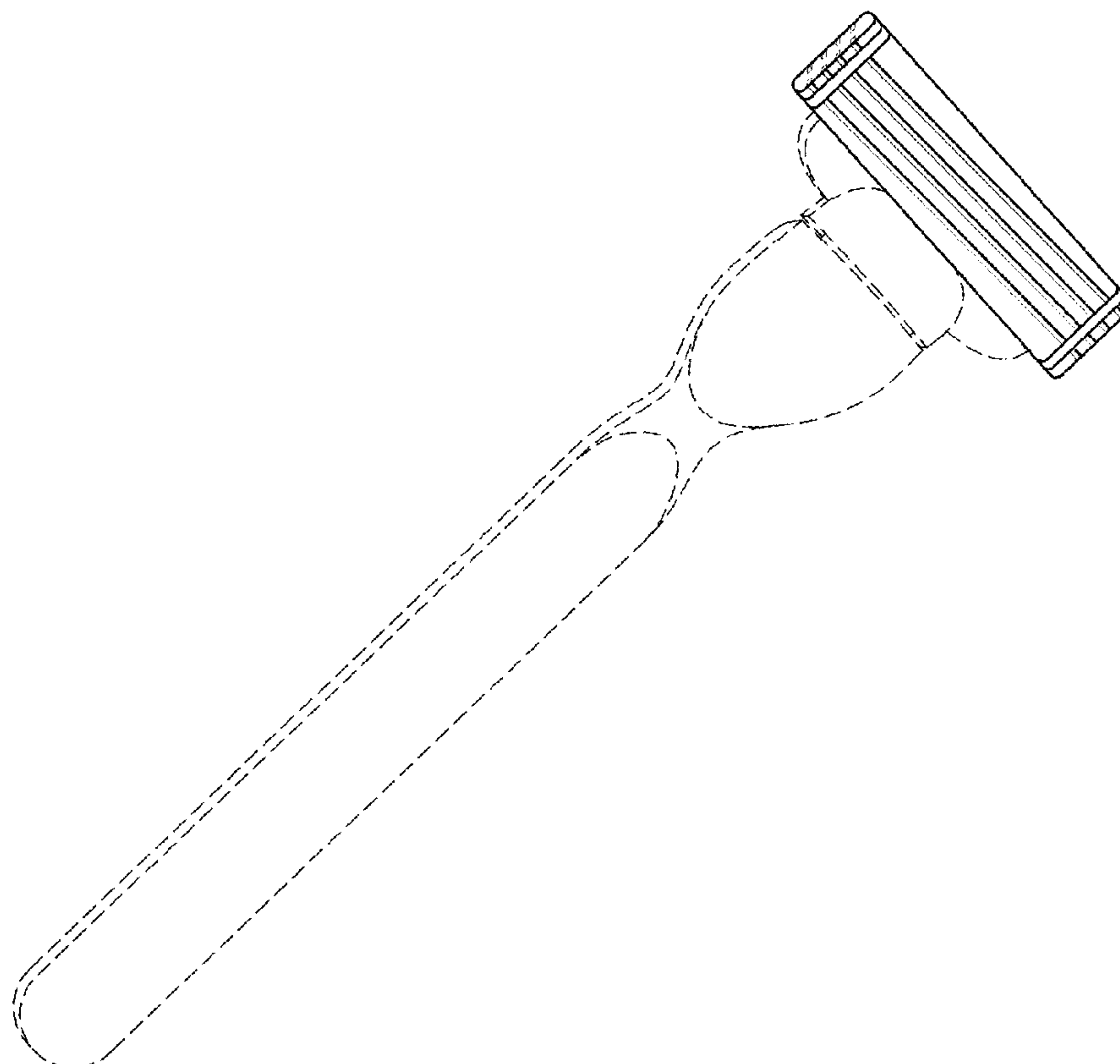
FIG. 5 is a second side view of the angled razor with side ports.

FIG. 6 is a top view of the angled razor with side ports; and,

FIG. 7 is a bottom view of the angled razor with side ports.

The broken lines illustrate portions of the angled razor with side ports and form no part of the claimed design.

**1 Claim, 4 Drawing Sheets**



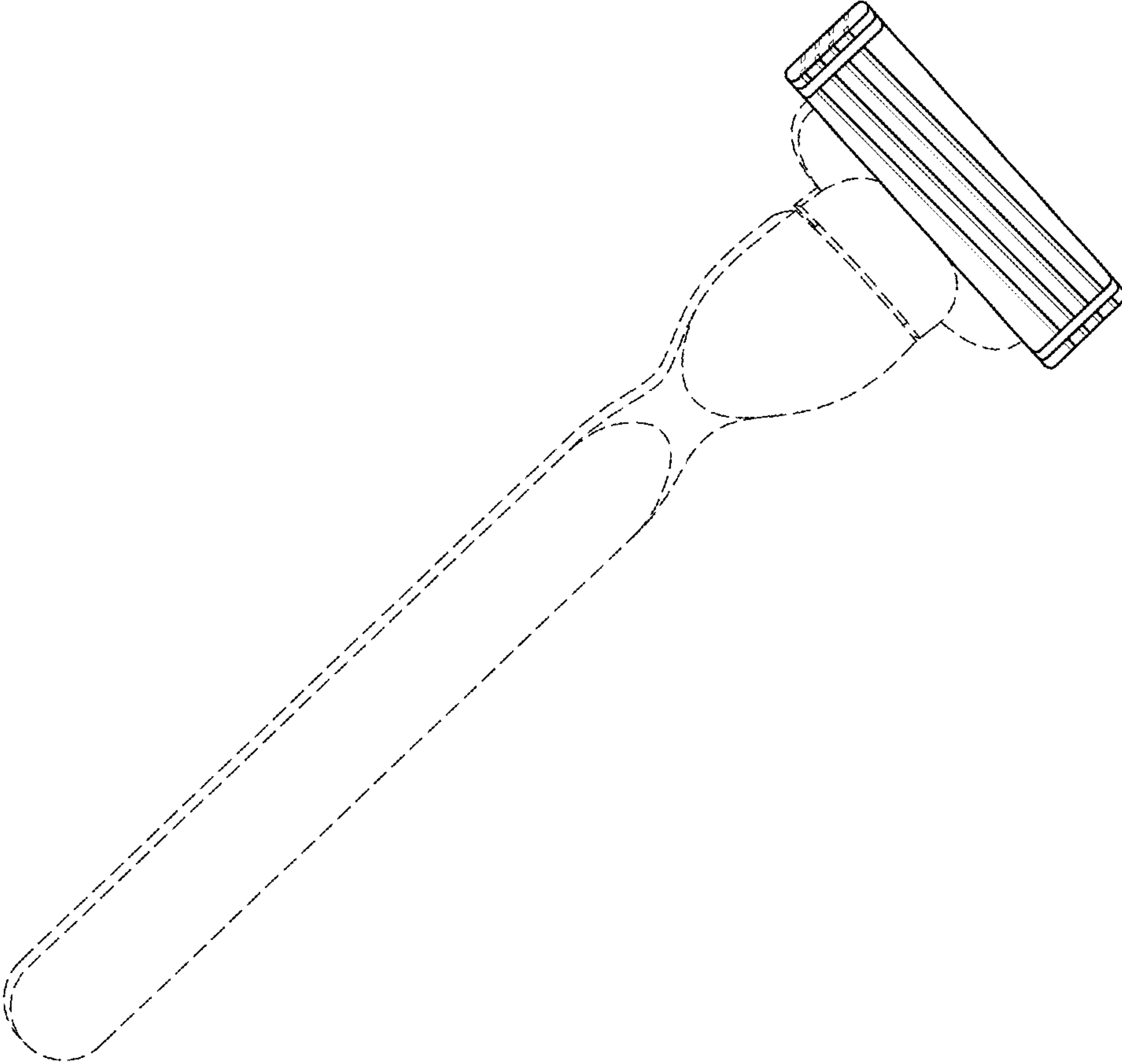


FIG. 1

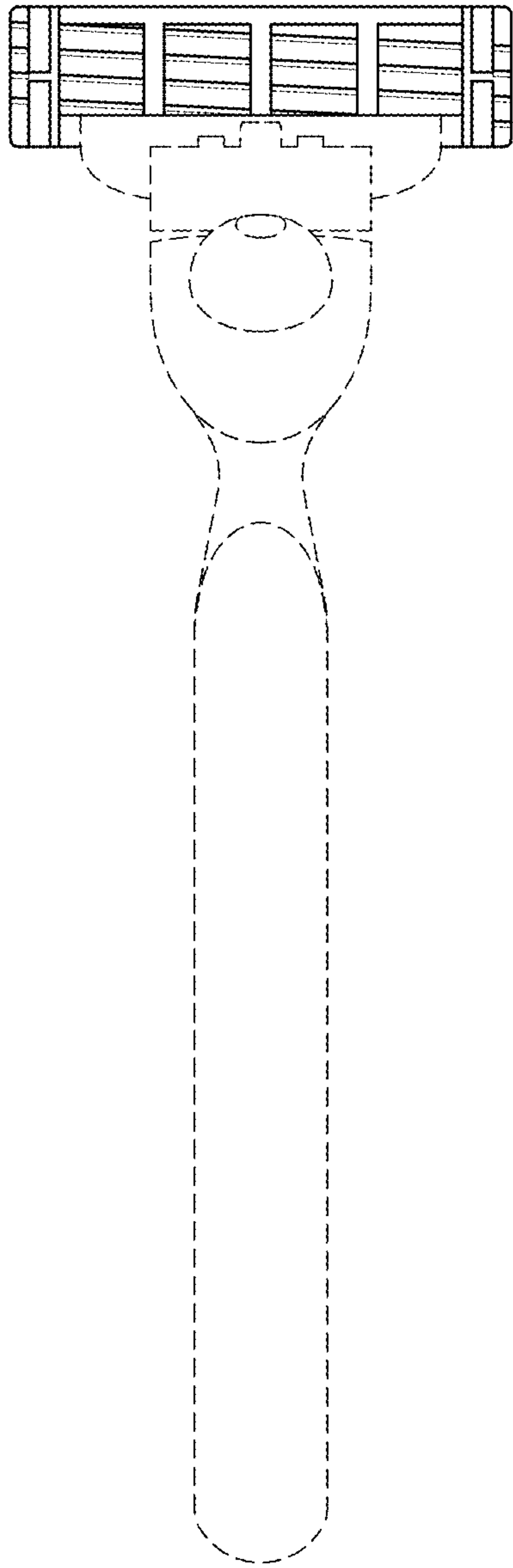


FIG. 2

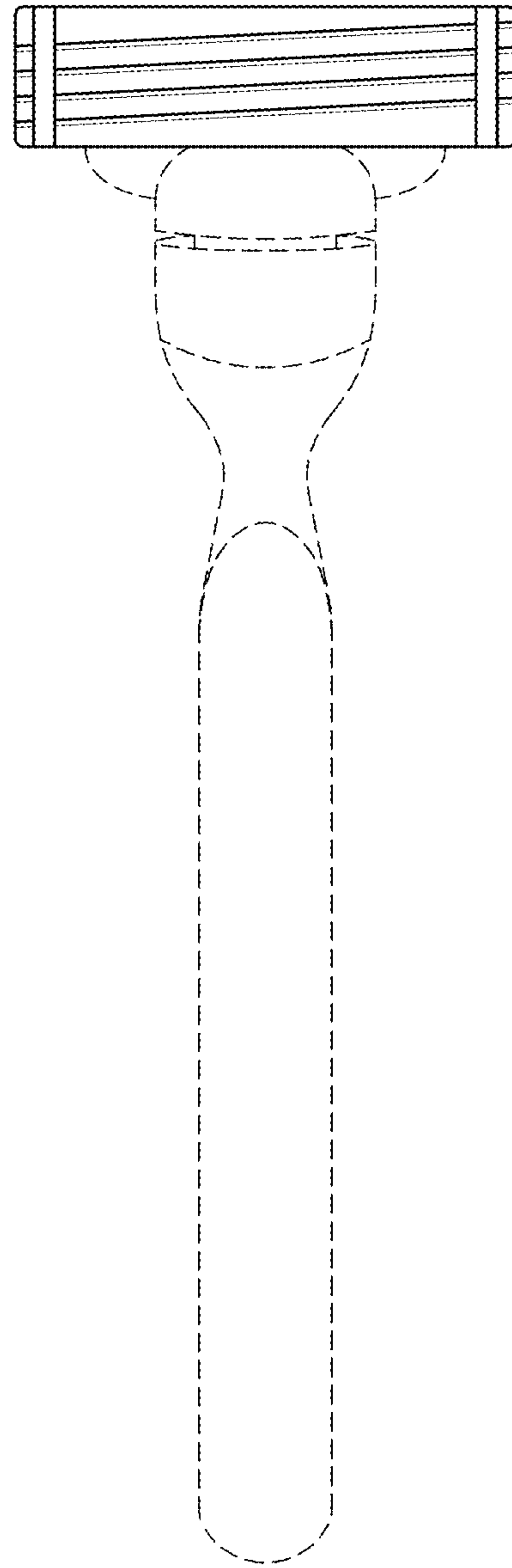


FIG. 3




FIG. 4




FIG. 5

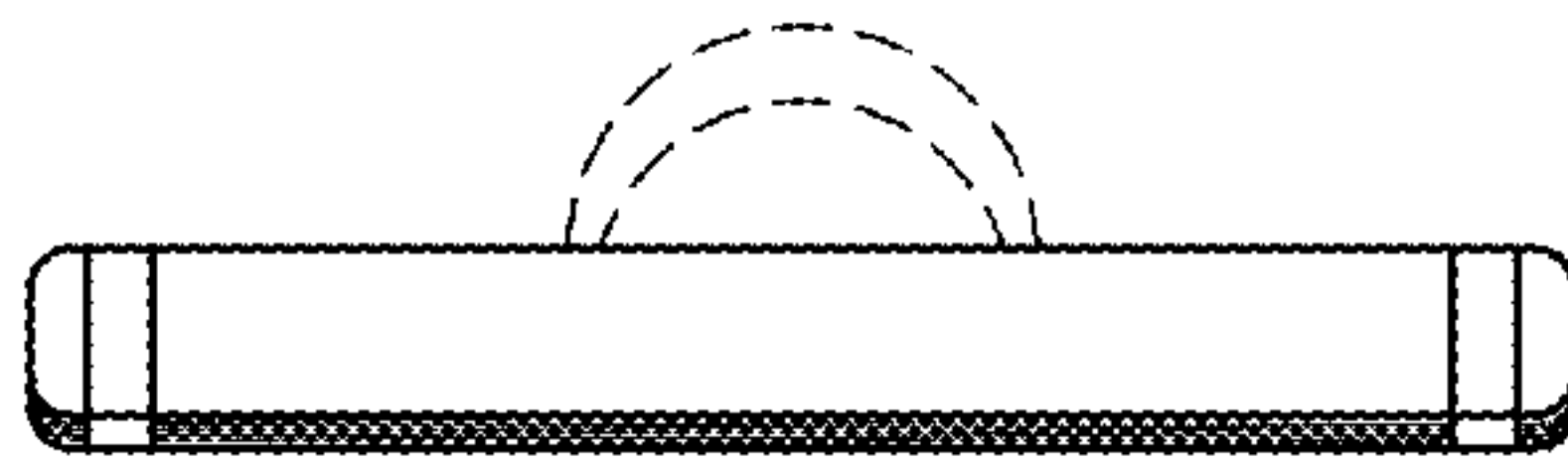


FIG. 6

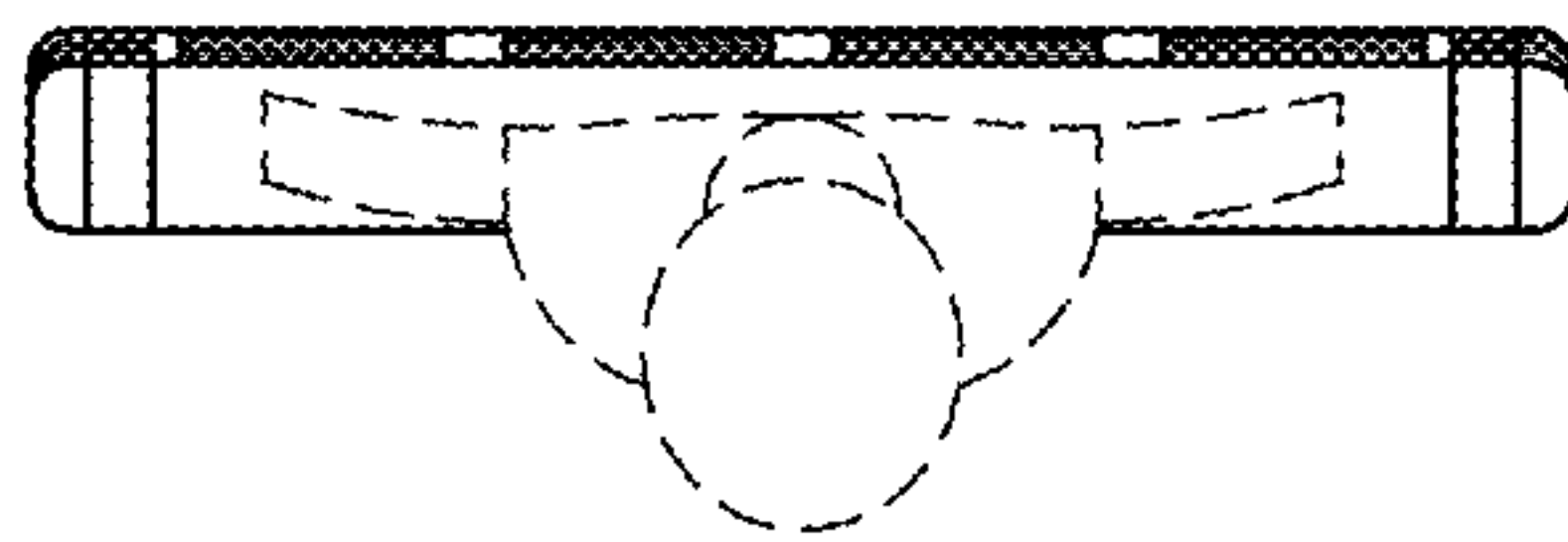


FIG. 7