



US00D998888S

(12) **United States Design Patent**
Huckaby

(10) **Patent No.:** **US D998,888 S**

(45) **Date of Patent:** **** Sep. 12, 2023**

- (54) **COMB**
- (71) Applicant: **Agustina Huckaby**, Fort Worth, TX
(US)
- (72) Inventor: **Agustina Huckaby**, Fort Worth, TX
(US)
- (**) Term: **15 Years**
- (21) Appl. No.: **29/813,775**
- (22) Filed: **Nov. 1, 2021**
- (51) **LOC (14) Cl.** **28-03**
- (52) **U.S. Cl.**
USPC **D28/30**
- (58) **Field of Classification Search**
USPC D28/7, 20-34; D30/158, 159
CPC A45D 24/00; A45D 24/005; A45D 24/02;
A45D 24/04; A45D 24/06; A45D 24/14;
A45D 24/22
See application file for complete search history.

3,792,707 A *	2/1974	Tupper	A45D 24/02 132/150
4,090,522 A	5/1978	Domley	
D252,826 S *	9/1979	Bakewell	D28/30
D262,832 S *	1/1982	Tihonovich	273/150
D318,141 S *	7/1991	Owen	D28/30
6,022,163 A	2/2000	Asfur	
D451,245 S	11/2001	Harrell	
D574,110 S *	7/2008	Griffith	D28/21
D695,452 S *	12/2013	Hayakawa	D28/30
9,210,982 B2	12/2015	Alsalamah	
10,292,474 B2	5/2019	Delabastide	
D955,638 S *	6/2022	Russo	D28/30

* cited by examiner

Primary Examiner — Zenia I Bennett

(57) **CLAIM**

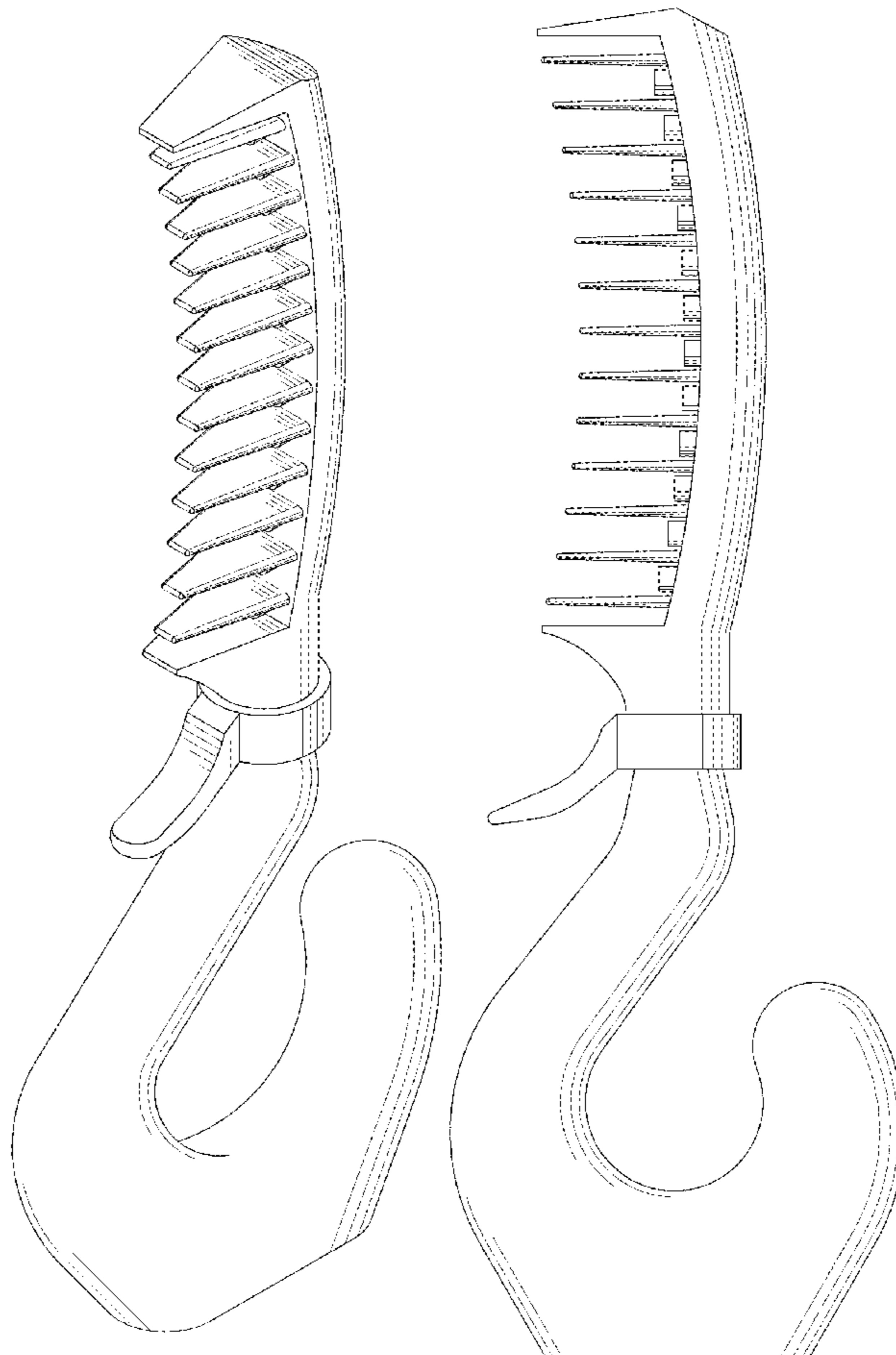
The ornamental design for a comb, as shown and described.

DESCRIPTION

FIG. 1 is a top front side perspective view of a comb showing my new design;
 FIG. 2 is a right side view of the comb;
 FIG. 3 is a left side view of the comb;
 FIG. 4 is a front view of the comb;
 FIG. 5 is a rear view of the comb;
 FIG. 6 is a top view of the comb; and,
 FIG. 7 is a bottom view of the comb.

1 Claim, 3 Drawing Sheets

- (56) **References Cited**
U.S. PATENT DOCUMENTS
2,591,125 A 4/1952 Braun
2,626,617 A 1/1953 Sullivan



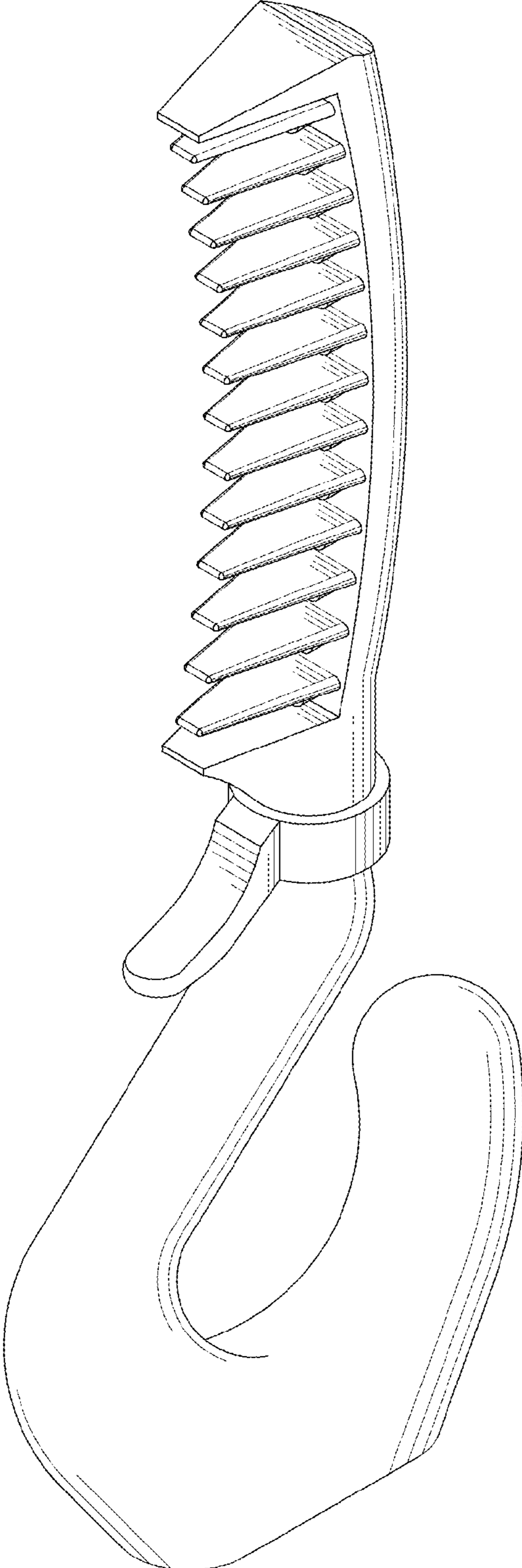


Fig. 1

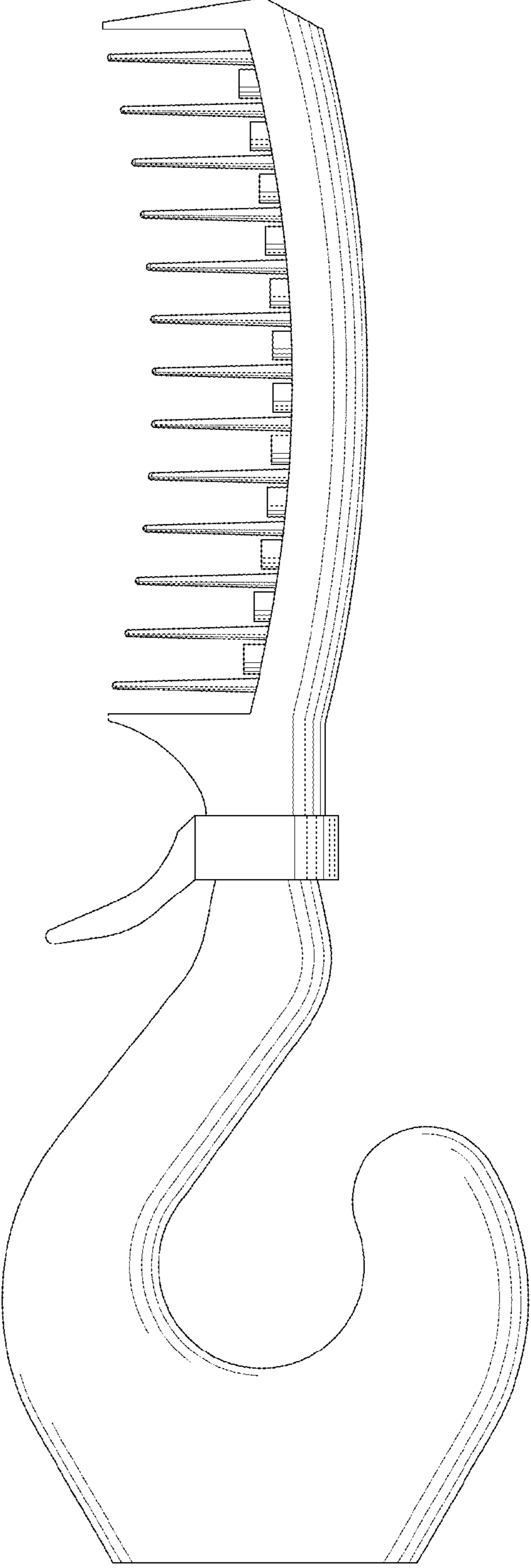


Fig. 2

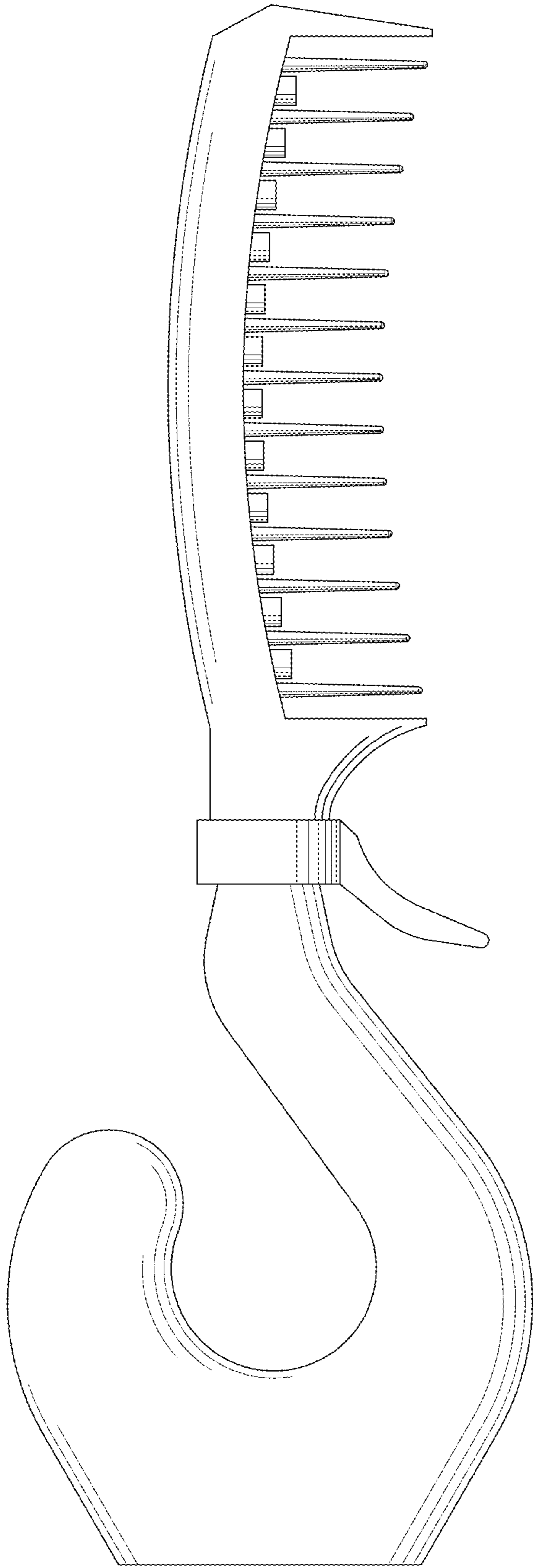


Fig. 3

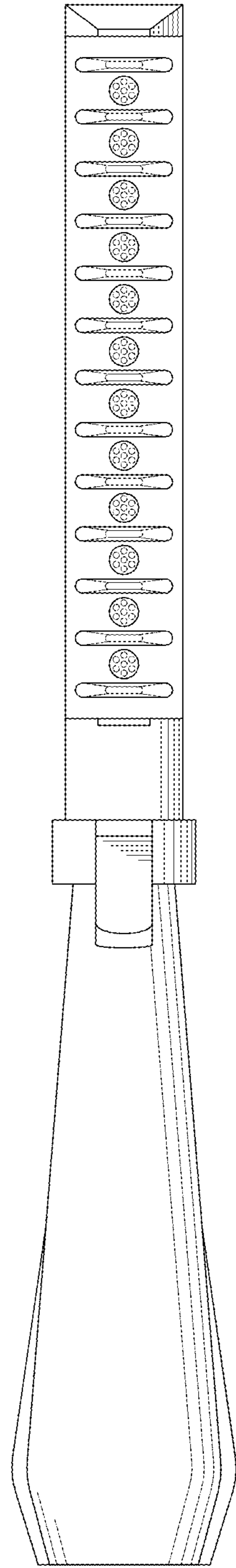


Fig. 4

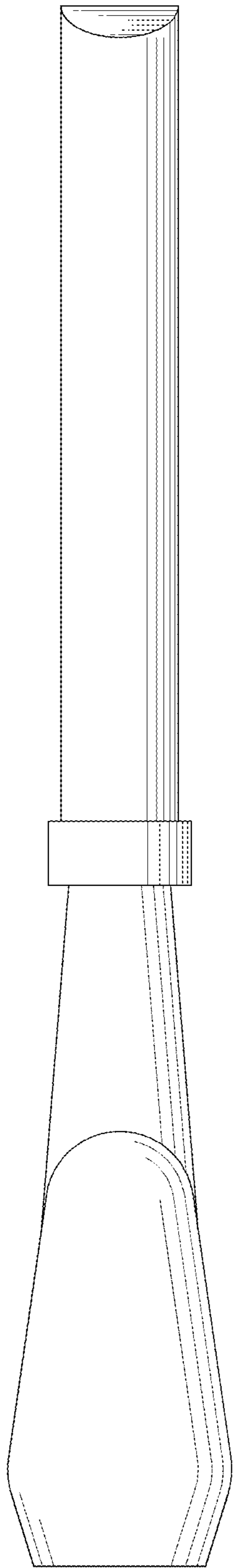


Fig. 5

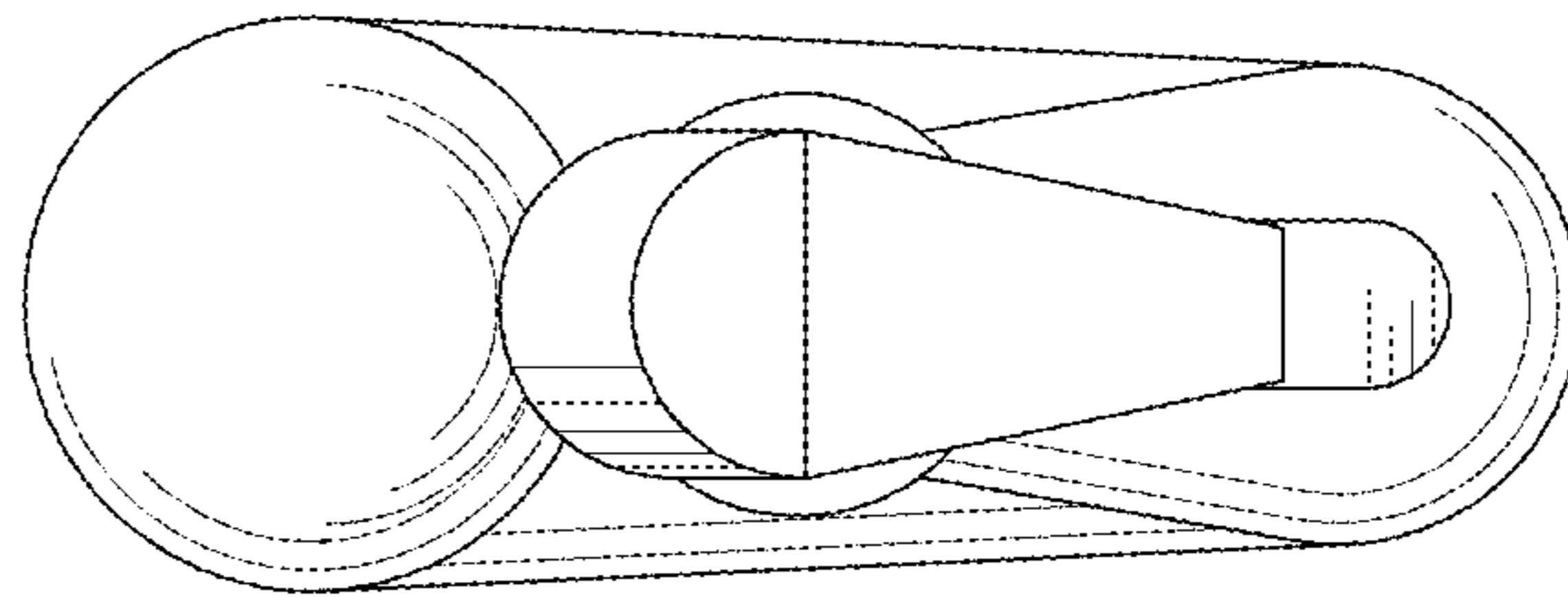


Fig. 6

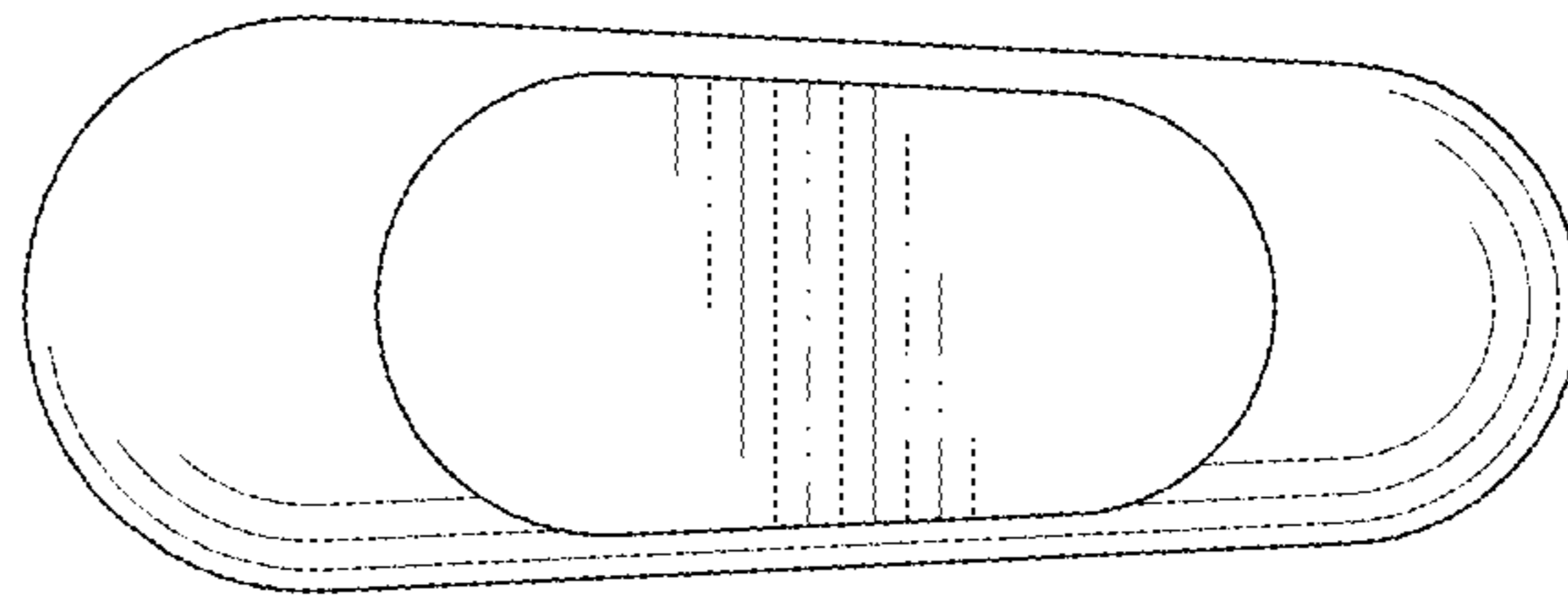


Fig. 7