



US00D998493S

(12) **United States Design Patent** (10) **Patent No.:** **US D998,493 S**
Barros (45) **Date of Patent:** **** Sep. 12, 2023**

(54) **WEARABLE ORNAMENT**
(71) Applicant: **Wilson Eduardo Barros**, New York, NY (US)
(72) Inventor: **Wilson Eduardo Barros**, New York, NY (US)
(73) Assignee: **Wilson Eduardo Barros**, New York, NY (US)

D389,771 S * 1/1998 Morrison D11/16
D474,988 S * 5/2003 Forin D11/1
D535,579 S * 1/2007 Akdemir D11/6
D698,996 S * 2/2014 Krasniansky D28/41
D721,607 S * 1/2015 Lindstrom D11/3
D765,313 S * 8/2016 Bernal D28/41
D778,198 S * 2/2017 Verdeille D11/4
D842,540 S * 3/2019 Yu D28/41
D843,057 S * 3/2019 Chu D28/41
D884,274 S * 5/2020 Gerety D28/41
D977,451 S * 2/2023 Carter D14/207

(**) Term: **15 Years**

(21) Appl. No.: **29/731,347**

(22) Filed: **Apr. 14, 2020**

(51) **LOC (14) Cl.** **11-01**

(52) **U.S. Cl.**
USPC **D11/18**

(58) **Field of Classification Search**
USPC D11/1-18, 26-29, 34-43; D28/41
CPC A44C 5/0084; A44C 5/0092; A44C 5/12;
A44C 7/00; A44C 9/00
See application file for complete search history.

(56) **References Cited**

U.S. PATENT DOCUMENTS

324,582 A * 8/1885 Obrig A44C 11/00
D11/18
D32,273 S * 2/1900 Saart D11/4
D40,319 S * 10/1909 Maag D11/11
D40,320 S * 10/1909 Maag D11/11
1,566,845 A * 12/1925 Fairbrother A44C 15/00
D11/16
1,668,217 A * 5/1928 Schraysshuen A44C 11/007
D11/6
D160,204 S * 9/1950 Philippe D11/18
D173,574 S * 11/1954 Katz D11/18
D389,769 S * 1/1998 Morrison D11/16
D389,770 S * 1/1998 Morrison D11/16

OTHER PUBLICATIONS

DNA Strands Bracelet; Biology jewelry—Science jewelry | IFLScience Store—IFLScience Store USA, ID# 109834108955, Mar. 30, 2019.

* cited by examiner

Primary Examiner — Llorellys Martinez
(74) *Attorney, Agent, or Firm* — HOGAN LOVELLS US LLP

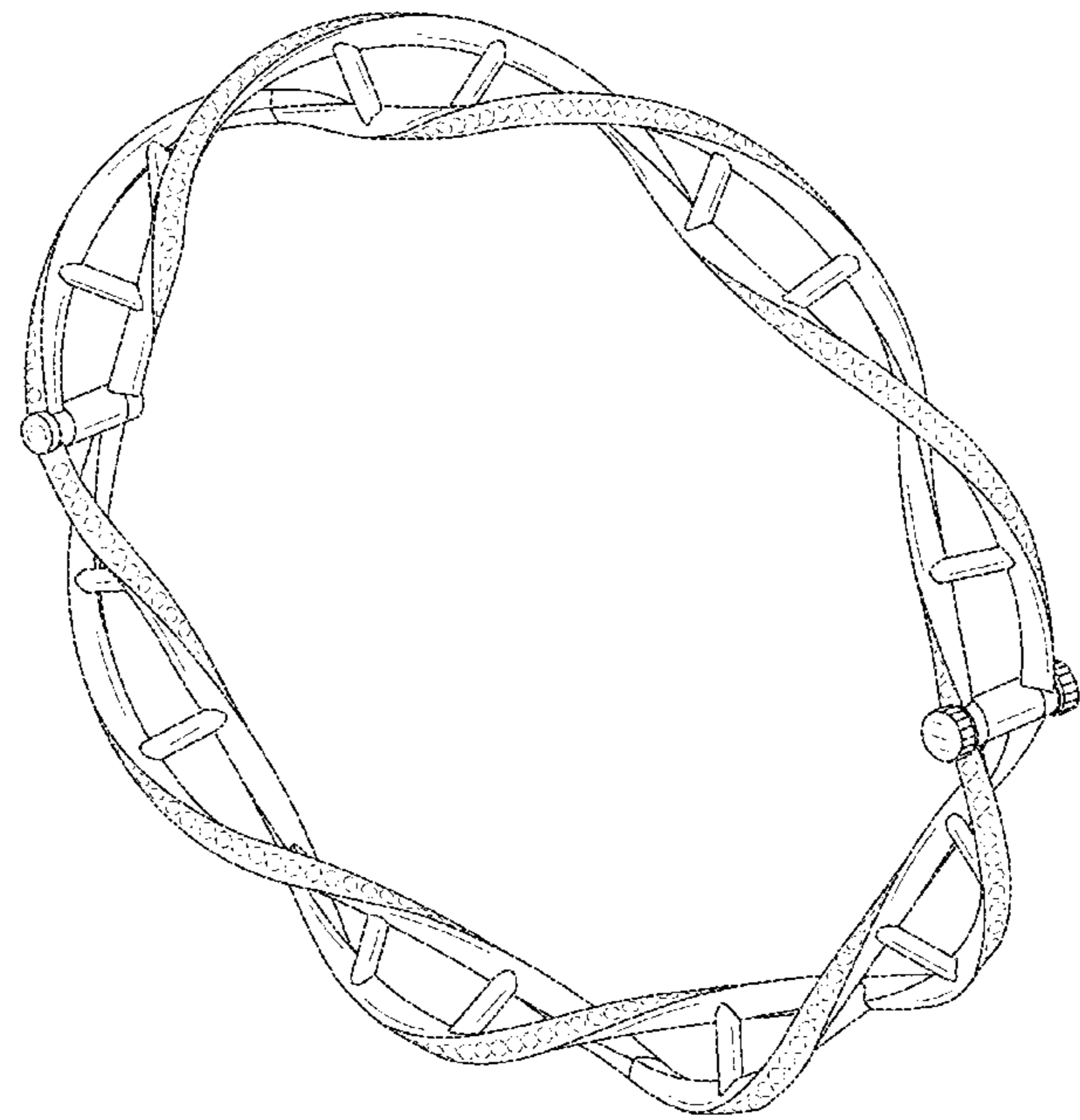
(57) **CLAIM**

The ornamental design for a wearable ornament, as shown and described.

DESCRIPTION

FIG. 1 is a top plan view of a wearable ornament showing my new design;
FIG. 2 is a bottom plan view thereof;
FIG. 3 is a front side view thereof;
FIG. 4 is a rear side view thereof;
FIG. 5 is a bottom side view thereof;
FIG. 6 is a top side view thereof; and,
FIG. 7 is a perspective view thereof.
The broken lines in the drawings represent portions of the wearable ornament and form no part of the claimed design.

1 Claim, 7 Drawing Sheets



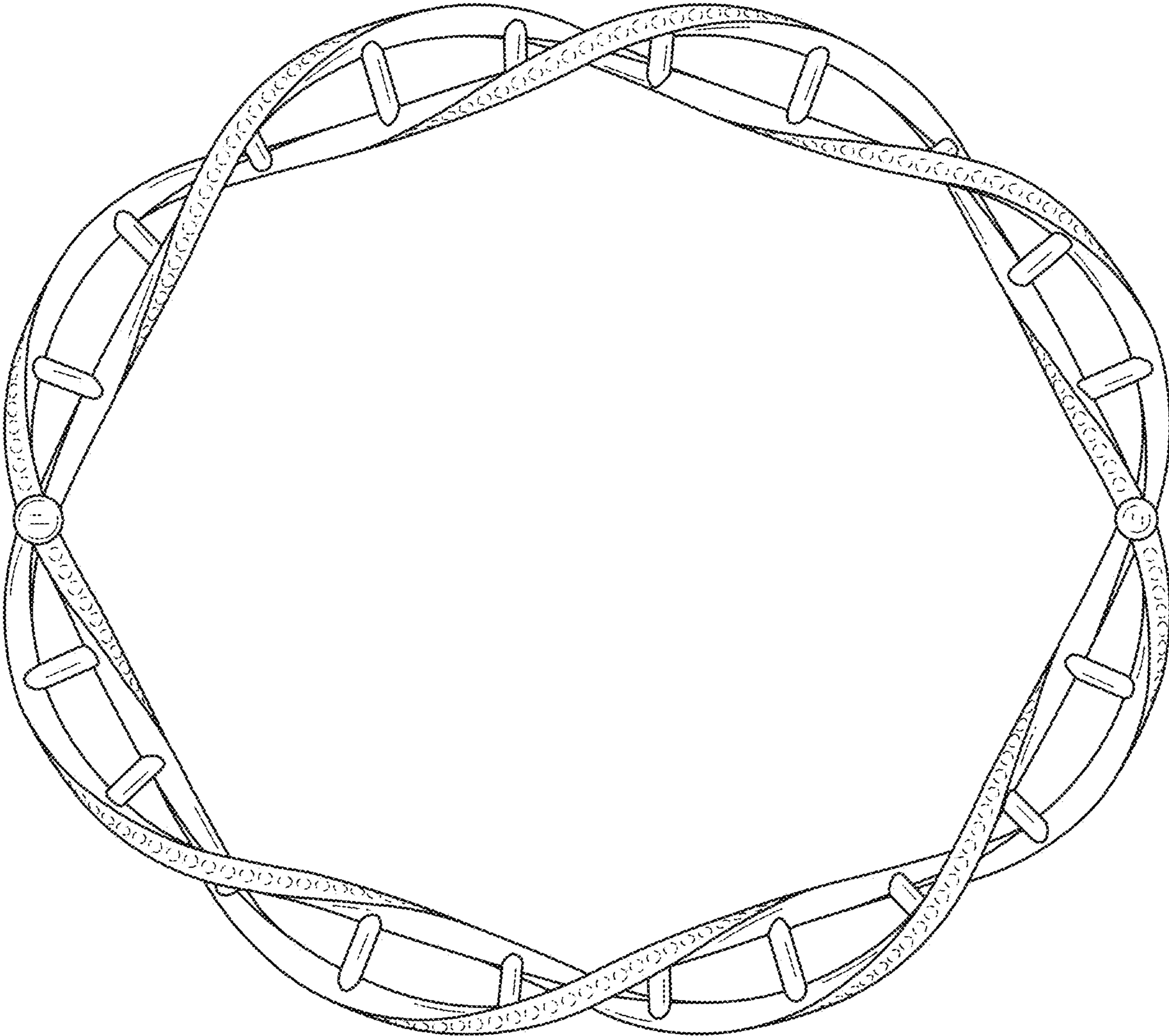


FIG. 1

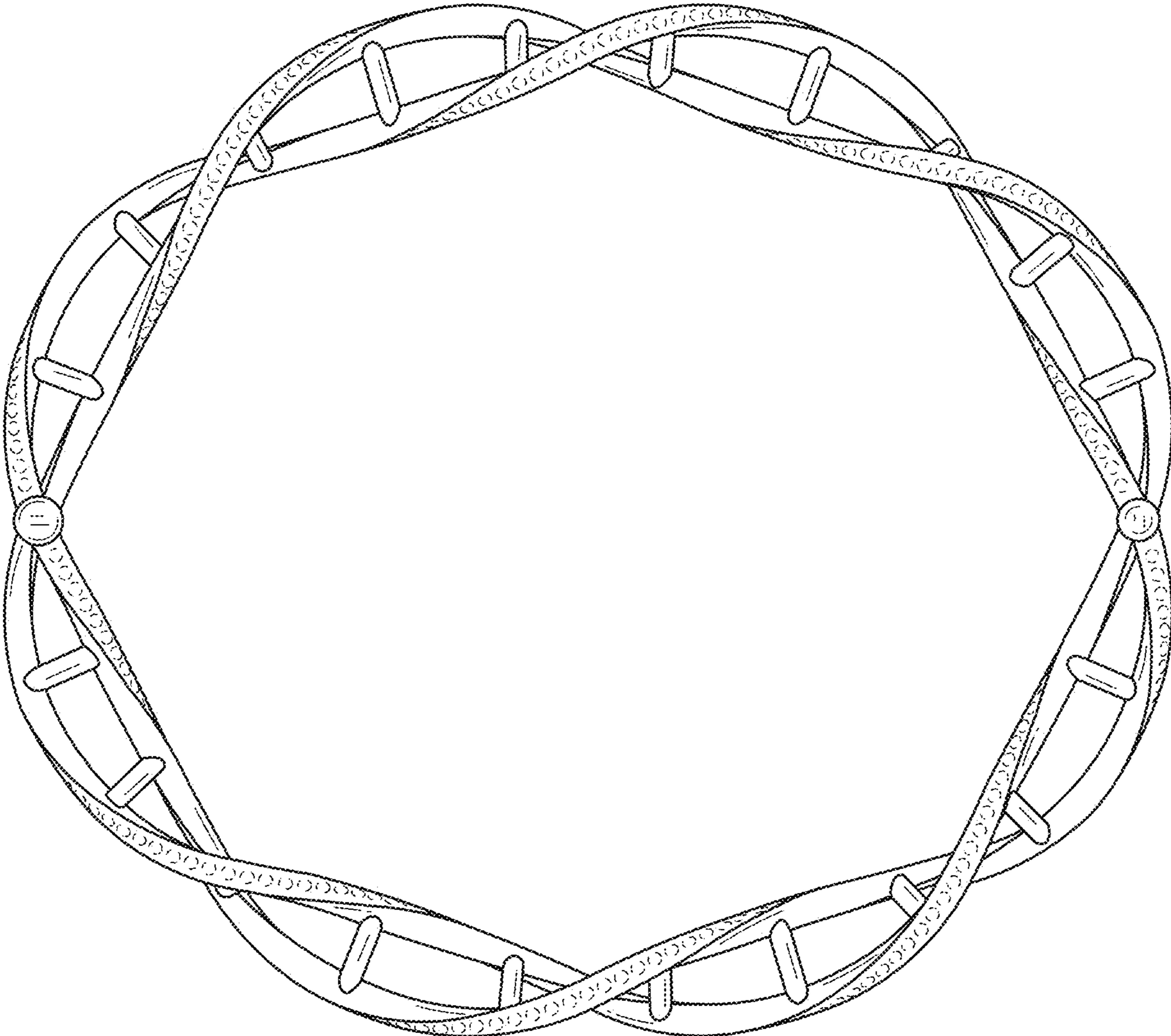


FIG. 2

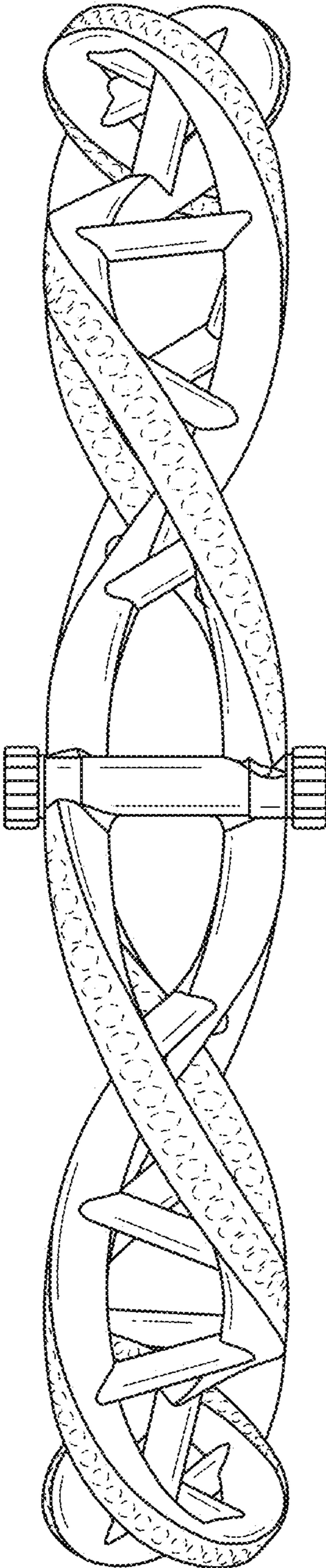


FIG. 3

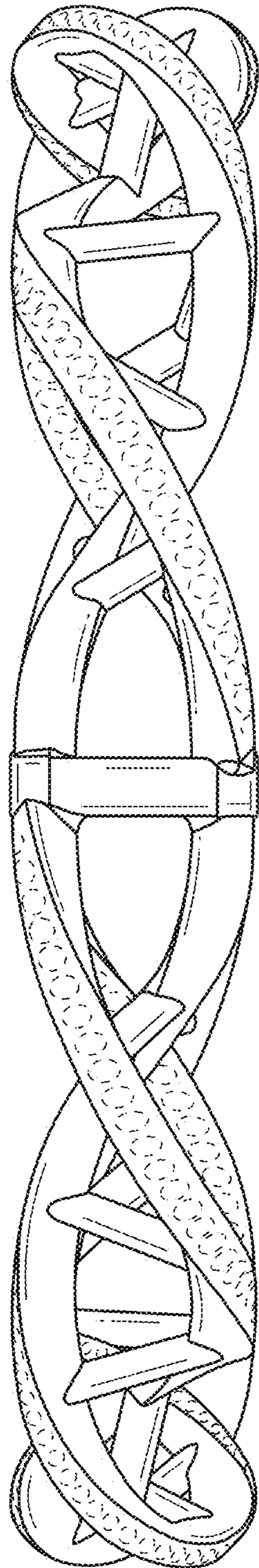


FIG. 4

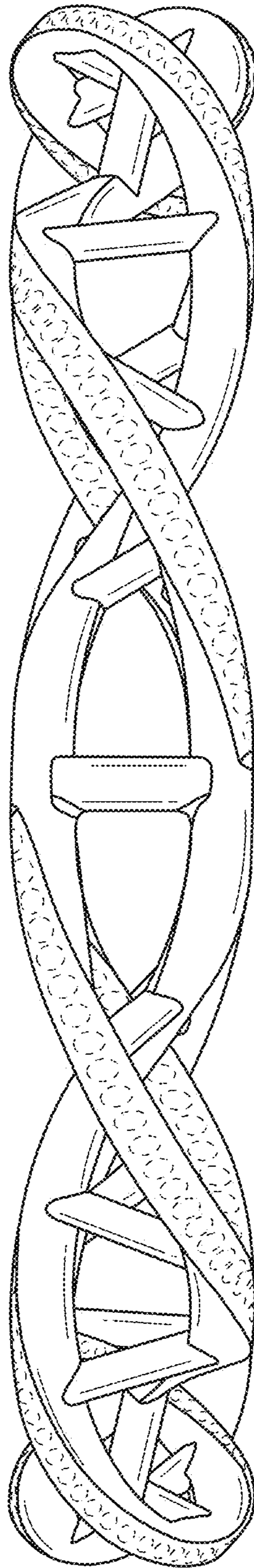


FIG. 5

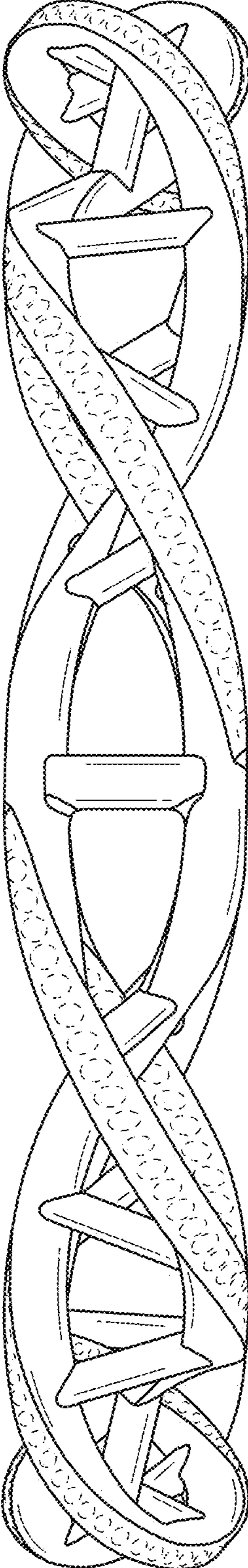


FIG. 6

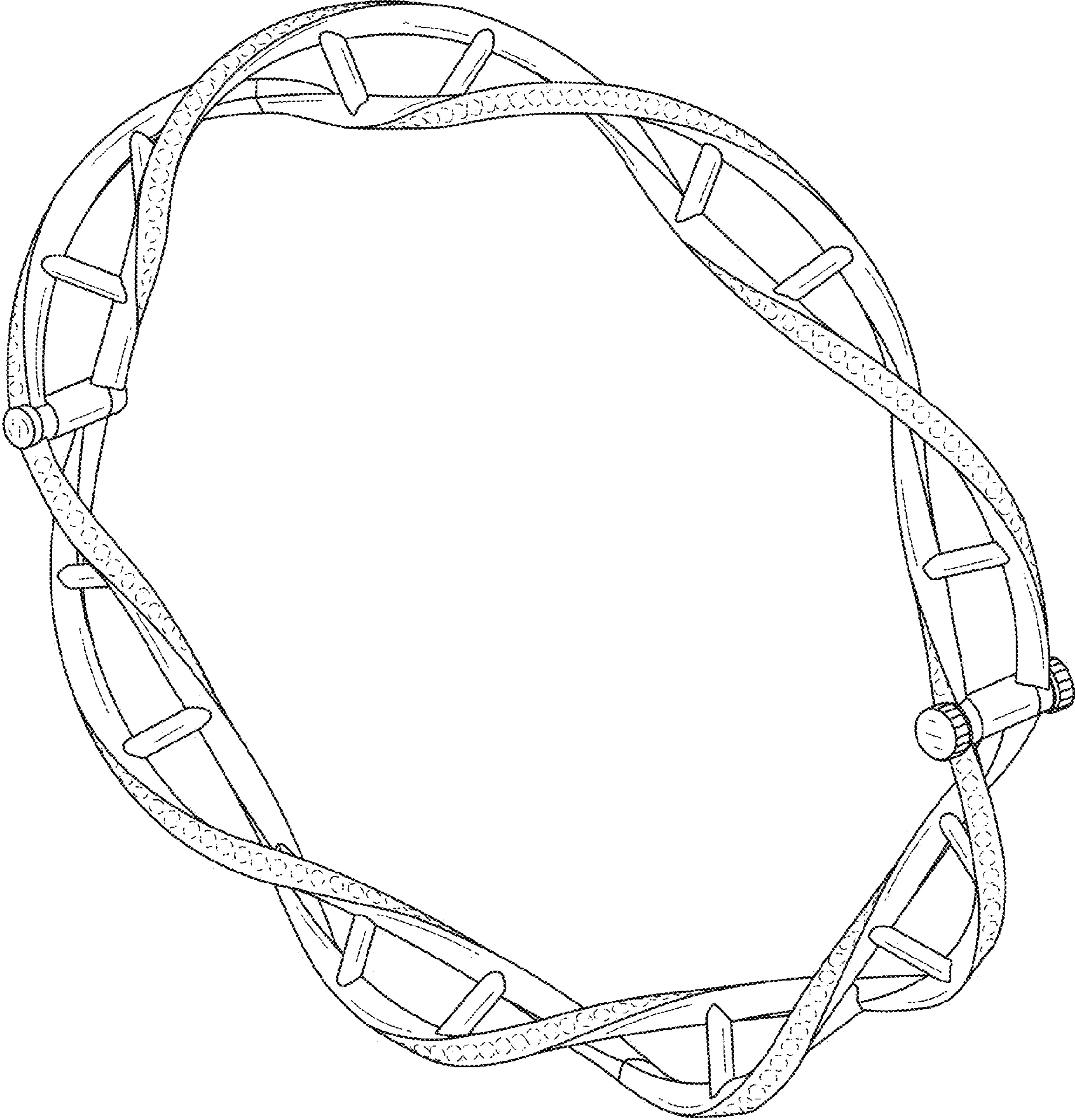


FIG. 7