



US00D997918S

(12) **United States Design Patent**
Allen et al.

(10) **Patent No.:** **US D997,918 S**
(45) **Date of Patent:** **** Sep. 5, 2023**

(54) **EARPHONE**

(71) Applicant: **Team IP Holdings, LLC**, Fort Worth, TX (US)

(72) Inventors: **Daniel Allen**, Castle Rock, CO (US);
Joseph Barrett, Tempe, AZ (US);
Darin Hale, Vancouver, WA (US); **Tal Kocen**, Bedford, TX (US)

(73) Assignee: **TEAM IP HOLDINGS, LLC**, Fort Worth, TX (US)

(**) Term: **15 Years**

(21) Appl. No.: **29/806,169**

(22) Filed: **Sep. 1, 2021**

(51) **LOC (14) Cl.** **14-01**

(52) **U.S. Cl.**
USPC **D14/223**

(58) **Field of Classification Search**
USPC D14/223, 206, 205; D24/174;
128/864-866; 381/380-381, 328;
D13/108
CPC H04R 1/10; H04R 25/00; H04R 25/02;
H04R 1/1066; H04R 1/1016; H04R
5/033; H04R 5/0335; H04R 1/1058;
H04R 1/105; H04R 1/1091; A61F 11/08
See application file for complete search history.

(56) **References Cited**

U.S. PATENT DOCUMENTS

6,945,988 B1 * 9/2005 Jones A61F 7/10
607/108
D603,380 S * 11/2009 Hutchieson D14/223
D641,010 S * 7/2011 Kwon D14/223
D641,011 S * 7/2011 Gondo D14/206
D652,817 S * 1/2012 Lee D14/205
D666,580 S * 9/2012 Lee D14/223
D666,581 S * 9/2012 Perez D14/223

D687,021 S * 7/2013 Yuen D14/223
D697,058 S * 1/2014 Thompson D14/223
D698,026 S * 1/2014 Kuwata A44C 7/009
D24/174
D705,757 S * 5/2014 Yashiro H04R 1/10
D14/223
D711,356 S * 8/2014 Yang D14/223

(Continued)

FOREIGN PATENT DOCUMENTS

EM 008053755-0002 * 7/2020
EM 008053755-0003 * 7/2020
GB 9004423572-0001 * 10/2017

Primary Examiner — Paula Allen Greene

(74) *Attorney, Agent, or Firm* — McAndrews Held & Malloy, Ltd.

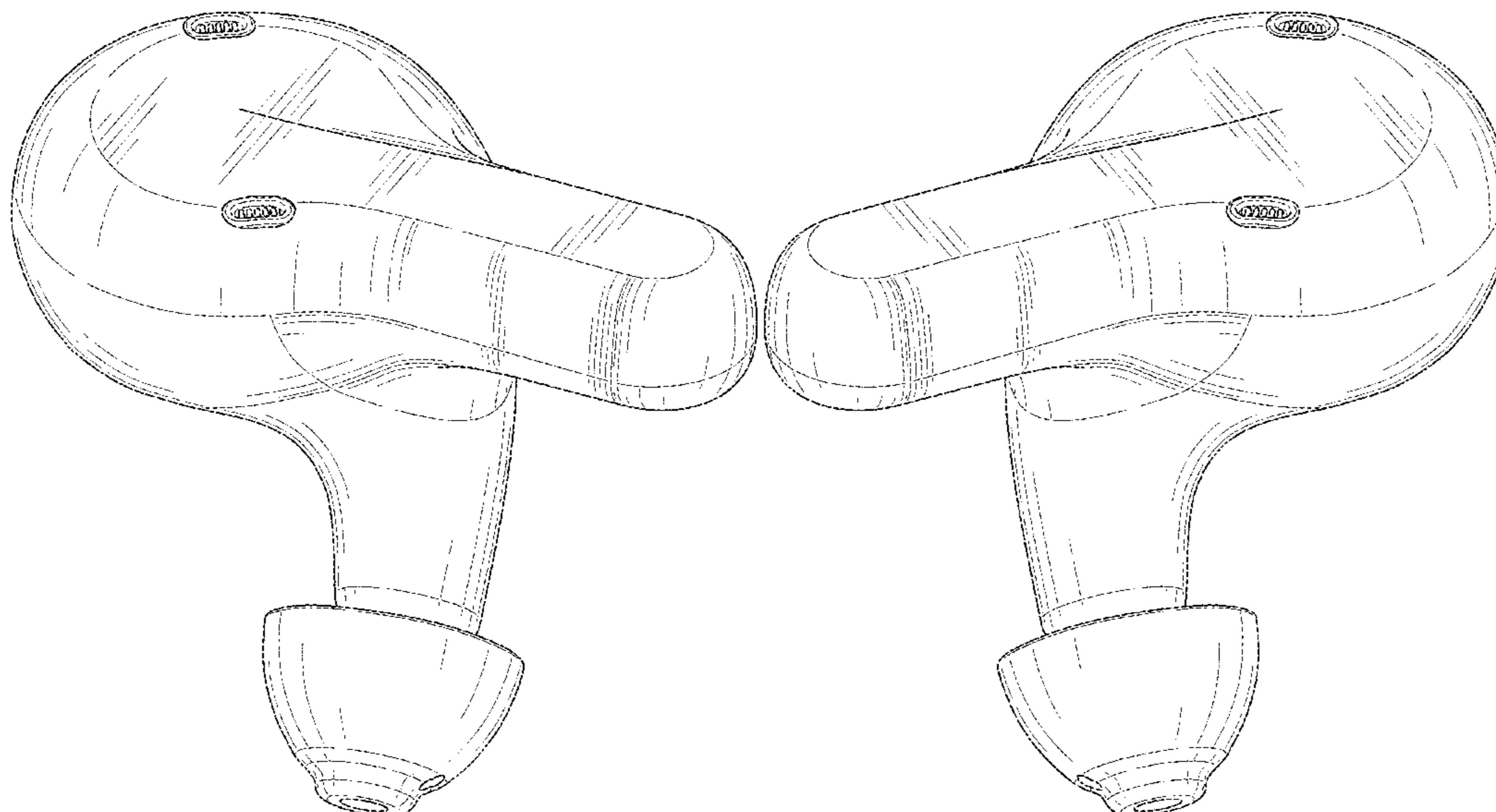
(57) **CLAIM**

The ornamental design for an earphone, as shown and described.

DESCRIPTION

FIG. 1 is a front perspective view of an earphone showing our new design according to a first embodiment;
FIG. 2 is a front elevation view thereof;
FIG. 3 is a rear elevation view thereof;
FIG. 4 is a right side elevation view thereof;
FIG. 5 is a left side elevation view thereof;
FIG. 6 is a top plan view thereof;
FIG. 7 is a bottom plan view thereof;
FIG. 8 is a front perspective view of an earphone showing our new design according to a second embodiment;
FIG. 9 is a front elevation view thereof;
FIG. 10 is a rear elevation view thereof;
FIG. 11 is a right side elevation view thereof;
FIG. 12 is a left side elevation view thereof;
FIG. 13 is a top plan view thereof; and,
FIG. 14 is a bottom plan view thereof.

1 Claim, 14 Drawing Sheets



(56)

References Cited

U.S. PATENT DOCUMENTS

8,965,030 B2 * 2/2015 Aase H04R 1/1016
 381/370
 D729,775 S * 5/2015 Seo D14/223
 D735,169 S * 7/2015 Shieh D14/223
 D740,255 S * 10/2015 Samrelius D14/206
 9,445,631 B1 * 9/2016 Patel A24F 23/00
 D777,710 S * 1/2017 Palmborg D14/223
 D778,267 S * 2/2017 Hsieh D14/223
 D789,909 S * 6/2017 Hung D14/223
 D795,224 S * 8/2017 Valenzuela D14/223
 D800,097 S * 10/2017 Chen D14/223
 D806,879 S * 1/2018 Horbinski D24/174
 D812,042 S * 3/2018 Xiao D14/223
 9,961,434 B2 * 5/2018 Kelly H04R 1/1066
 D822,646 S * 7/2018 Dang D14/223
 D833,420 S * 11/2018 Lindenberger D14/223
 D841,626 S * 2/2019 Tang D14/223
 D843,354 S * 3/2019 Kumano D14/223
 D845,932 S * 4/2019 Lu D14/223
 D851,072 S * 6/2019 McNamara D14/223

D852,782 S * 7/2019 Bergman D14/223
 D855,589 S * 8/2019 Madsen D14/223
 D866,530 S * 11/2019 Birger D14/223
 D871,376 S * 12/2019 Zhou D14/223
 D872,064 S * 1/2020 Cai D14/223
 D873,248 S * 1/2020 Weicheng D14/223
 D873,805 S * 1/2020 Yang D14/223
 D876,398 S * 2/2020 Cai D14/223
 D877,720 S * 3/2020 Madramotoo D14/223
 D887,395 S * 6/2020 Wang D14/223
 10,692,482 B2 * 6/2020 Zhu G10K 11/17815
 10,715,905 B2 * 7/2020 Wen G10K 11/17853
 D892,085 S * 8/2020 Kim D14/223
 D896,205 S * 9/2020 Zhang D14/223
 D897,322 S * 9/2020 Wei D14/223
 D899,405 S * 10/2020 Vaclavik D14/223
 D900,064 S * 10/2020 Laffon de Mazieres D14/223
 D904,350 S * 12/2020 Zhou D14/223
 2011/0155147 A1 * 6/2011 McIntosh H04R 1/1083
 128/864
 2017/0026738 A1 * 1/2017 Tang H04R 1/1091
 2017/0094384 A1 * 3/2017 Trainer H04R 1/105

* cited by examiner

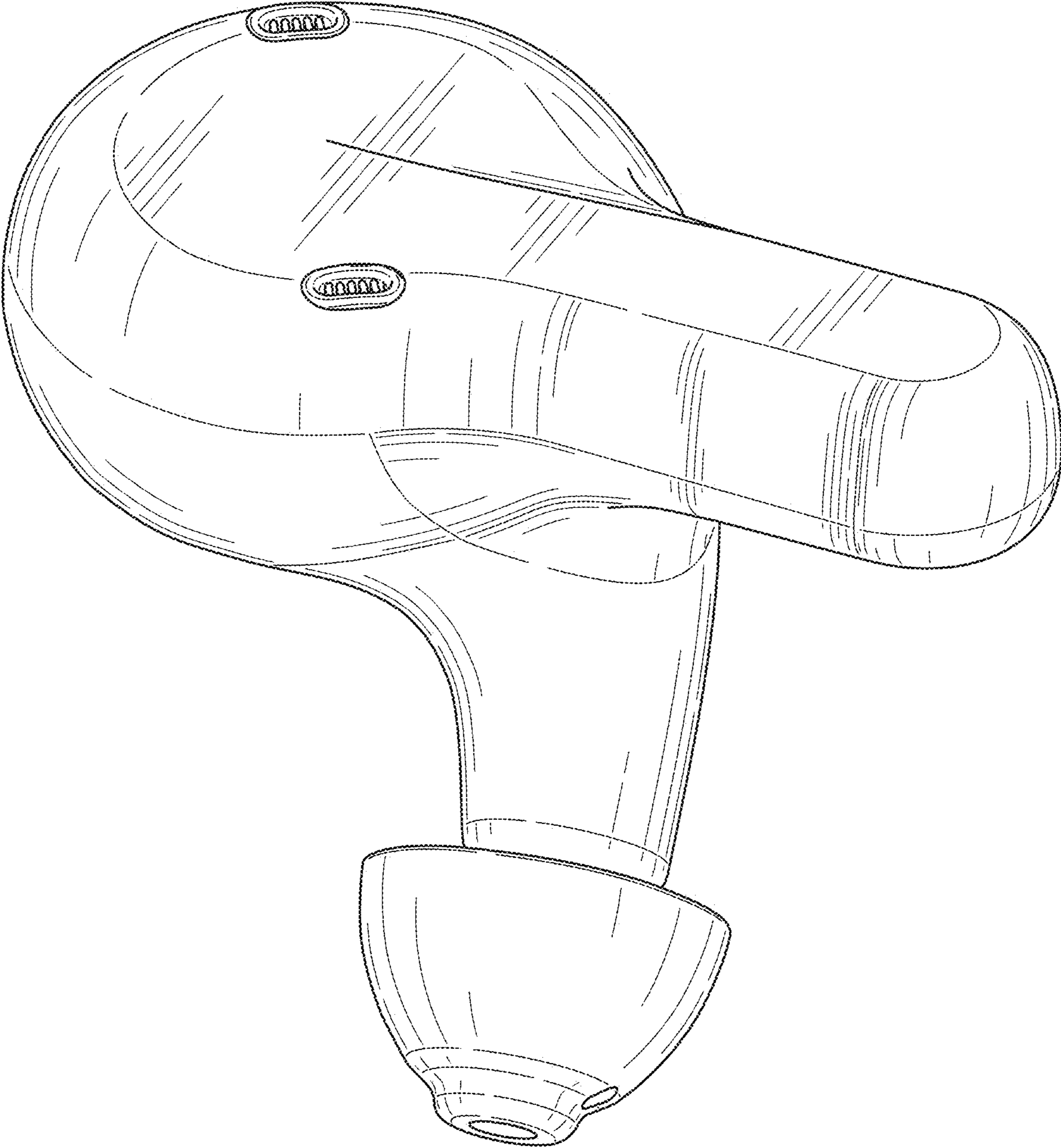


FIG. 1

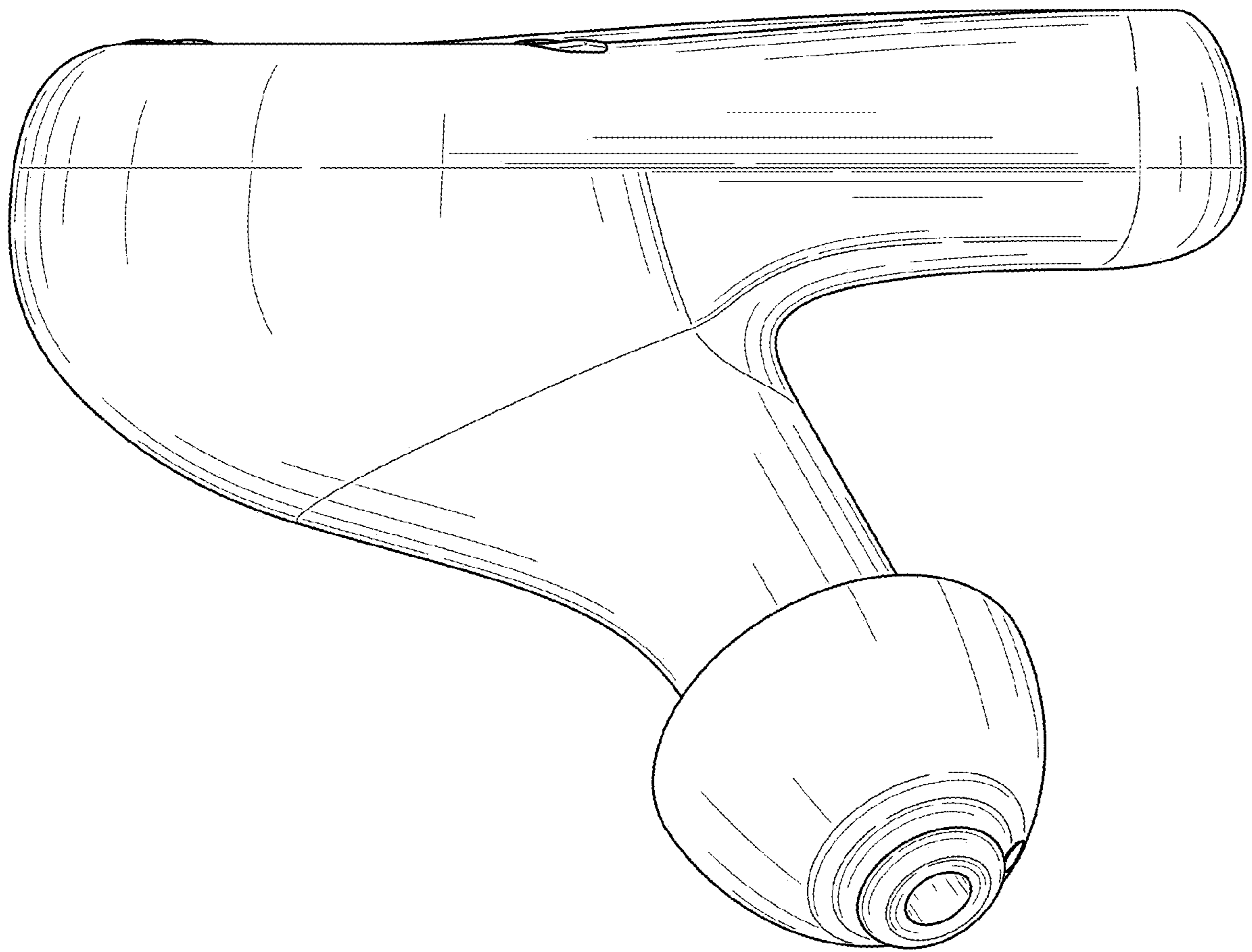


FIG. 2

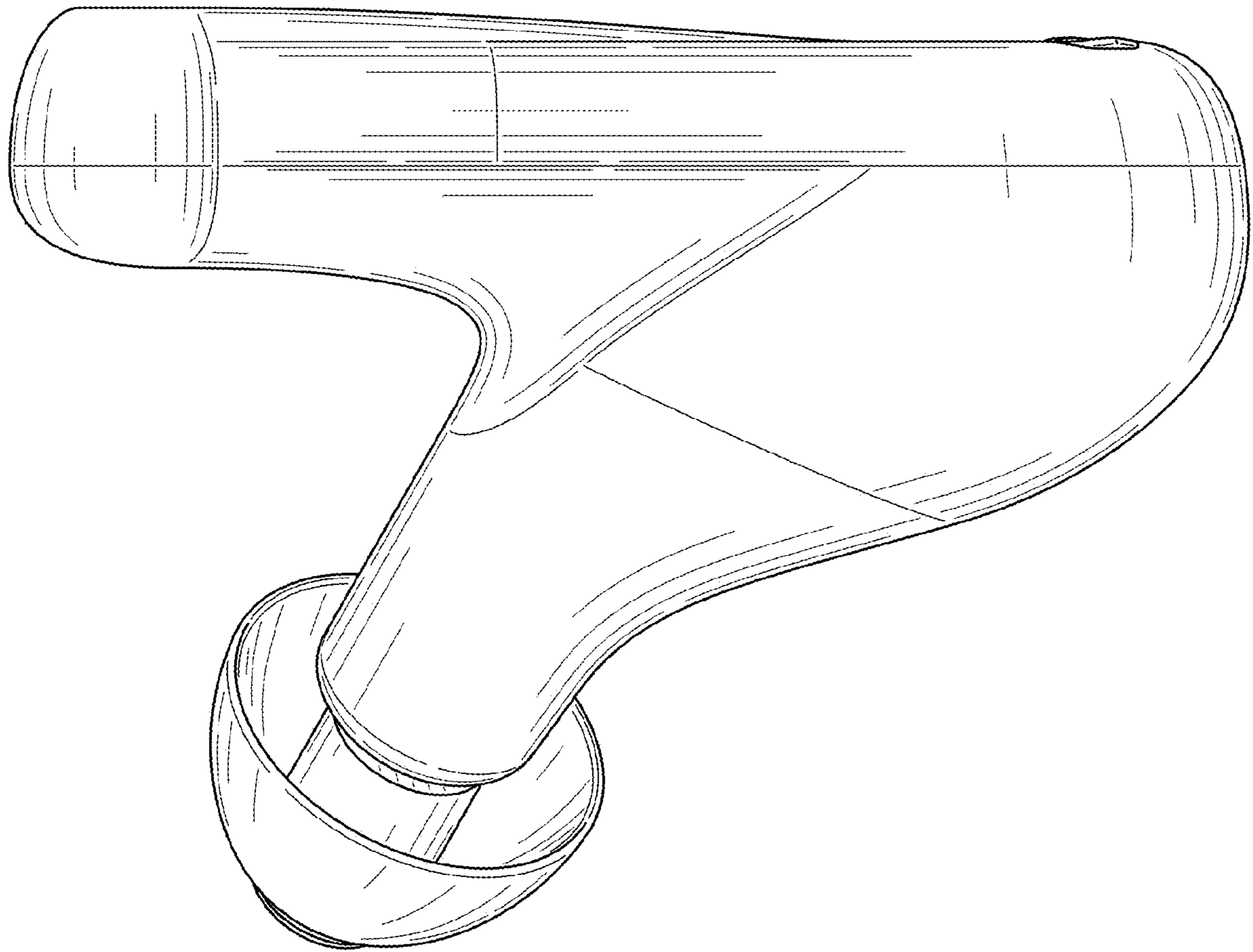


FIG. 3

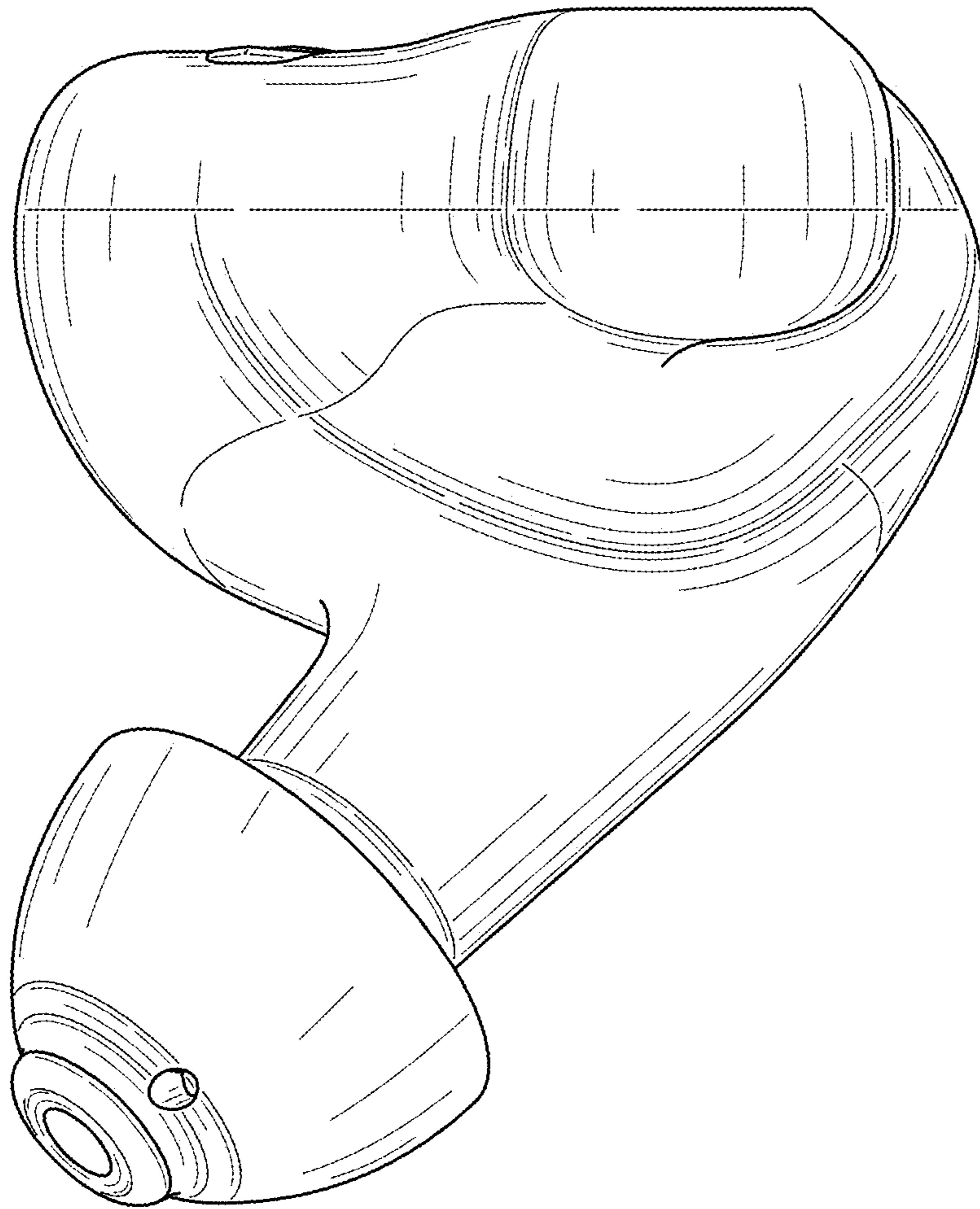


FIG. 4




FIG. 5




FIG. 6

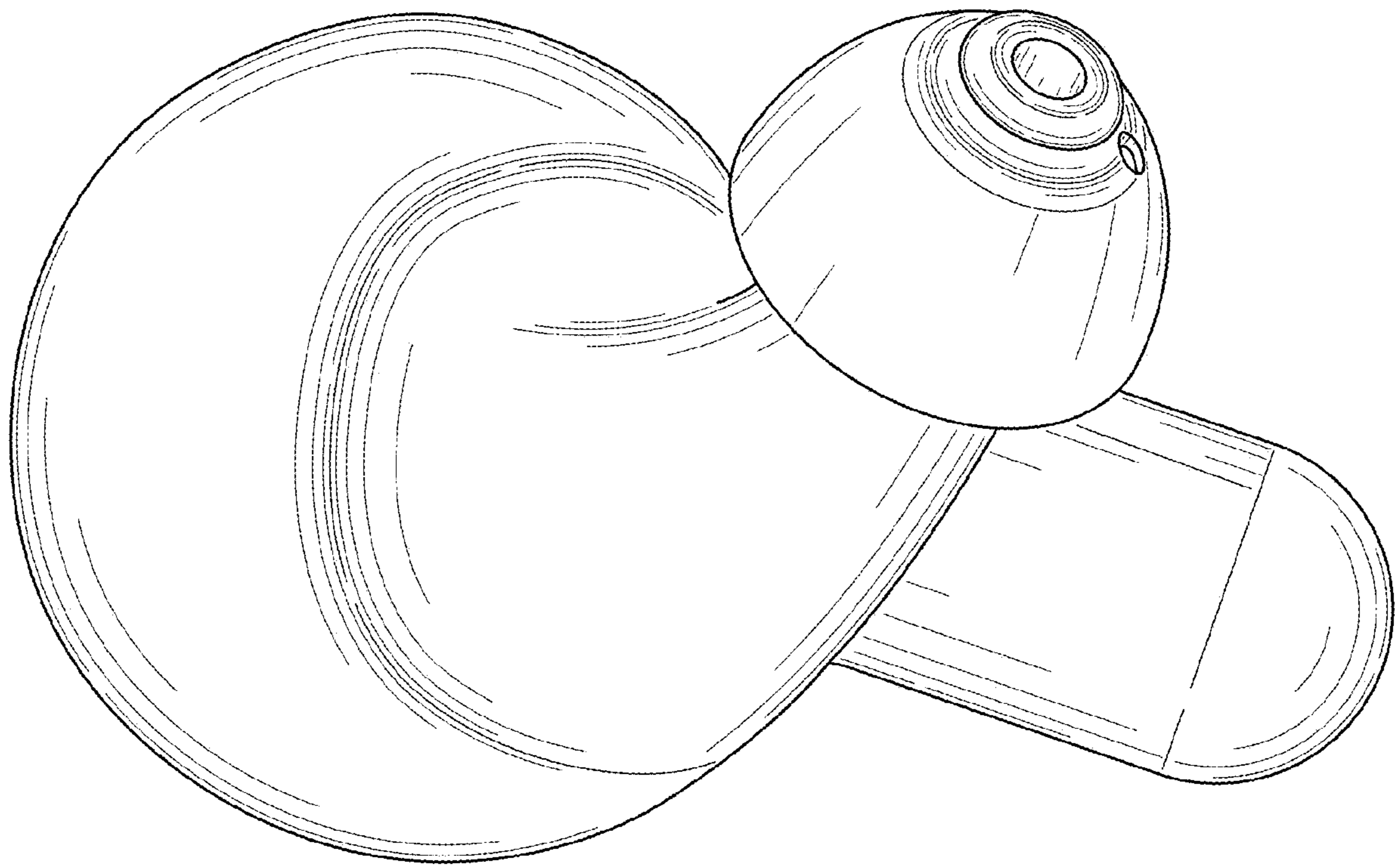


FIG. 7

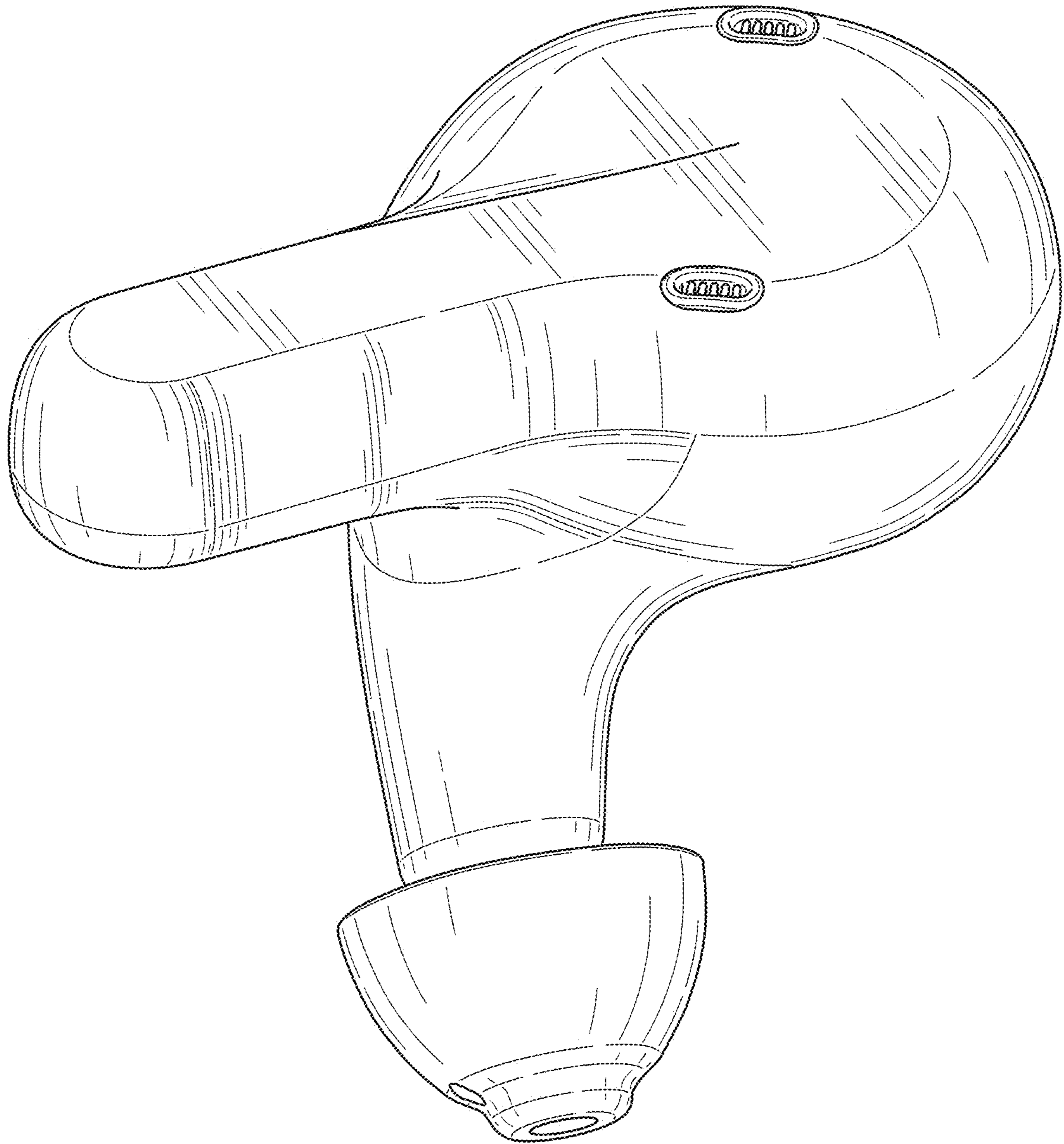


FIG. 8

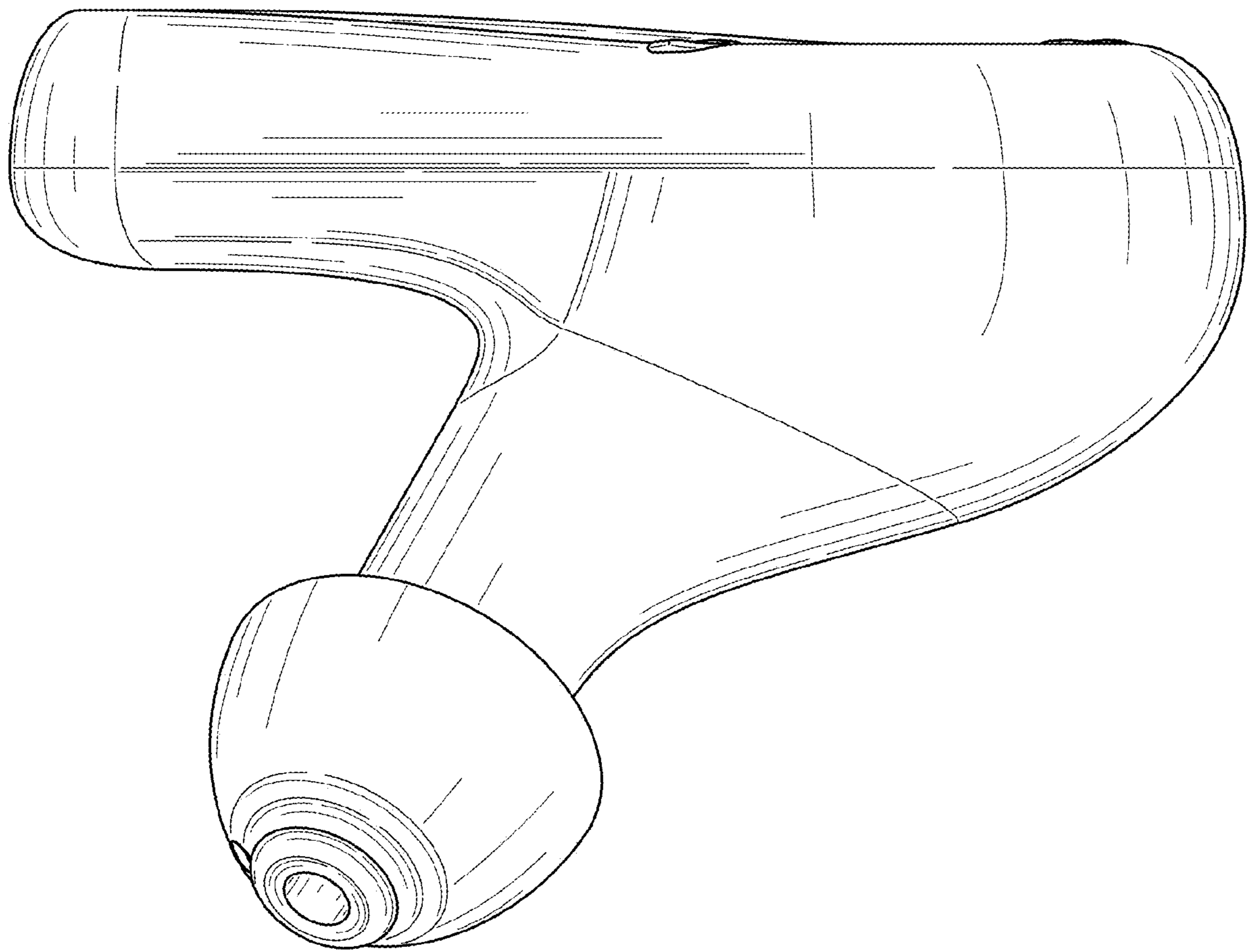


FIG. 9

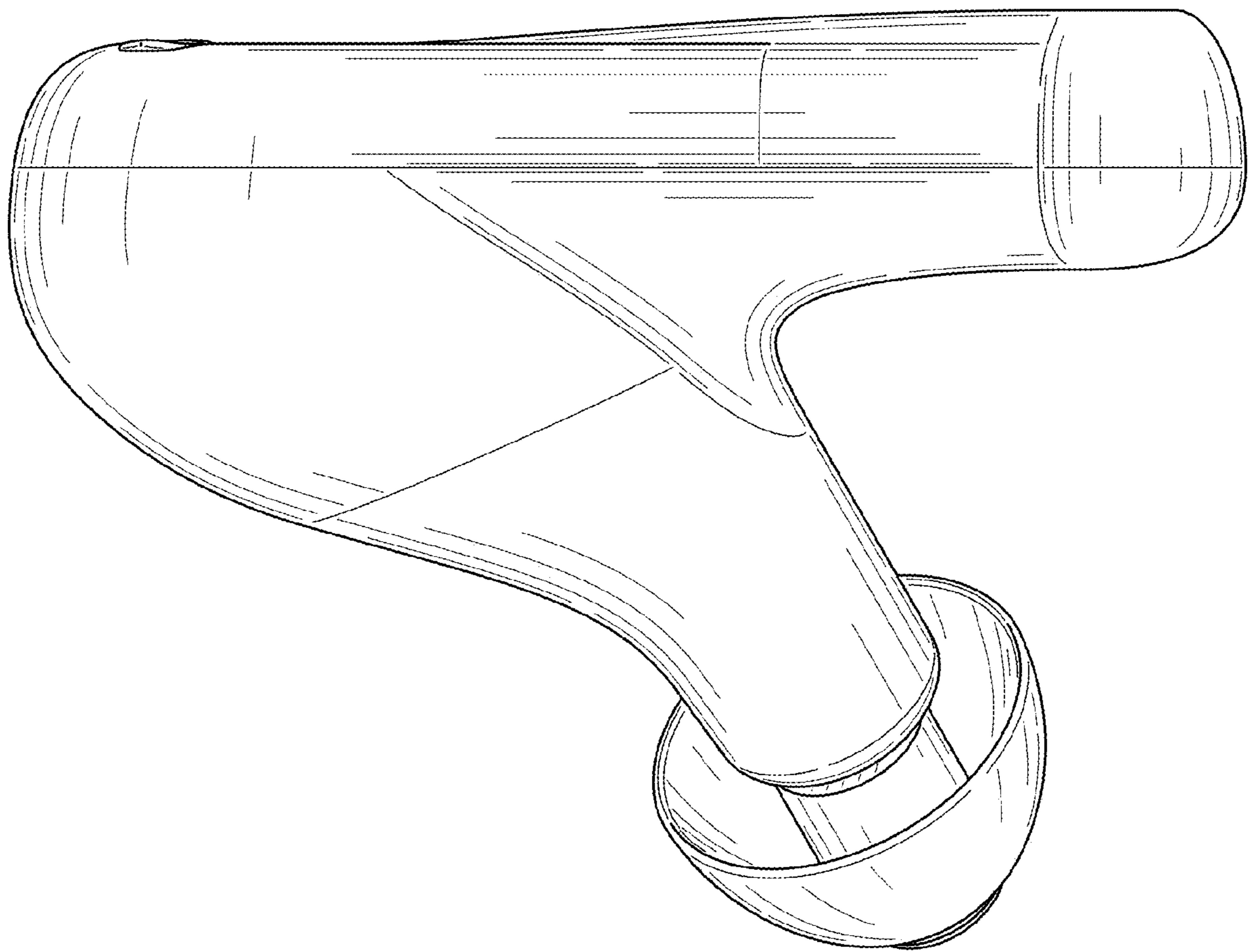


FIG. 10

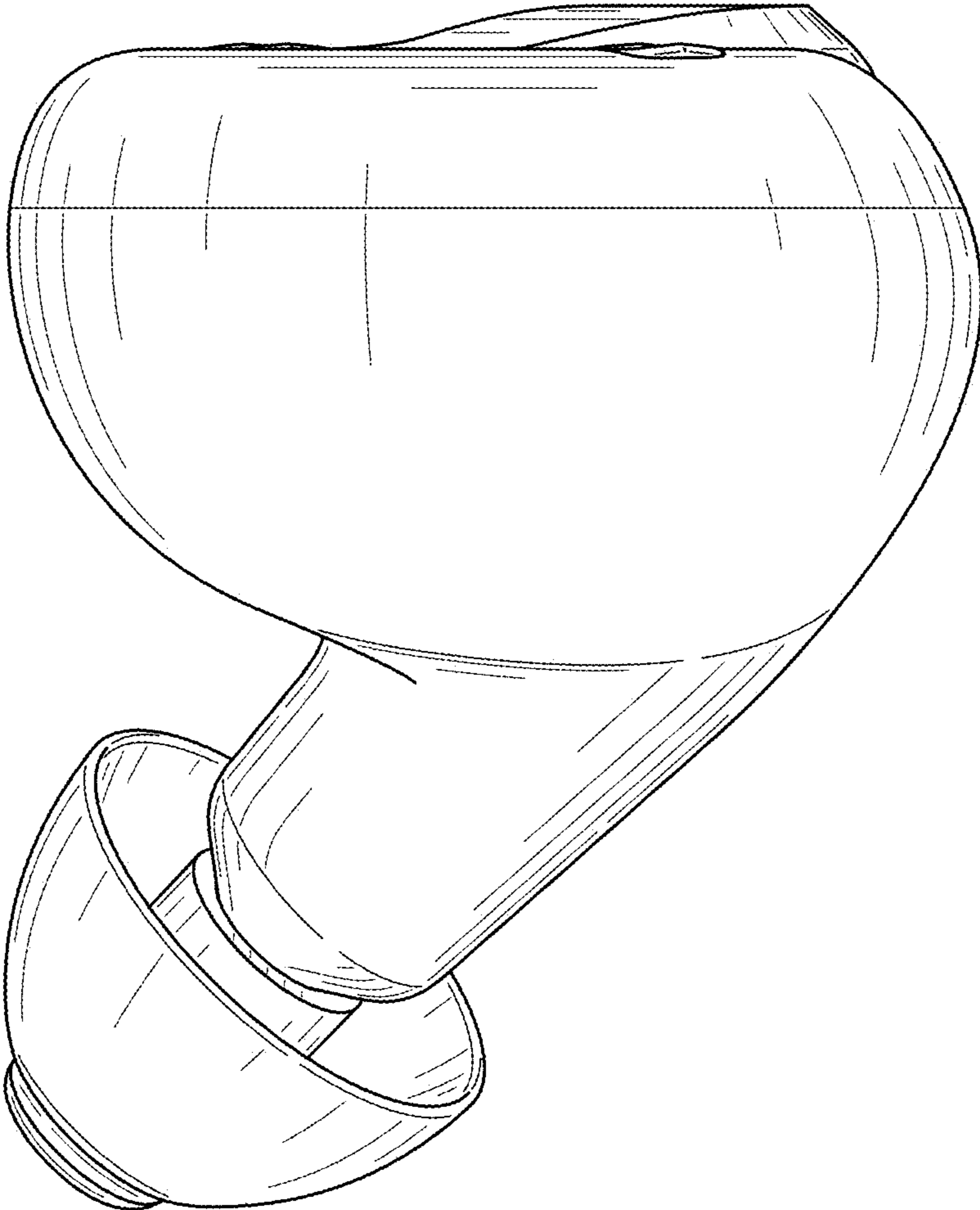


FIG. 11

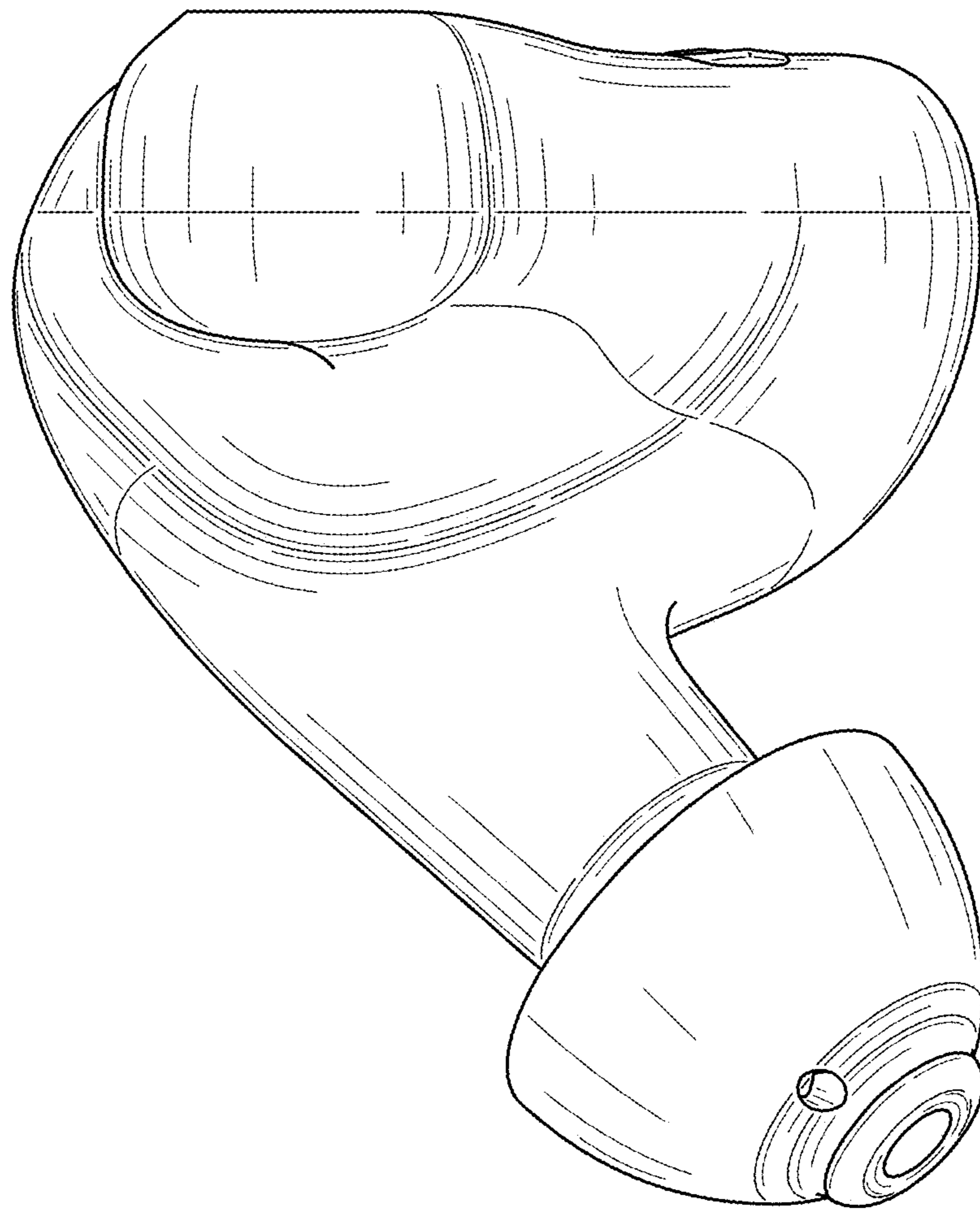


FIG. 12




FIG. 13

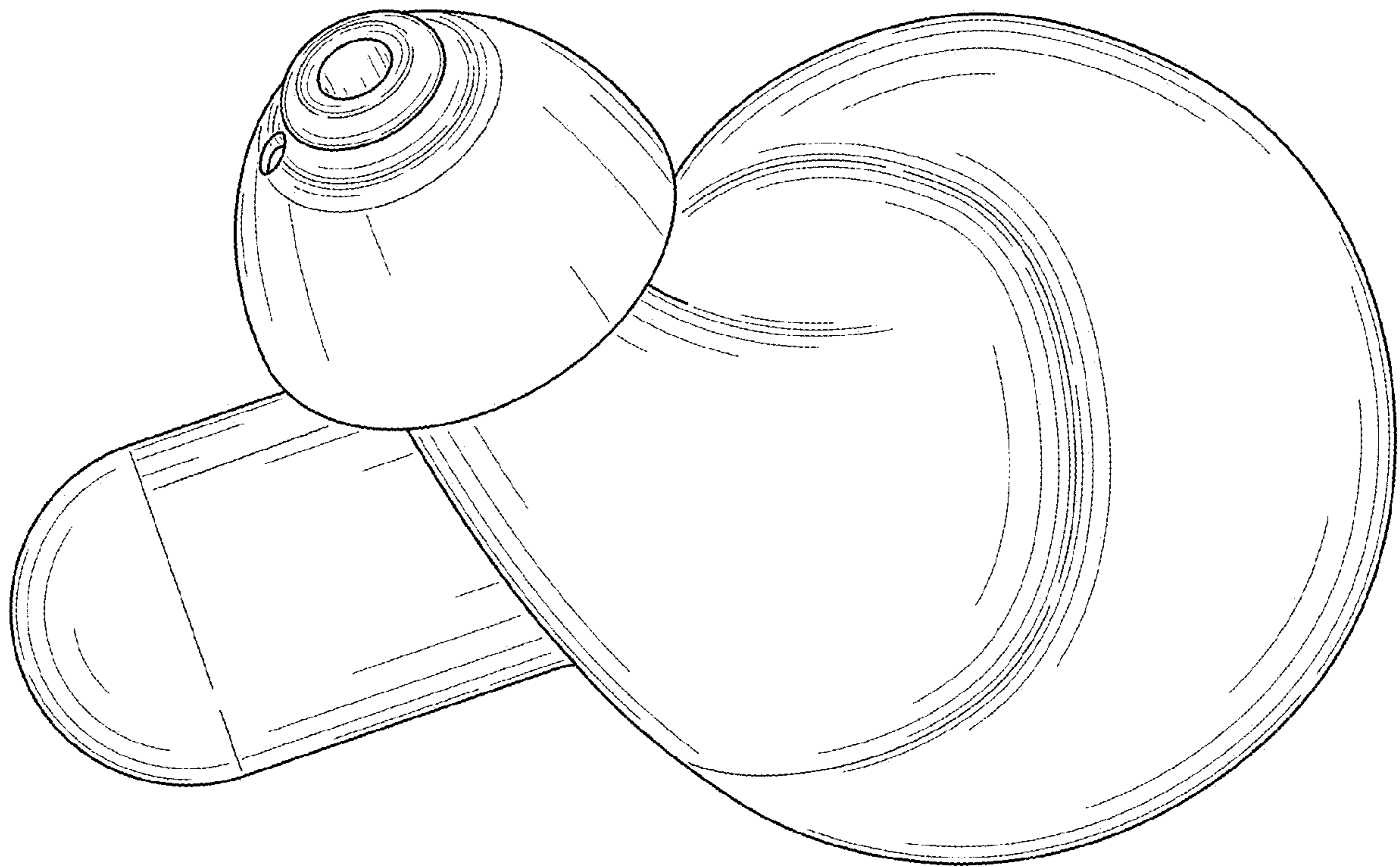


FIG. 14