



US00D997682S

(12) **United States Design Patent** (10) **Patent No.:** **US D997,682 S**
Bunch et al. (45) **Date of Patent:** **** *Sep. 5, 2023**

(54) **TROWEL HANDLE**

FOREIGN PATENT DOCUMENTS

(71) Applicant: **Acufloor, L.L.C.**, North Richland Hills, TX (US)

AU 732071 4/2001
CA 2164065 10/2001
CN 2158902 3/1994

(72) Inventors: **Clinton D. Bunch**, Keller, TX (US);
Joshua A. Bunch, Keller, TX (US)

Primary Examiner — Philip S Hyder
(74) *Attorney, Agent, or Firm* — Scott Griggs; Griggs Bergen LLP

(73) Assignee: **Acufloor, LLC**, North Richland Hills, TX (US)

(57) **CLAIM**

The ornamental design for a trowel handle, as shown and described.

(*) Notice: This patent is subject to a terminal disclaimer.

DESCRIPTION

(**) Term: **15 Years**

The present application contains subject matter related to the following co-pending applications: (1) U.S. application Ser. No. 17/938,306 entitled "Hand Trowel and Hand Trowel Handle for Use With the Same" and filed on Oct. 5, 2022 in the names of Clinton D. Bunch et al.; (2) U.S. application Ser. No. 29/867,017 entitled "Trowel Handle" and filed on Oct. 5, 2022 in the names of Clinton D. Bunch et al.; and (3) U.S. application Ser. No. 29/867,019 entitled "Trowel Handle" and filed on Oct. 5, 2022 in the names of Clinton D. Bunch et al.; all of which are hereby incorporated by reference, in entirety, for all purposes.

(21) Appl. No.: **29/867,018**

(22) Filed: **Oct. 5, 2022**

(51) **LOC (14) Cl.** **08-05**

(52) **U.S. Cl.**
USPC **D8/107; D8/45**

(58) **Field of Classification Search**
USPC D8/45, 14, 107, 300
CPC B25G 3/32; B25G 1/102; E04F 21/161; Y10T 16/498; Y10T 16/48
See application file for complete search history.

FIG. 1 is a front perspective view of a trowel handle;
FIG. 2 is a side elevation view of the trowel handle shown in FIG. 1;
FIG. 3 is a side elevation view of the trowel handle shown in FIG. 1;
FIG. 4 is a top plan view of the trowel handle shown in FIG. 1;
FIG. 5 is a bottom plan view of the trowel handle as shown in FIG. 1;
FIG. 6 is a front elevation view of the trowel handle as shown in FIG. 1; and,
FIG. 7 is a rear elevation view of the trowel handle as shown in FIG. 1.

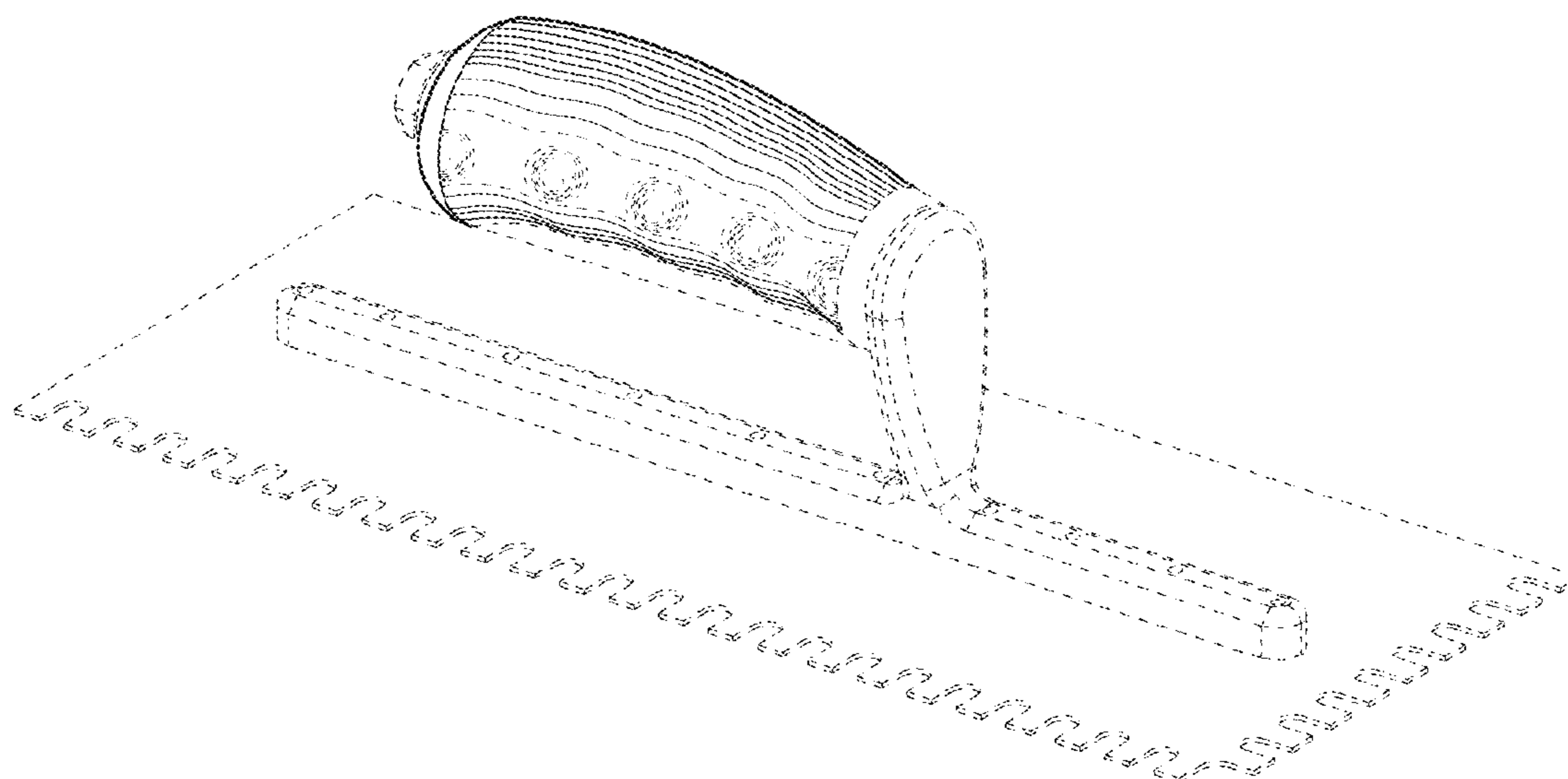
(56) **References Cited**

U.S. PATENT DOCUMENTS

737,831 A	9/1903	Feraud	
747,036 A	12/1903	Bishop	
1,786,043 A	7/1927	Troutner	
2,076,836 A	4/1937	Goldblatt	
2,771,325 A	11/1956	Brunson	
3,095,594 A *	7/1963	Dornbos E04F 21/06 15/235.4
3,146,481 A	9/1964	Chiuchiarelli	
3,166,776 A	1/1965	Selck	

The dashed and dotted lines shown are provided for environmental purposes only and form no part of the claimed design.

1 Claim, 2 Drawing Sheets



(56)

References Cited

U.S. PATENT DOCUMENTS

3,916,472 A 11/1975 Carder
 4,467,492 A * 8/1984 Harrington E04F 21/06
 15/235.4
 4,724,572 A 2/1988 Gringer
 4,817,231 A 4/1989 Ocwieja
 5,303,445 A 4/1994 Meyers
 5,327,612 A 7/1994 Kelsay
 5,406,671 A 4/1995 Green
 5,446,941 A 9/1995 Kelsay
 5,522,111 A * 6/1996 Kelsay B25G 1/10
 16/DIG. 18
 5,547,240 A 8/1996 Hartshorn et al.
 5,713,096 A 2/1998 Kelsay et al.
 6,018,841 A * 2/2000 Kelsay B25G 3/08
 15/235.4
 6,178,586 B1 * 1/2001 Jafarmadar E04F 21/06
 15/235.4
 6,223,384 B1 5/2001 Kuhlen
 6,247,204 B1 6/2001 Hamby et al.
 D519,012 S 4/2006 Miller
 D557,578 S * 12/2007 Miller D8/45

D561,548 S * 2/2008 Martin B25G 3/08
 D8/45
 7,370,384 B2 * 5/2008 Miller E04F 21/162
 15/236.08
 D588,426 S * 3/2009 Martin E04F 21/06
 D8/45
 7,506,398 B2 3/2009 Martin
 7,694,380 B1 4/2010 Meyers
 7,730,575 B2 6/2010 Huang
 D625,572 S * 10/2010 Hoertnagl B25G 3/36
 D8/107
 8,151,404 B1 * 4/2012 Gundlach B25G 3/32
 15/235.4
 8,434,188 B1 * 5/2013 Jimenez E04F 21/16
 15/245.1
 2003/0084545 A1 5/2003 Cheng
 2005/0235447 A1 * 10/2005 Wang E04F 21/161
 15/235.4
 2007/0163067 A1 * 7/2007 Huang B25G 3/32
 15/235.4
 2015/0143650 A1 * 5/2015 Davidian E04F 21/163
 15/144.1
 2017/0073983 A1 * 3/2017 Freudenreich E04F 21/06
 2022/0298809 A1 * 9/2022 Bongiovanni B25G 3/36

* cited by examiner

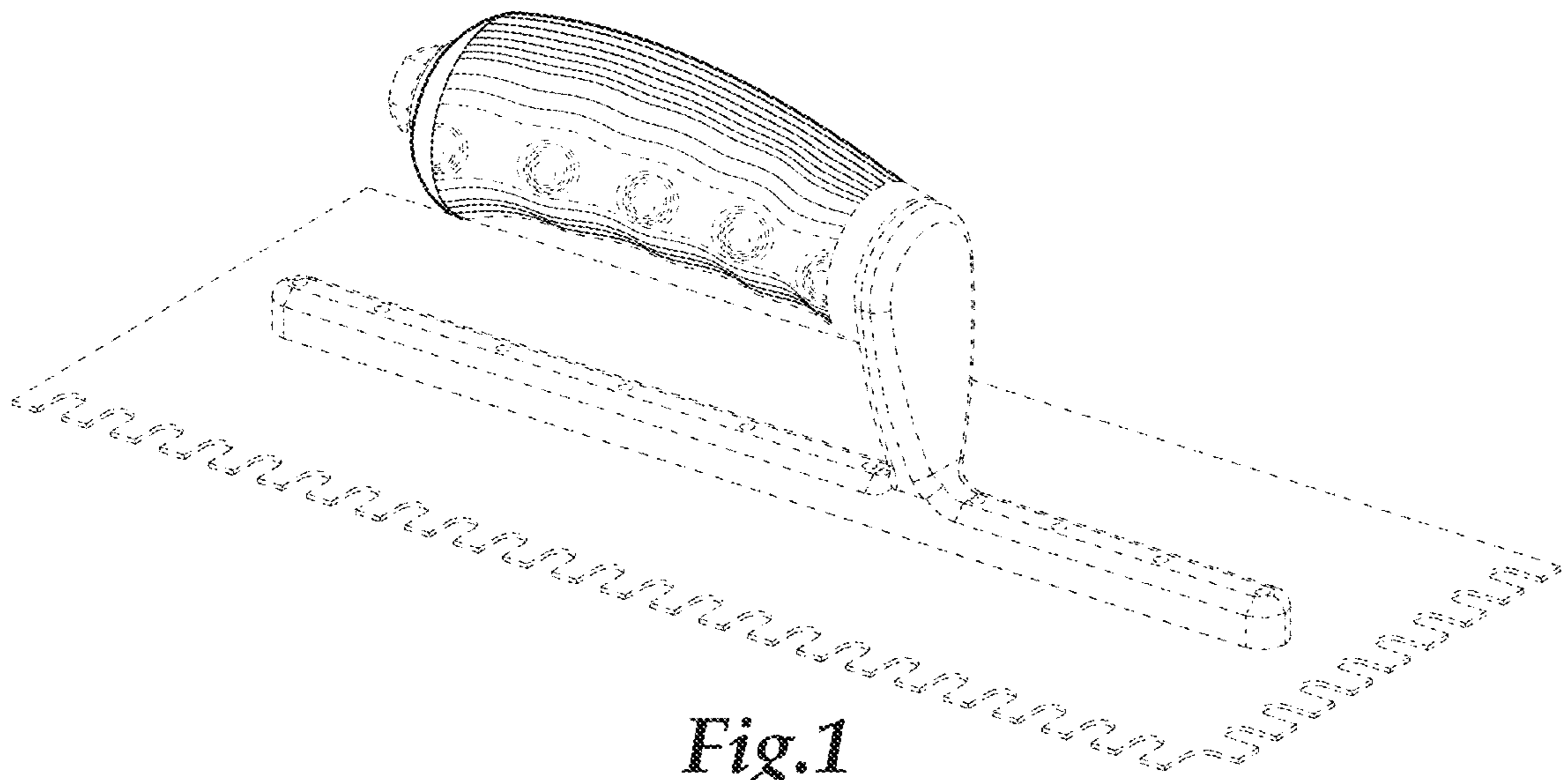


Fig.1

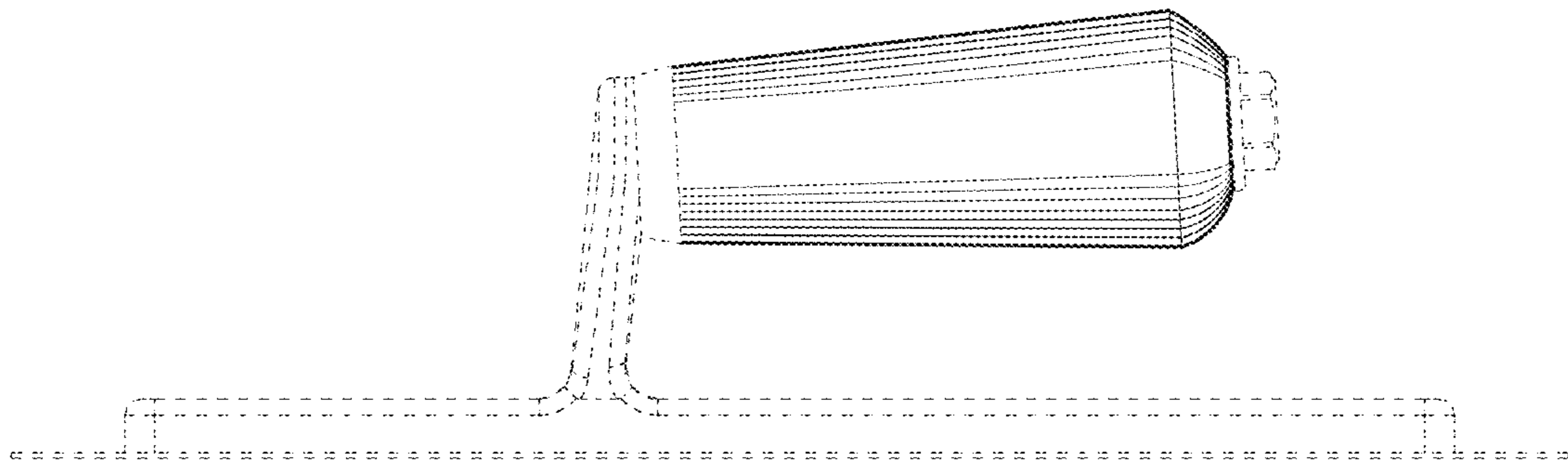


Fig.2

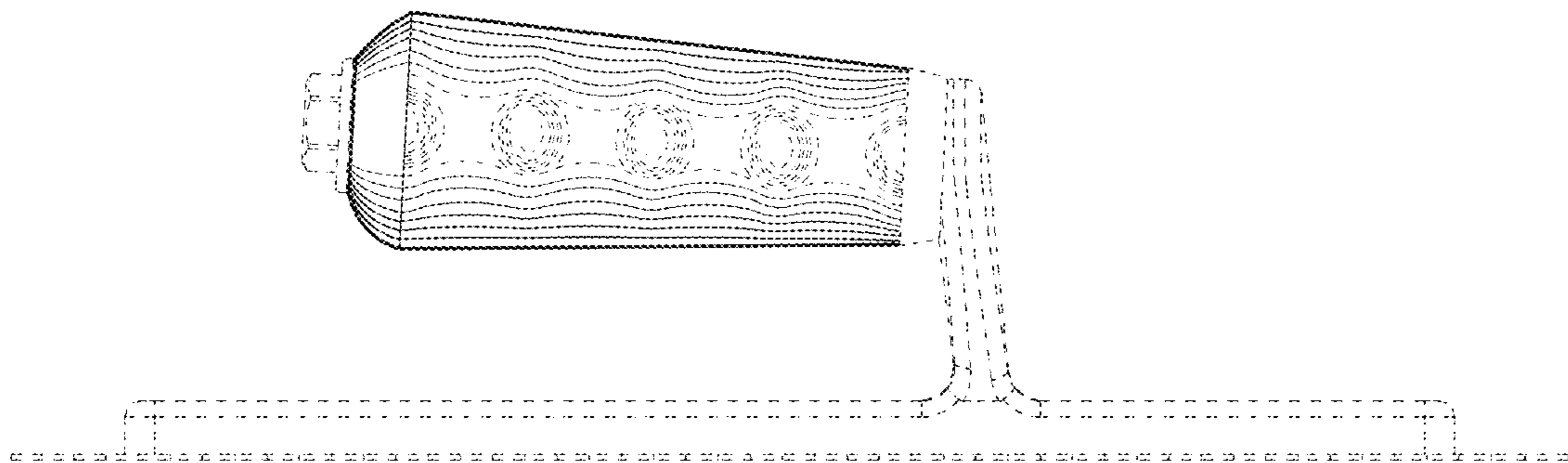


Fig.3

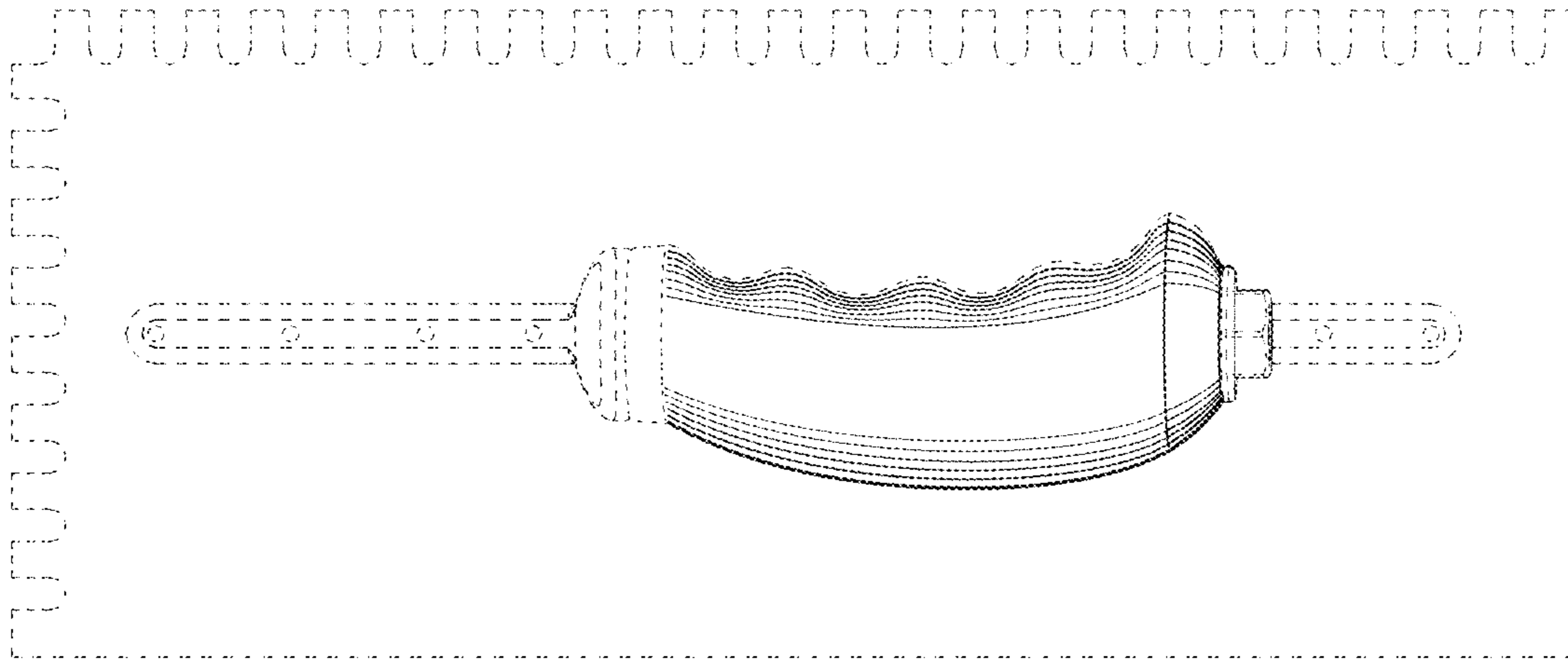


Fig.4




Fig.5

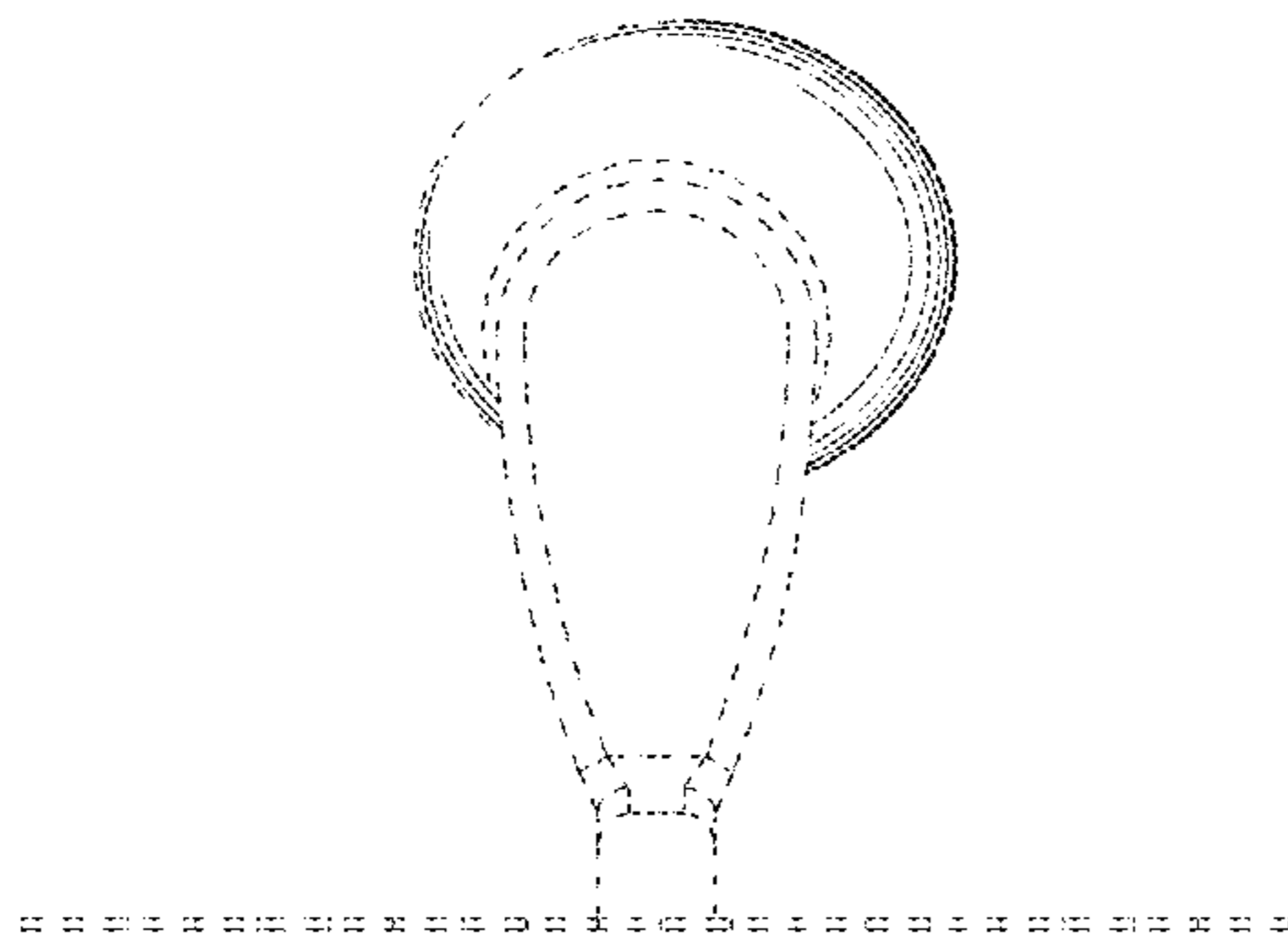


Fig.6

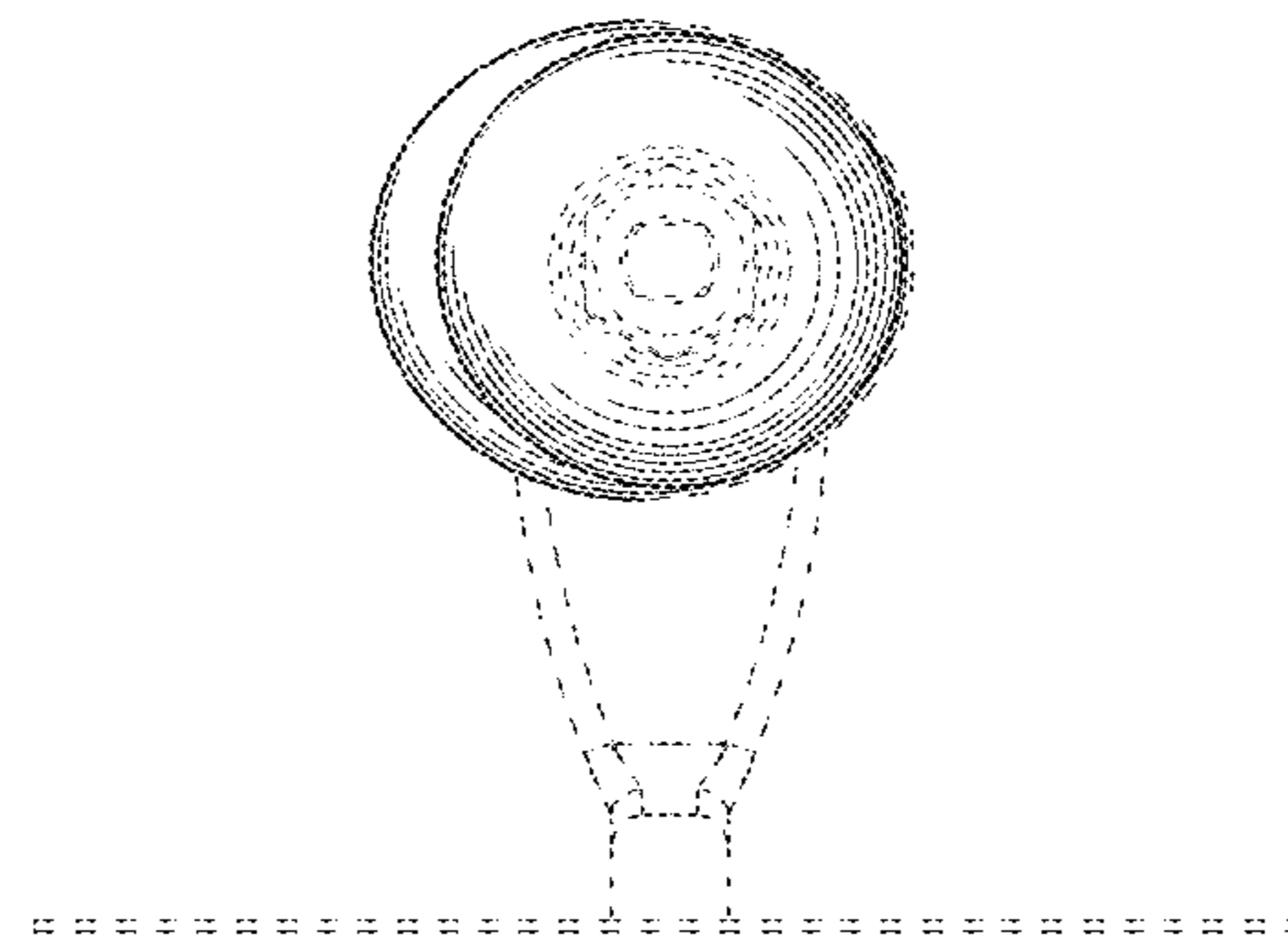


Fig.7