



US00D997067S

(12) **United States Design Patent** (10) **Patent No.:** **US D997,067 S**  
**Heilaneh et al.** (45) **Date of Patent:** **\*\* Aug. 29, 2023**

(54) **VEHICLE MIRROR**

OTHER PUBLICATIONS

- (71) Applicant: **PACCAR Inc**, Bellevue, WA (US)
- (72) Inventors: **Louis Daniel Heilaneh**, Lewisville, TX (US); **Kunjithapadam Raghavendran**, Denton, TX (US); **Jeffrey Paul Smith**, Prosper, TX (US)
- (73) Assignee: **PACCAR Inc**, Bellevue, WA (US)
- (\*\*) Term: **15 Years**
- (21) Appl. No.: **29/848,892**
- (22) Filed: **Aug. 5, 2022**

“T800,” Kenworth Truck Company, 2002, 32-page brochure.

(Continued)

*Primary Examiner* — Katrina A Betton

(74) *Attorney, Agent, or Firm* — Seed IP Law Group LLP

(57) **CLAIM**

The ornamental design for a vehicle mirror, as shown and described.

**DESCRIPTION**

**Related U.S. Application Data**

- (62) Division of application No. 29/752,252, filed on Sep. 25, 2020, now Pat. No. Des. 963,537.
- (51) **LOC (14) Cl.** ..... **12-16**
- (52) **U.S. Cl.**  
USPC ..... **D12/187**
- (58) **Field of Classification Search**  
USPC ..... D12/188–189, 400; D6/300, 309  
CPC ..... G02B 7/18; G02B 5/08; G02B 7/182  
See application file for complete search history.

FIG. 1 is a perspective view of a vehicle mirror, showing one embodiment of our new design within the environment of a mirror housing.  
 FIG. 2 is a perspective view thereof.  
 FIG. 3 is a front elevational view thereof.  
 FIG. 4 is a right side elevational view thereof.  
 FIG. 5 is a left side elevational view thereof.  
 FIG. 6 is a top plan view thereof.  
 FIG. 7 is a bottom plan view thereof.  
 FIG. 8 is a perspective view of a vehicle mirror, showing another embodiment of our new design within the environment of a mirror housing which is a mirror image of the vehicle mirror shown in FIGS. 1-7.  
 FIG. 9 is a perspective view thereof.  
 FIG. 10 is a front elevational view thereof.  
 FIG. 11 is a left side elevational view thereof.  
 FIG. 12 is a right side elevational view thereof.  
 FIG. 13 is a top plan view thereof; and,  
 FIG. 14 is a bottom plan view thereof.  
 Stippling in the drawings represents the three-dimensional contours of the design, and is not intended to indicate surface decoration. The broken lines shown in the drawings depict portions of the vehicle mirror that form no part of the claimed design.

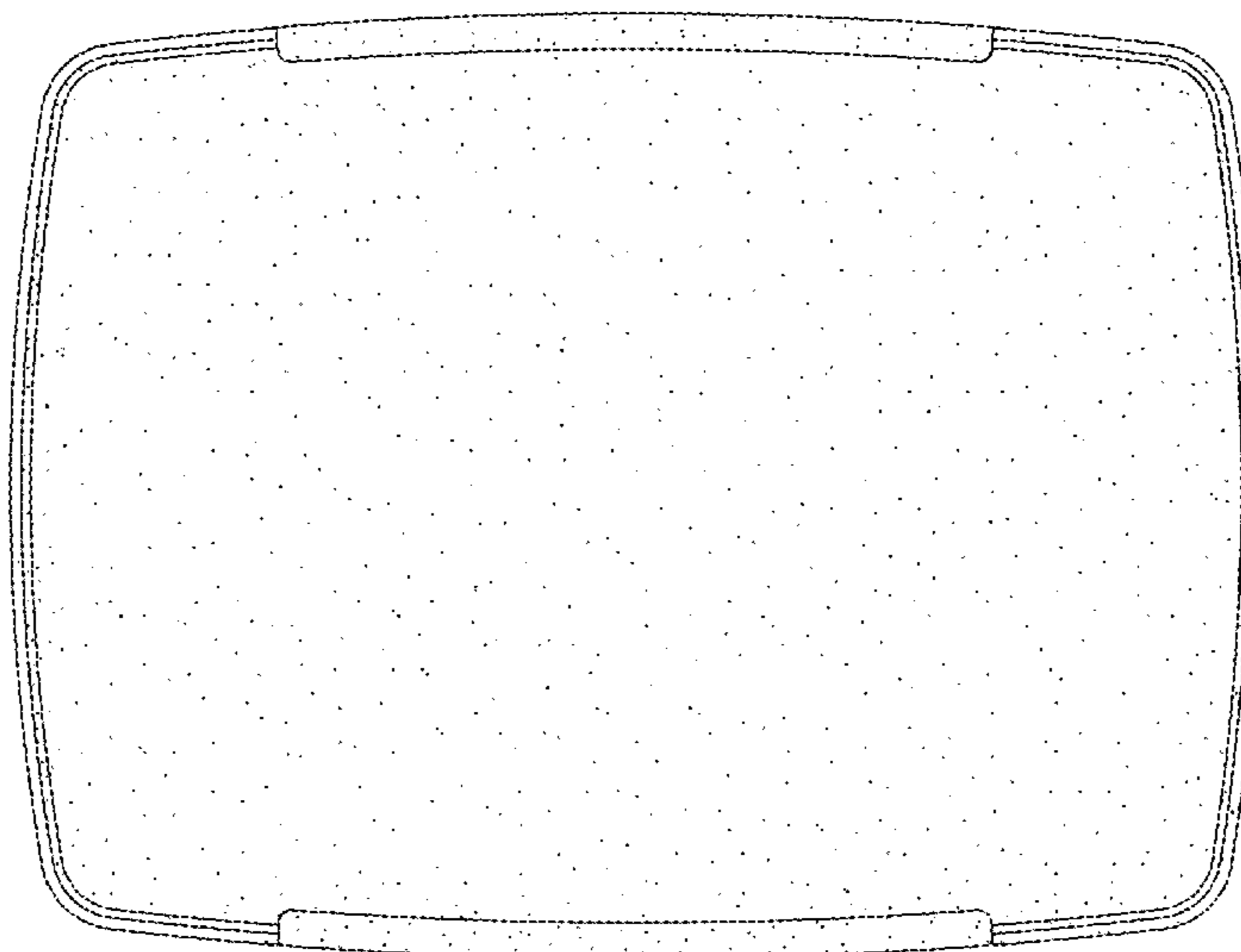
(56) **References Cited**

U.S. PATENT DOCUMENTS

D325,017 S	*	3/1992	Richardson	.....	D12/187
D575,710 S		8/2008	Zimmer et al.		
D690,635 S	*	10/2013	Hovind	.....	D12/187
D696,170 S		12/2013	Ito et al.		
D702,609 S		4/2014	Hovind et al.		
D702,610 S	*	4/2014	Hall	.....	D12/187
D791,658 S		7/2017	Ito et al.		
D798,209 S		9/2017	Tseng		
D798,782 S		10/2017	Tseng		
D815,577 S		4/2018	Chiang		
D842,783 S	*	3/2019	Miyazawa	.....	D12/187
D889,339 S		7/2020	Chen et al.		

(Continued)

**1 Claim, 14 Drawing Sheets**



(56)

References Cited

U.S. PATENT DOCUMENTS

D909,939 S	2/2021	Von Holzhausen et al.	
D914,563 S	3/2021	Triebold	
D930,534 S	9/2021	He	
D930,535 S	9/2021	He	
D932,403 S	10/2021	Jenkins et al.	
D942,909 S *	2/2022	Kim .....	D12/187
D944,166 S *	2/2022	Cowan .....	D12/187
D949,763 S *	4/2022	Han .....	D12/187
D955,947 S *	6/2022	Medina .....	D12/187
D955,948 S *	6/2022	Hovind .....	D12/187
D961,472 S *	8/2022	He .....	D12/187
D963,537 S *	9/2022	Heilaneh .....	D12/187
D974,255 S *	1/2023	Jia .....	D12/187
D974,256 S *	1/2023	Yang .....	D12/187

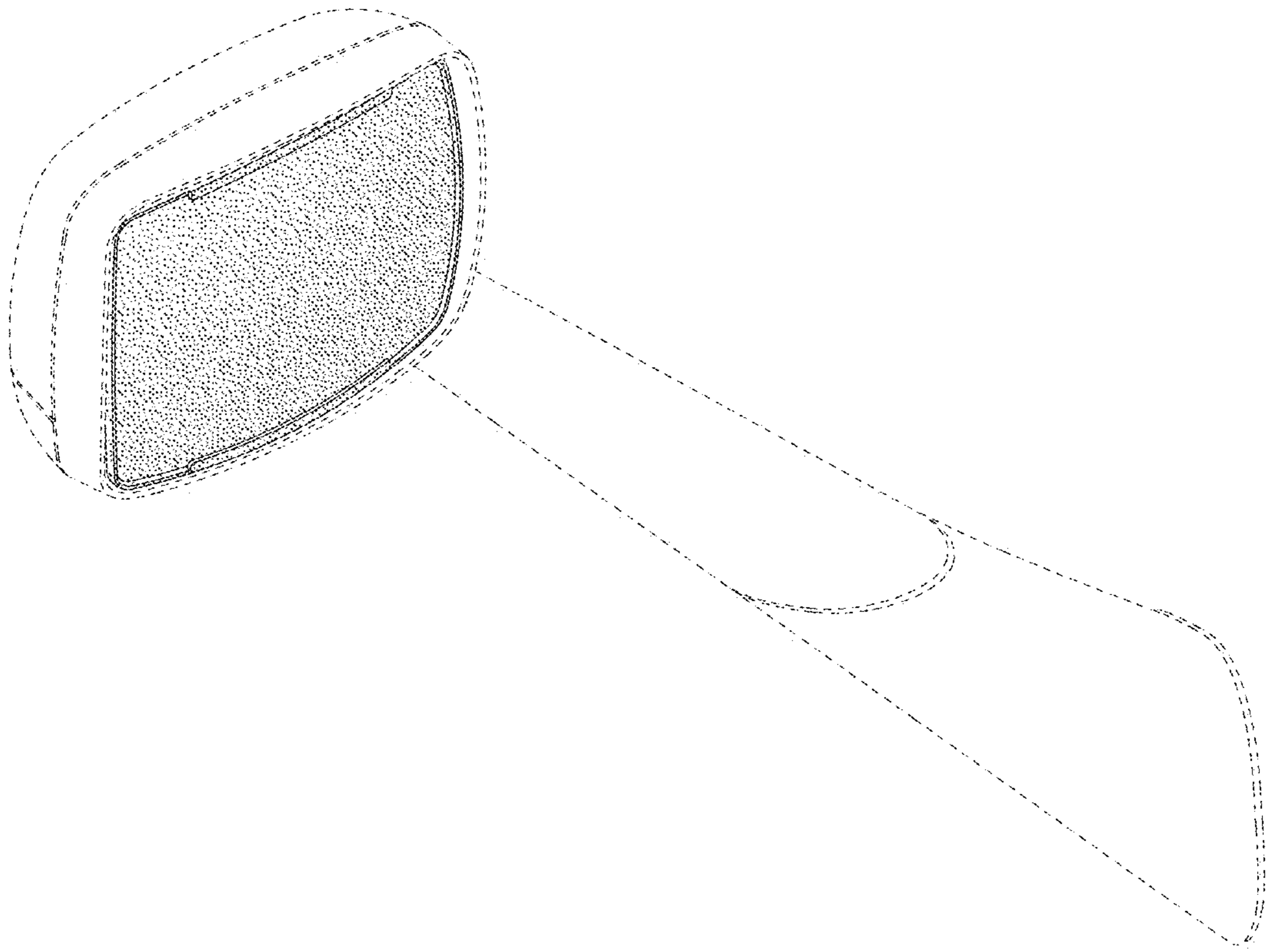
OTHER PUBLICATIONS

“T800,” Kenworth Truck Company, 2003, 32-page brochure.  
 “T800,” Kenworth Truck Company, 2005, 28-page brochure.  
 “T800,” Kenworth Truck Company, 2009, 28-page brochure.  
 “T800B,” Kenworth Truck Company, 1993, 8-page brochure.  
 Peterbilt Motors Company, “The Working Class,” Sep. 1976, 6-page brochure.  
 “The World’s Best,” Kenworth Truck Company, 1992, 12-page brochure.  
 “W900,” Kenworth Truck Company, 1996, 7-page brochure.  
 “W900,” Kenworth Truck Company, 2002, 32-page brochure.  
 “W900,” Kenworth Truck Company, 2005, 28-page brochure.  
 “W900,” Kenworth Truck Company, 2009, 28-page brochure.  
 Kenworth Truck Company, “W900L AeroCab,” 1994, 2-page brochure.  
 Kenworth Truck Company, “AeroCab,” 1993, 5-page brochure.  
 “AeroCab,” Kenworth Truck Company, as early as 1995, 3-page brochure.  
 “C500B,” Kenworth Truck Company, as early as 1990, 4-page brochure.  
 Peterbilt Motors Company, “Class Pays, Medium Duty,” Sep. 2000, 12-page brochure.  
 “Class Pays, Truck Models,” Peterbilt Motors Company, Mar. 2005, 24-page brochure.  
 “Class Pays,” Peterbilt Motors Company, Nov. 1998, 10-page brochure.  
 Peterbilt Motors Company, “Class Pays,” Sep. 1997, 10-page brochure.  
 “Class Pays, Construction Trucks,” Peterbilt Motors Company, Nov. 2003, 16-page brochure.  
 “Kenworth Truck Models,” Kenworth Truck Company, 2010, 16-page brochure.  
 Peterbilt Motors Company, “Model 330,” Oct. 1997, 3-page brochure.

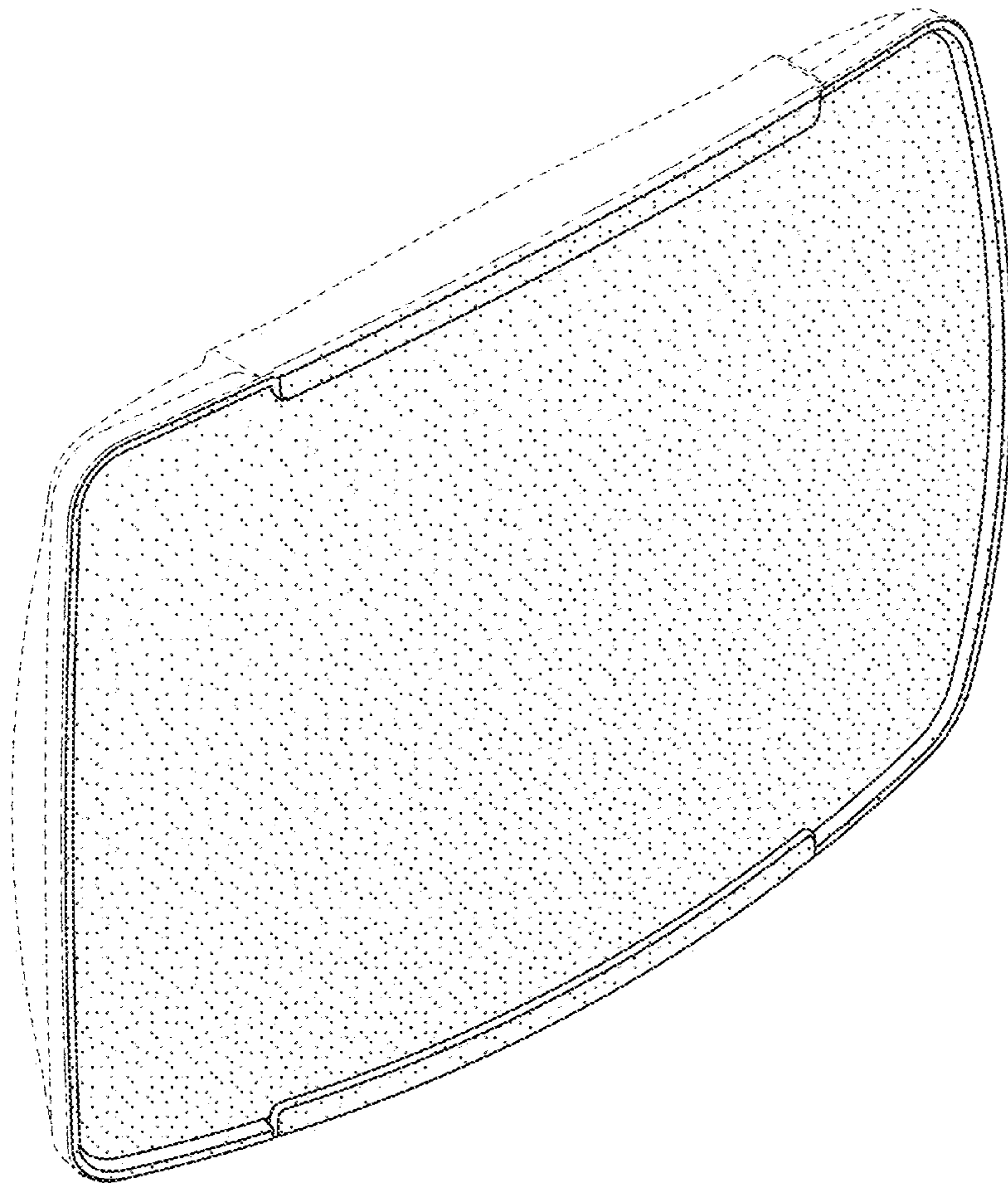
Peterbilt Motors Company, “Model 379,” Apr. 2005, 2-page brochure.  
 Peterbilt Motors Company, “Model 379,” Mar. 1996, 5-page brochure.  
 Peterbilt Motors Company, “Rest with Class,” Apr. 1978, 4-page brochure.  
 “T170 Class 5,” Kenworth Truck Company, 2008, 4-page brochure.  
 “T270 Class 6 and T370 Class 7,” Kenworth Truck Company, 2008, 6-page brochure.  
 “T270 Class 6 and T370 Class 7,” Kenworth Truck Company, 2009, 6-page brochure.  
 “T270 Class 6 and T370 Class 7 Hybrid,” Kenworth Truck Company, 2009, 6-page brochure.  
 “T680,” Kenworth Truck Company, 2013, 34-page brochure.  
 “T680,” Kenworth Truck Company, 2016, 34-page brochure.  
 “T880,” Kenworth Truck Company, 2017, 32-page brochure.  
 “Model 579,” Peterbilt Motors Company, Oct. 2013, 13-page brochure.  
 “Medium Duty,” Peterbilt Motors Company, 2013, 9-page brochure.  
 “On-Highway,” Peterbilt Motors Company, 2013, 13-page brochure.  
 “Vocational,” Peterbilt Motors Company, 2013, 11-page brochure.  
 “T440,” Kenworth Truck Company, 2010, 6-page brochure.  
 “T470,” Kenworth Truck Company, 2010, 6-page brochure.  
 “T470H,” Kenworth Truck Company, 2009, 2-page brochure.  
 “Model 220,” Peterbilt Motors Company, 2019, 2-page brochure.  
 “220EV,” Peterbilt Motors Company, 2020, 5-page brochure.  
 “Model 337,” Peterbilt Motors Company, 2020, 2-page brochure.  
 “Model 389,” Peterbilt Motors Company, 2019, 2-page brochure.  
 “Model 348,” Peterbilt Motors Company, 2019, 2-page brochure.  
 “Model 520,” Peterbilt Motors Company, 2019, 2-page brochure.  
 “Model 567,” Peterbilt Motors Company, 2020, 16-page brochure.  
 “567 Heritage,” Peterbilt Motors Company, 2017, 2-page brochure.  
 “Model 579,” Peterbilt Motors Company, 2019, 28-page brochure.  
 “C500,” Kenworth Truck Company, 2012, 2-page brochure.  
 “T680,” Kenworth Truck Company, 2019, 40-page brochure.  
 “T800,” Kenworth Truck Company, 2012, 28-page brochure.  
 “T440/T470,” Kenworth Truck Company, 2015, 8-page brochure.  
 “K270E/K370E,” Kenworth Truck Company, 2020, 4-page brochure.  
 “T170/T270/T370,” Kenworth Truck Company, 2019, 16-page brochure.  
 “K270/K370,” Kenworth Truck Company, 2014, 12-page brochure.  
 “W990,” Kenworth Truck Company, 2018, 32-page brochure.  
 “T880,” Kenworth Truck Company, 2019, 36-page brochure.  
 “Model 367,” Peterbilt Motors Company, <https://www.peterbilt.com/trucks/vocational/model-367>, retrieved Nov. 20, 2020, 12 pages.  
 “Model 365,” Peterbilt Motors Company, <https://www.peterbilt.com/trucks/vocational/model-365>, retrieved Nov. 20, 2020, 11 pages.  
 “Model 325,” Peterbilt Motors Company, <https://www.peterbilt.com/trucks/medium-duty/model-325>, retrieved Nov. 20, 2020, 12 pages.

\* cited by examiner

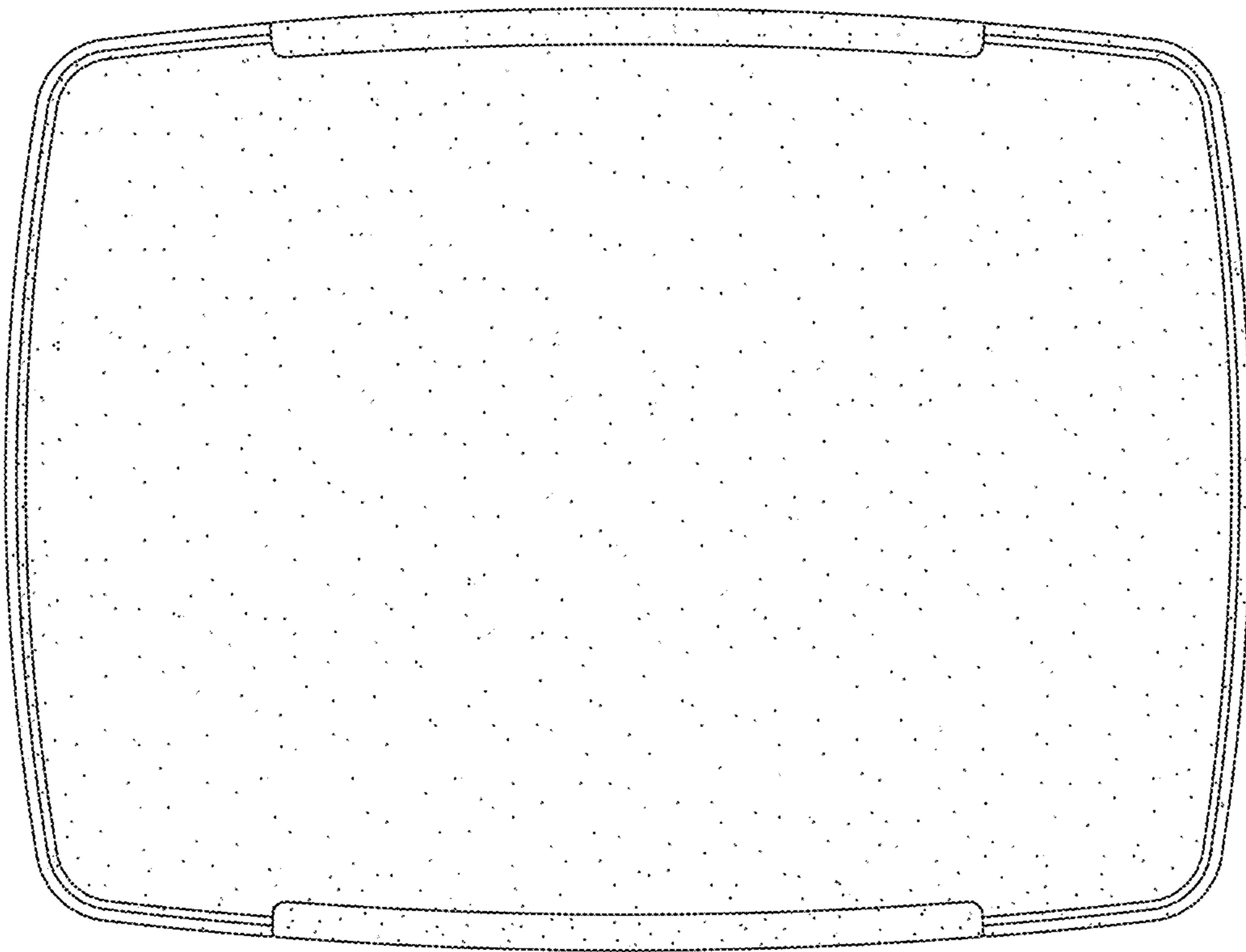




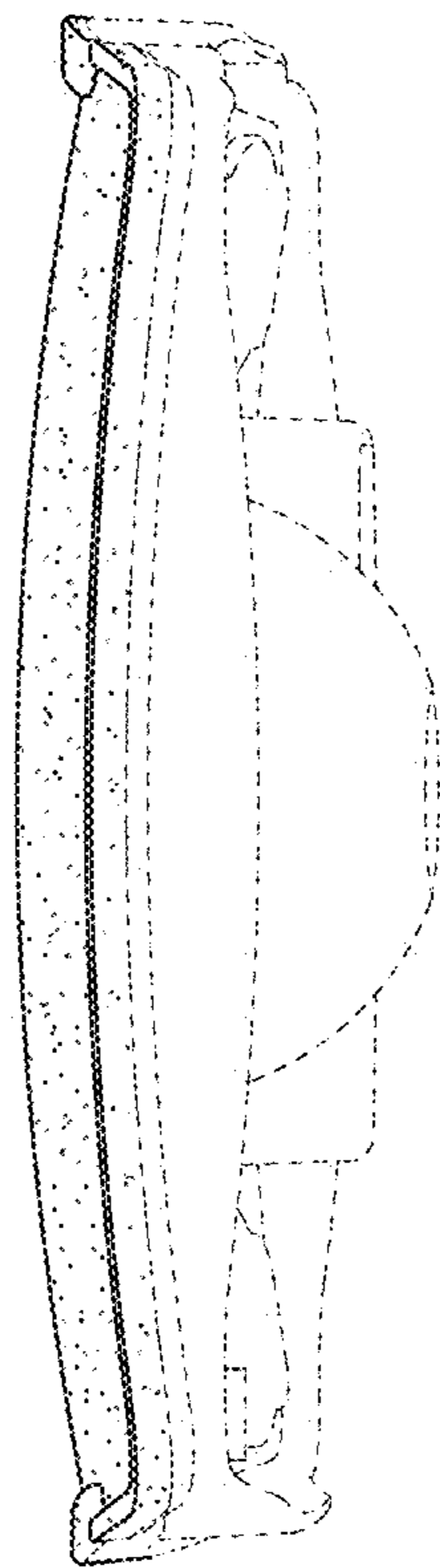
***FIG. 1***



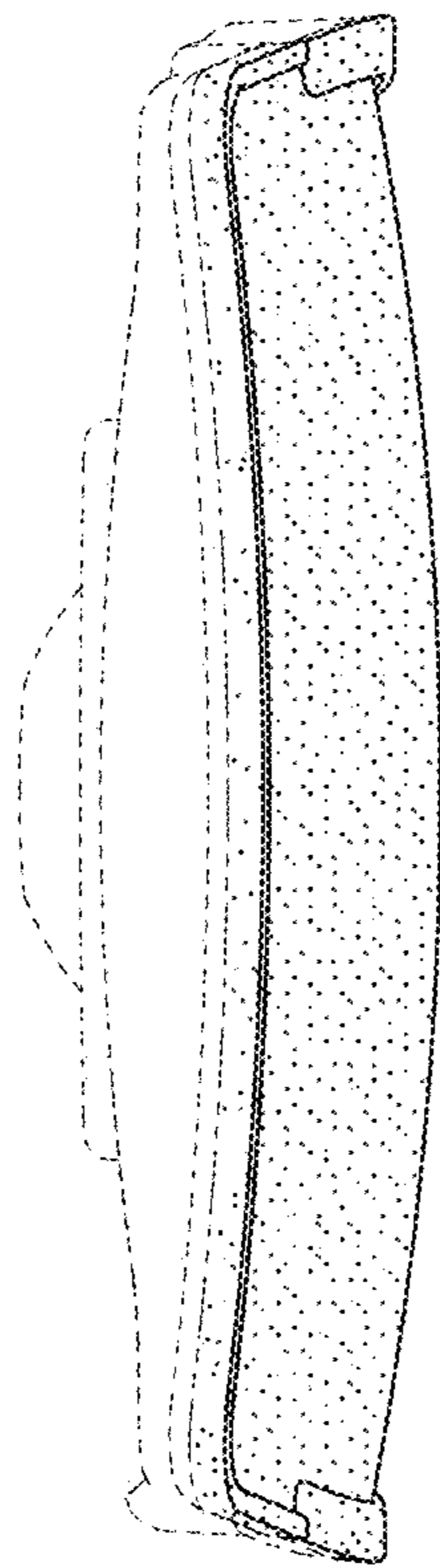
***FIG. 2***



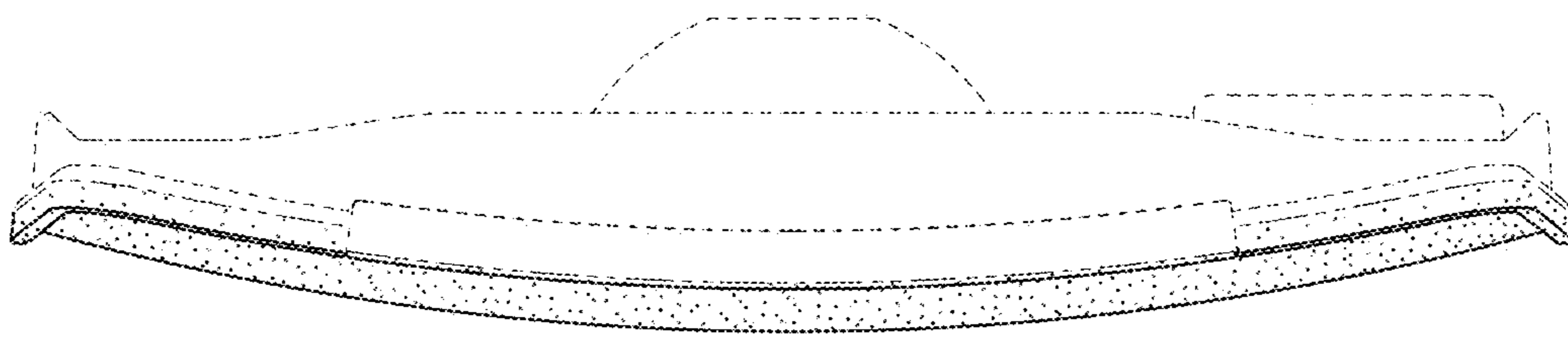
***FIG. 3***



***FIG. 4***

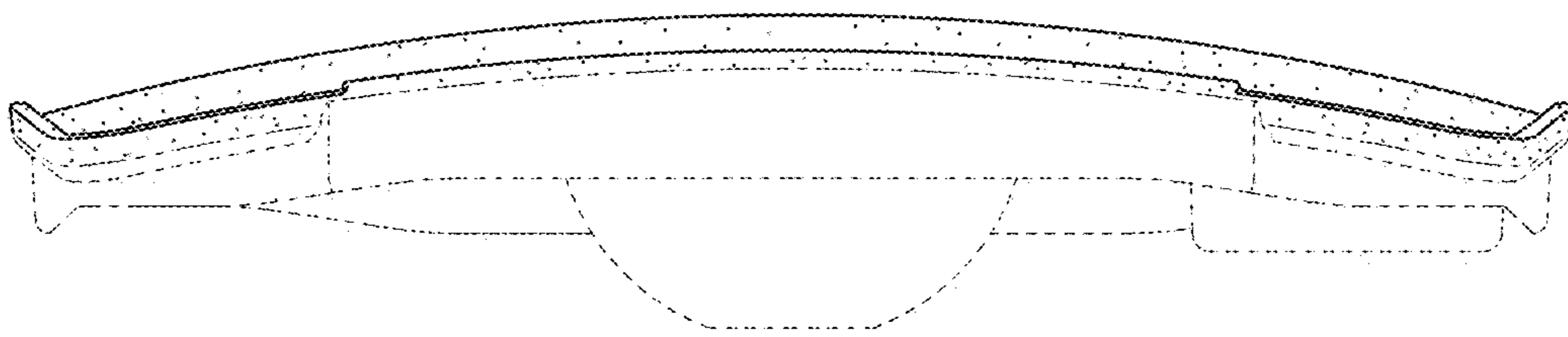


***FIG. 5***

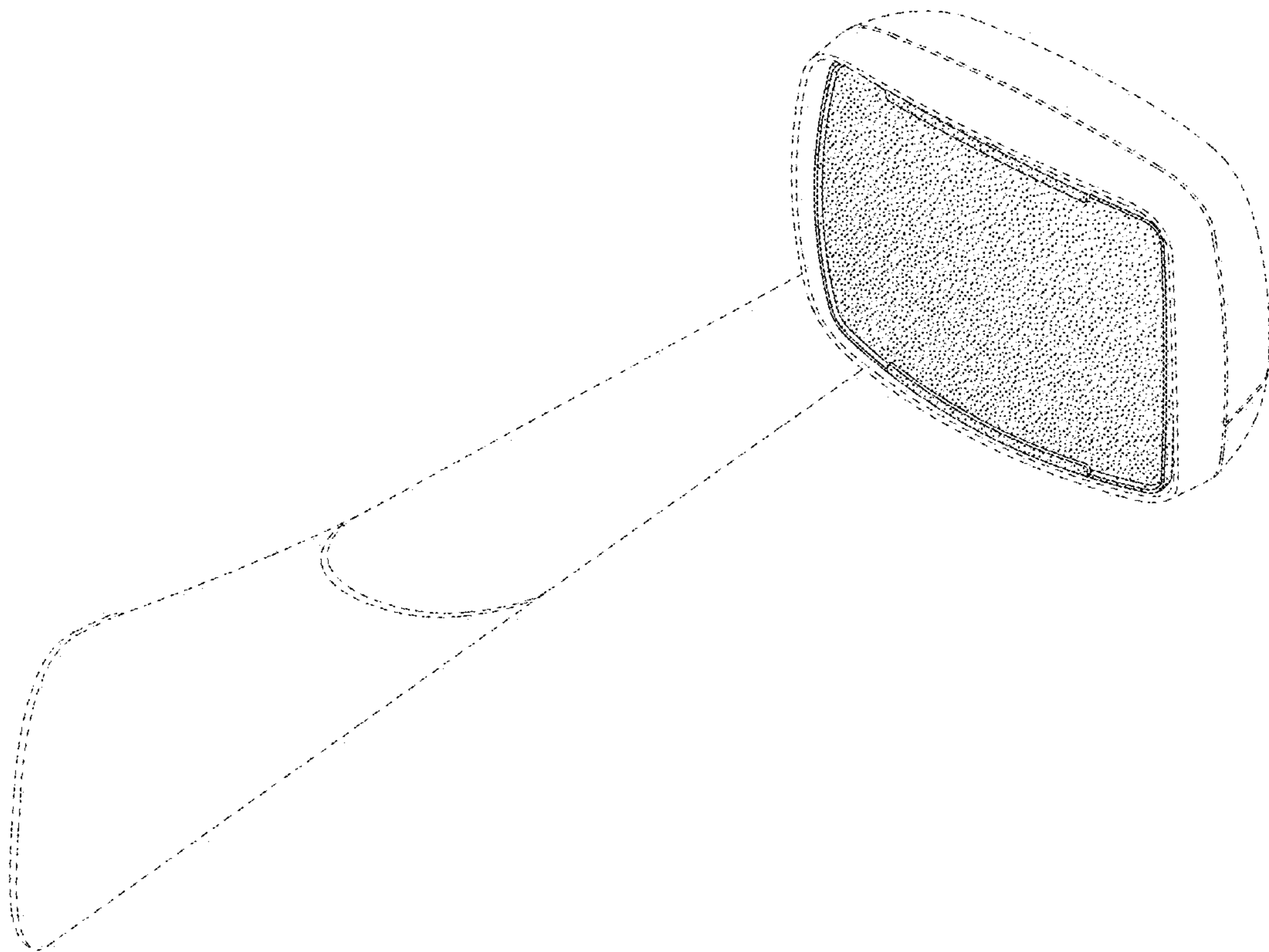


***FIG. 6***

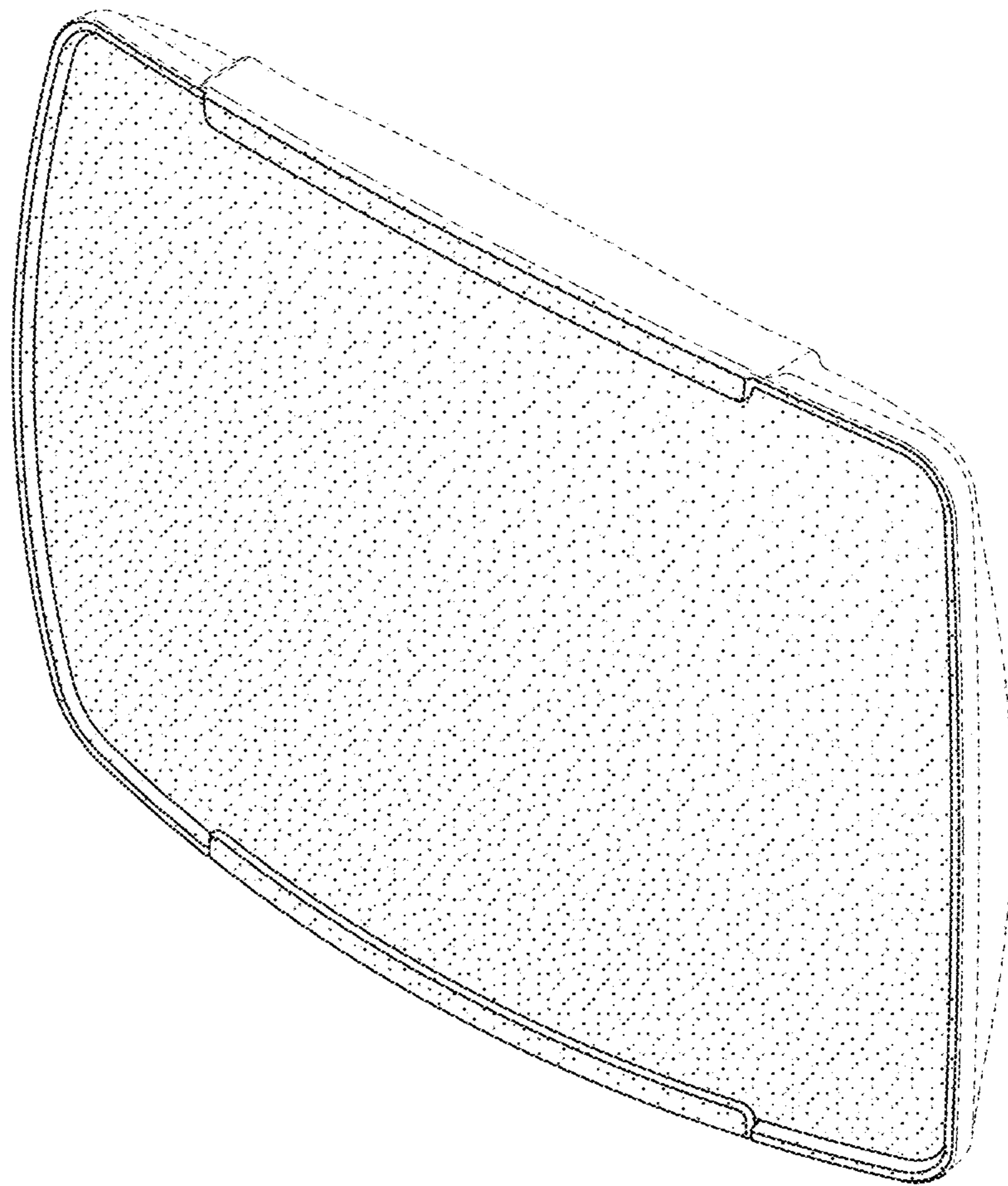




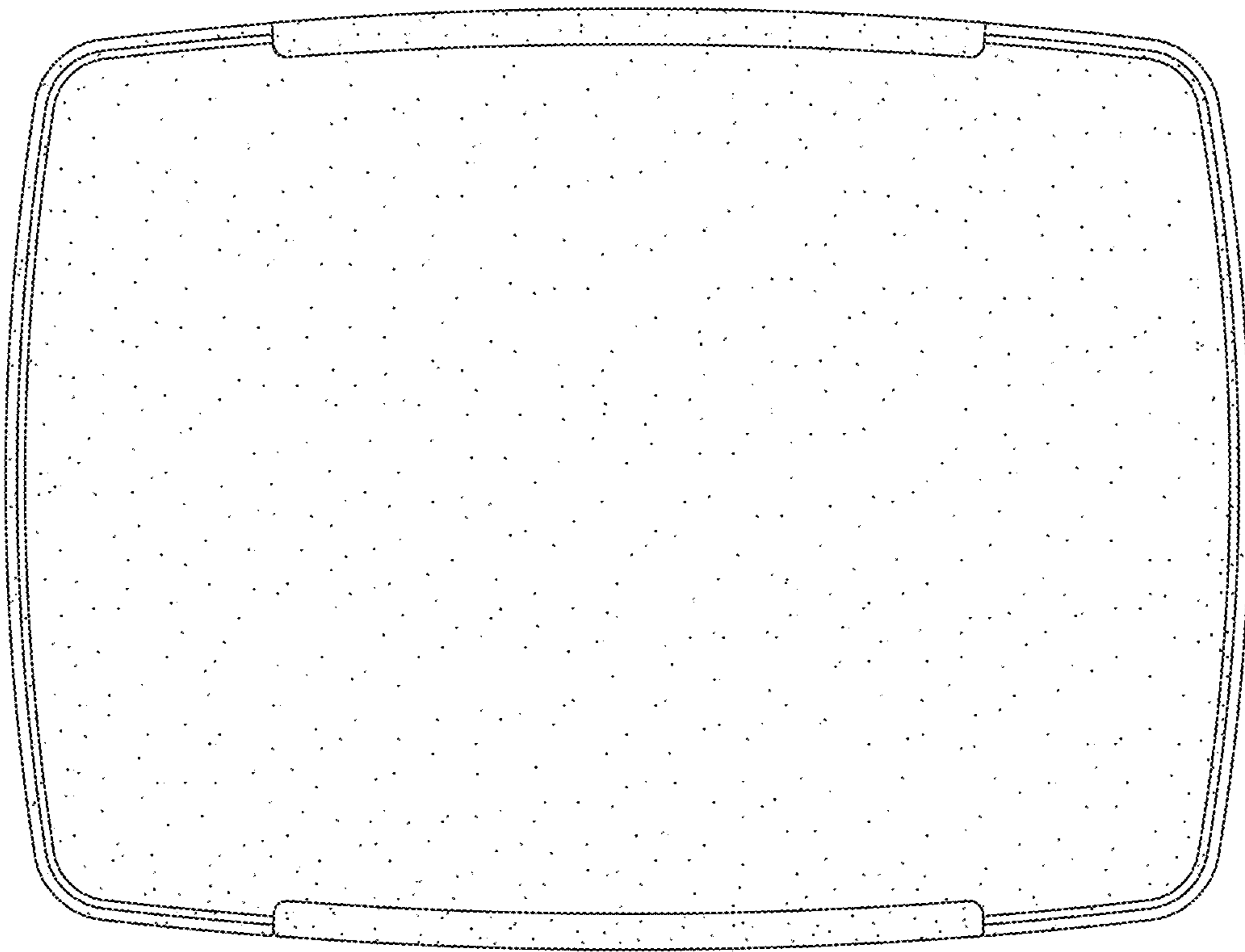
***FIG. 7***




**FIG. 8**



***FIG. 9***

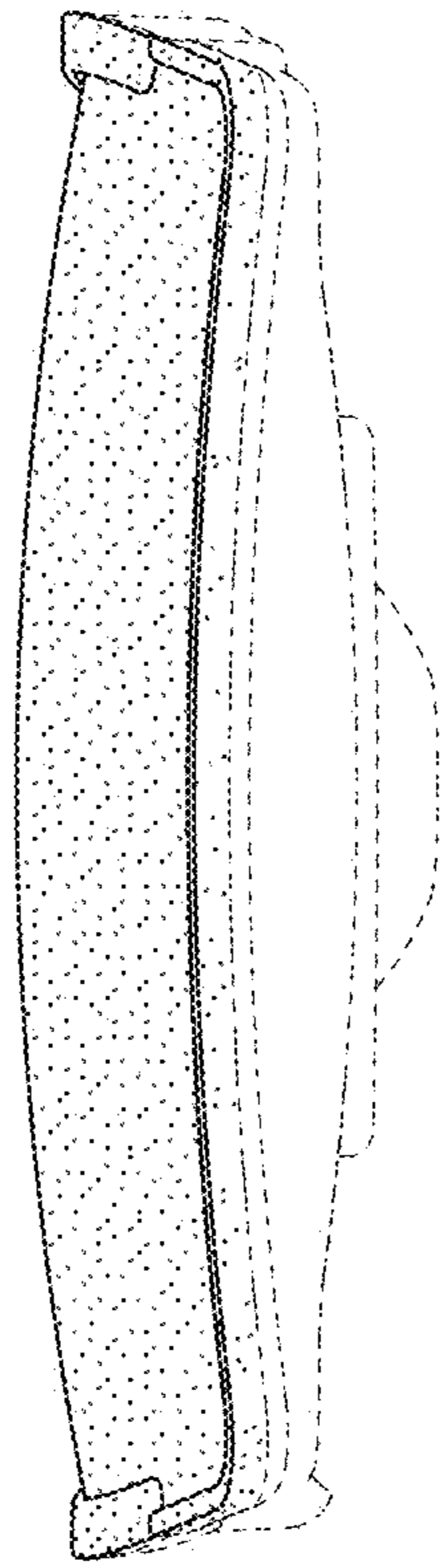


***FIG. 10***

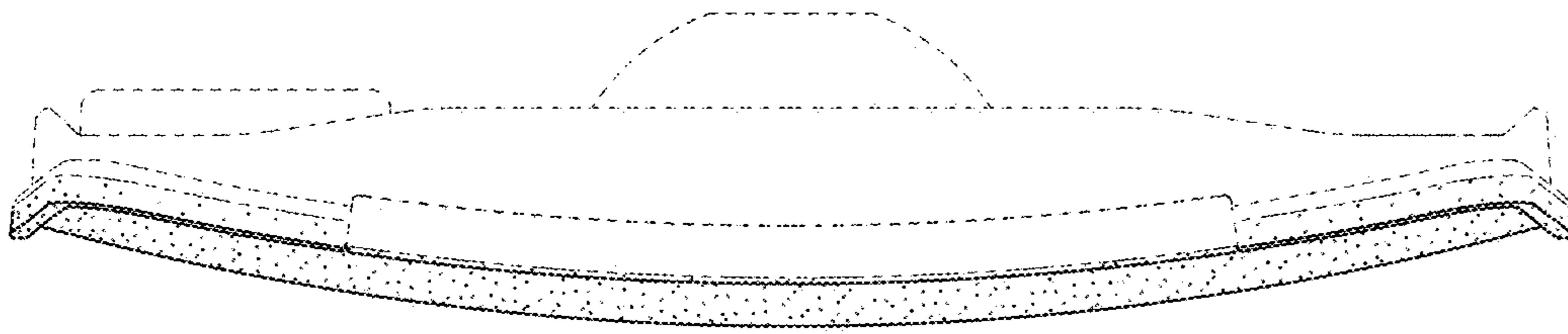


***FIG. 11***

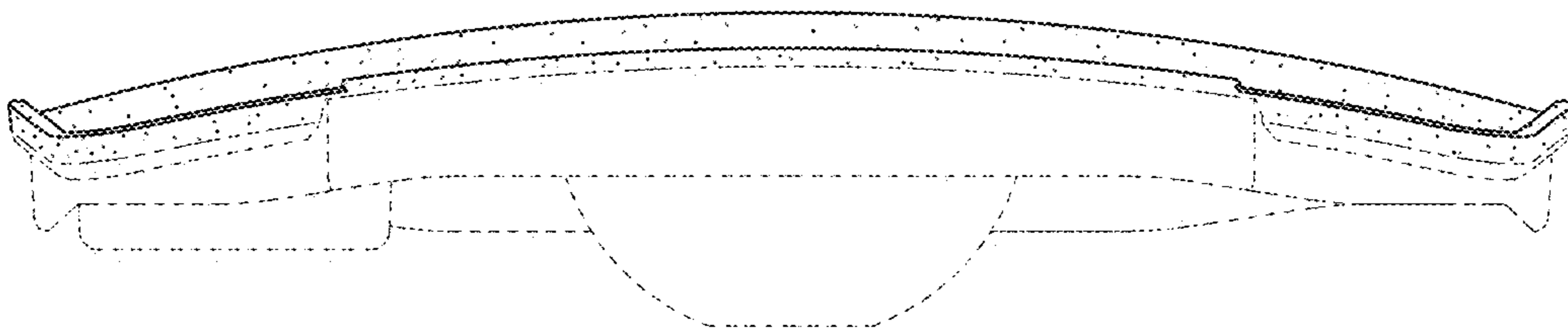




***FIG. 12***



***FIG. 13***



***FIG. 14***