



US00D994287S

(12) **United States Design Patent** (10) **Patent No.:** **US D994,287 S**
Wu (45) **Date of Patent:** **** Aug. 8, 2023**

(54) **PAIR OF SHOES**

(71) Applicant: **Shenzhen Vivaia Technology Co., Ltd,**
Shenzhen (CN)

(72) Inventor: **Jia Wu,** Shenzhen (CN)

(**) Term: **15 Years**

(21) Appl. No.: **29/855,133**

(22) Filed: **Sep. 30, 2022**

(51) **LOC (14) Cl.** **02-04**

(52) **U.S. Cl.**
USPC **D2/899; D2/926; D2/939; D2/946**

(58) **Field of Classification Search**
USPC D2/897, 899, 900, 916–918, 925–942,
D2/946, 969, 971, 972, 976; D5/26, 28
CPC A43B 3/10; A43B 3/101; A43B 23/24;
A43B 1/02; A43B 1/04
See application file for complete search history.

(56) **References Cited**

U.S. PATENT DOCUMENTS

D69,413 S *	2/1926	Rosenbaum	D2/897
D70,670 S *	7/1926	Hoffman	D2/897
D70,671 S *	7/1926	Hoffman	D2/899
D238,216 S *	12/1975	Cohen	D2/897
D592,383 S	5/2009	Wawrousek	
D649,332 S *	11/2011	Bates	D2/897
D809,754 S *	2/2018	Kim	D2/923
D854,796 S	7/2019	Celin et al.	
D874,798 S *	2/2020	Tyumentseva	D2/923
D884,316 S *	5/2020	Belli	D2/939
D884,317 S *	5/2020	Hawthornthwaite	D2/923
D884,319 S *	5/2020	Hawthornthwaite	D2/939
D885,017 S *	5/2020	Hawthornthwaite	D2/939
D905,385 S *	12/2020	Liu	D2/939
D931,580 S *	9/2021	Zeng	D2/939
D936,340 S	11/2021	Celin et al.	
D982,890 S *	4/2023	Huang	D2/971

OTHER PUBLICATIONS

Vanessa Valiente, Best Leopard + Cheetah Flats For Fall, announced Sep. 30, 2022 [online], [site visited Jan. 31, 2023]. Available from internet, URL: <https://vstyleblog.com/cheetah-ballet-flats-at-target/> (Year: 2022).*

* cited by examiner

Primary Examiner — Leanne Was-Englehart

Assistant Examiner — Yelizaveta Y Masalimova

(74) *Attorney, Agent, or Firm* — Jose Cherson Weissbrot

(57) **CLAIM**

The ornamental design for a pair of shoes, as shown and described.

DESCRIPTION

FIG. 1 is a perspective view of the right-footed shoe of a pair of shoes showing my new design;
FIG. 2 is a front view thereof;
FIG. 3 is a back view thereof;
FIG. 4 is a left side view thereof;
FIG. 5 is a right side view thereof;
FIG. 6 is a top view thereof;
FIG. 7 is a bottom view thereof;
FIG. 8 is a perspective view of the left-footed shoe of a pair of shoes showing my new design;
FIG. 9 is a front view thereof;
FIG. 10 is a back view thereof;
FIG. 11 is a left side view thereof;
FIG. 12 is a right side view thereof;
FIG. 13 is a top view thereof;
FIG. 14 is a bottom view thereof;
FIG. 15 is a top view of a pair of shoes showing my new design; and,
FIG. 16 is a perspective view thereof.
The broken lines shown in the drawings depict portions of the pair of shoes that form no part of the claimed design.

1 Claim, 16 Drawing Sheets

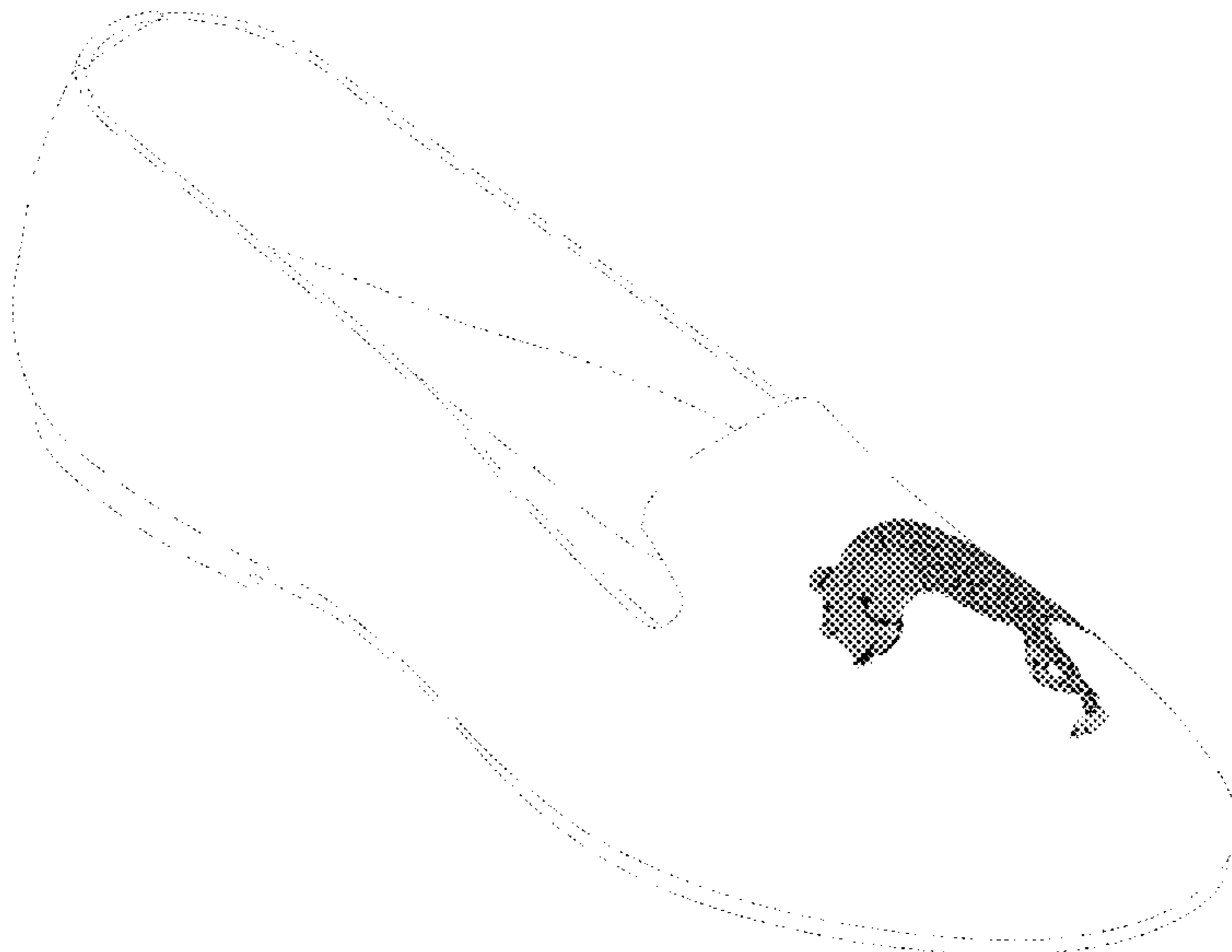




FIG. 1




FIG. 2

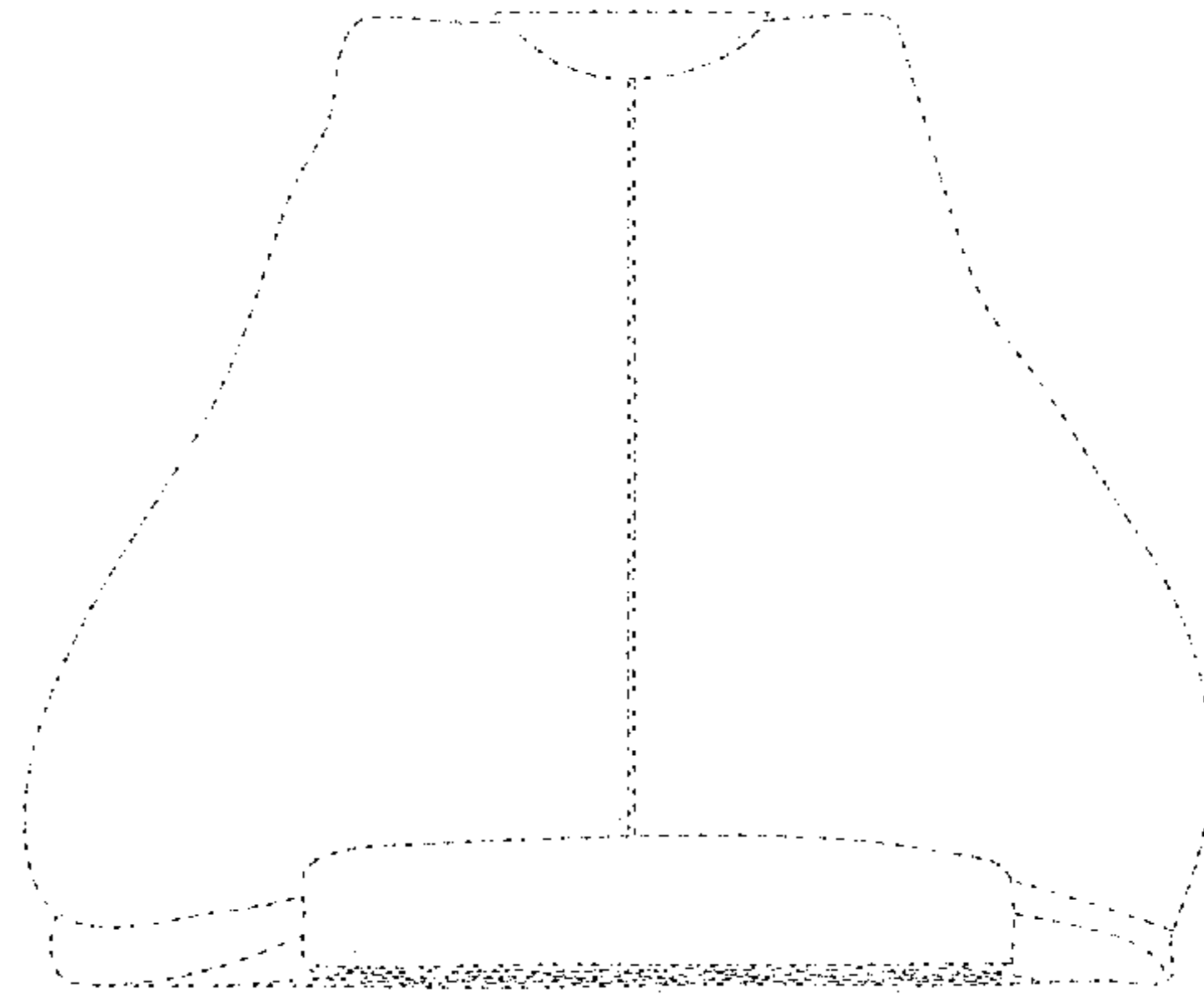


FIG. 3



FIG. 4

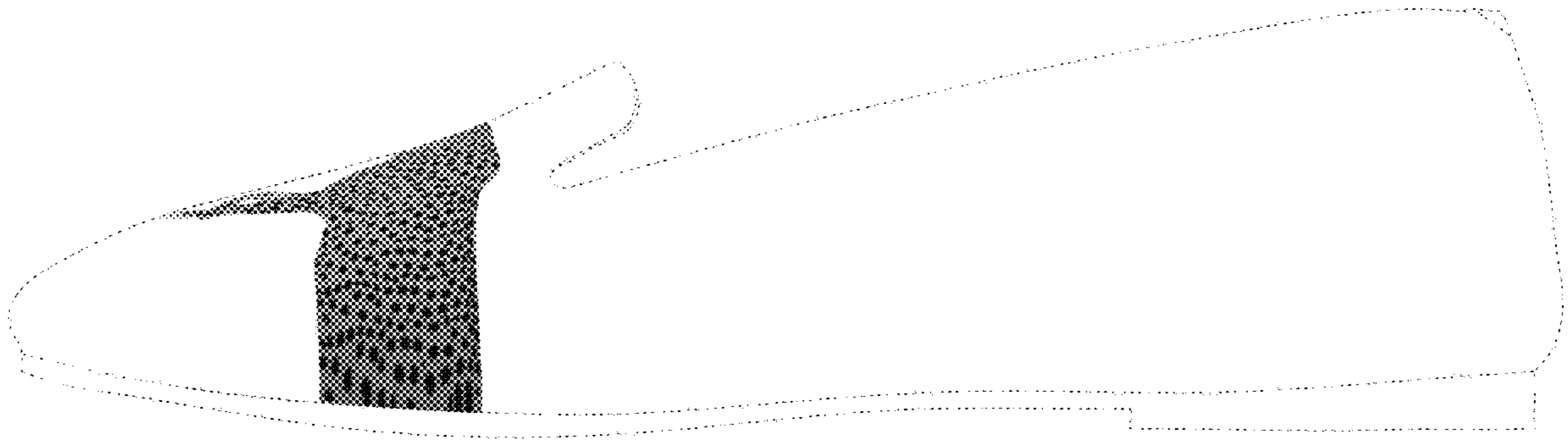


FIG. 5

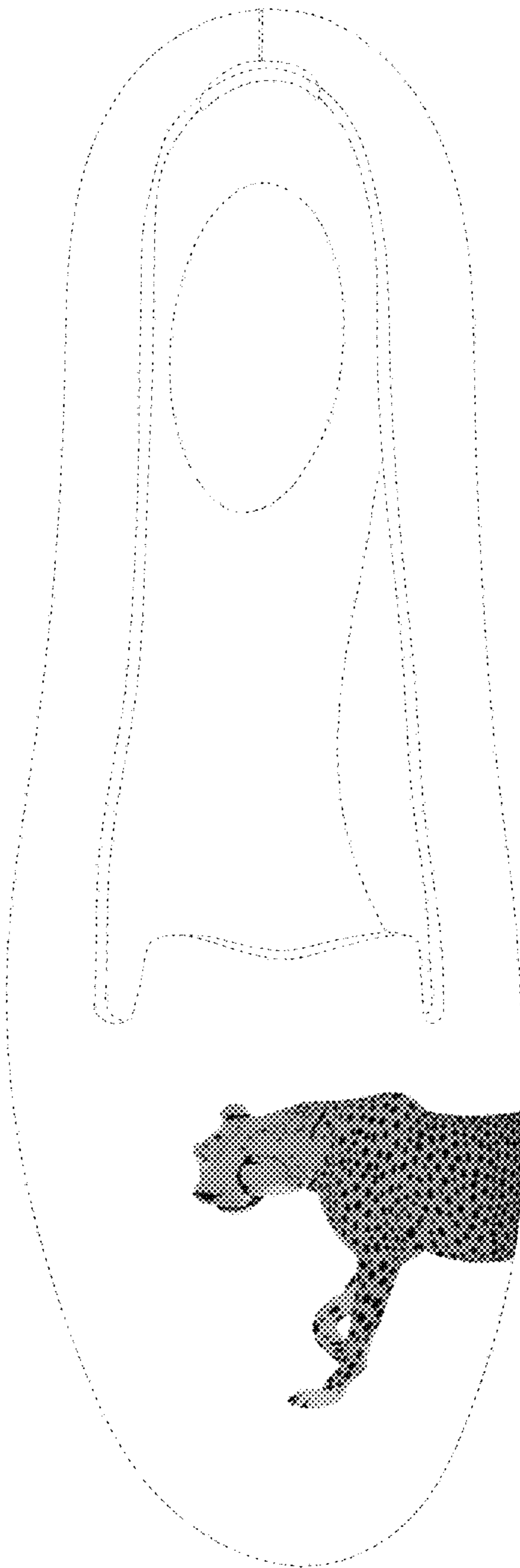


FIG. 6

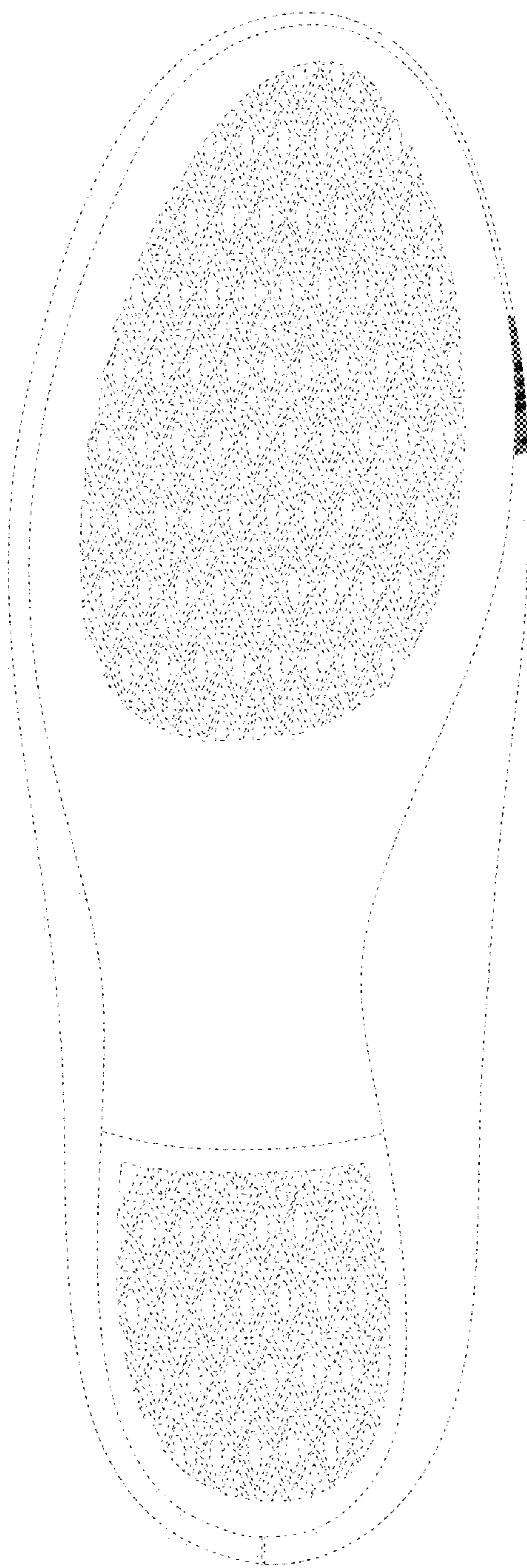


FIG. 7




FIG. 8

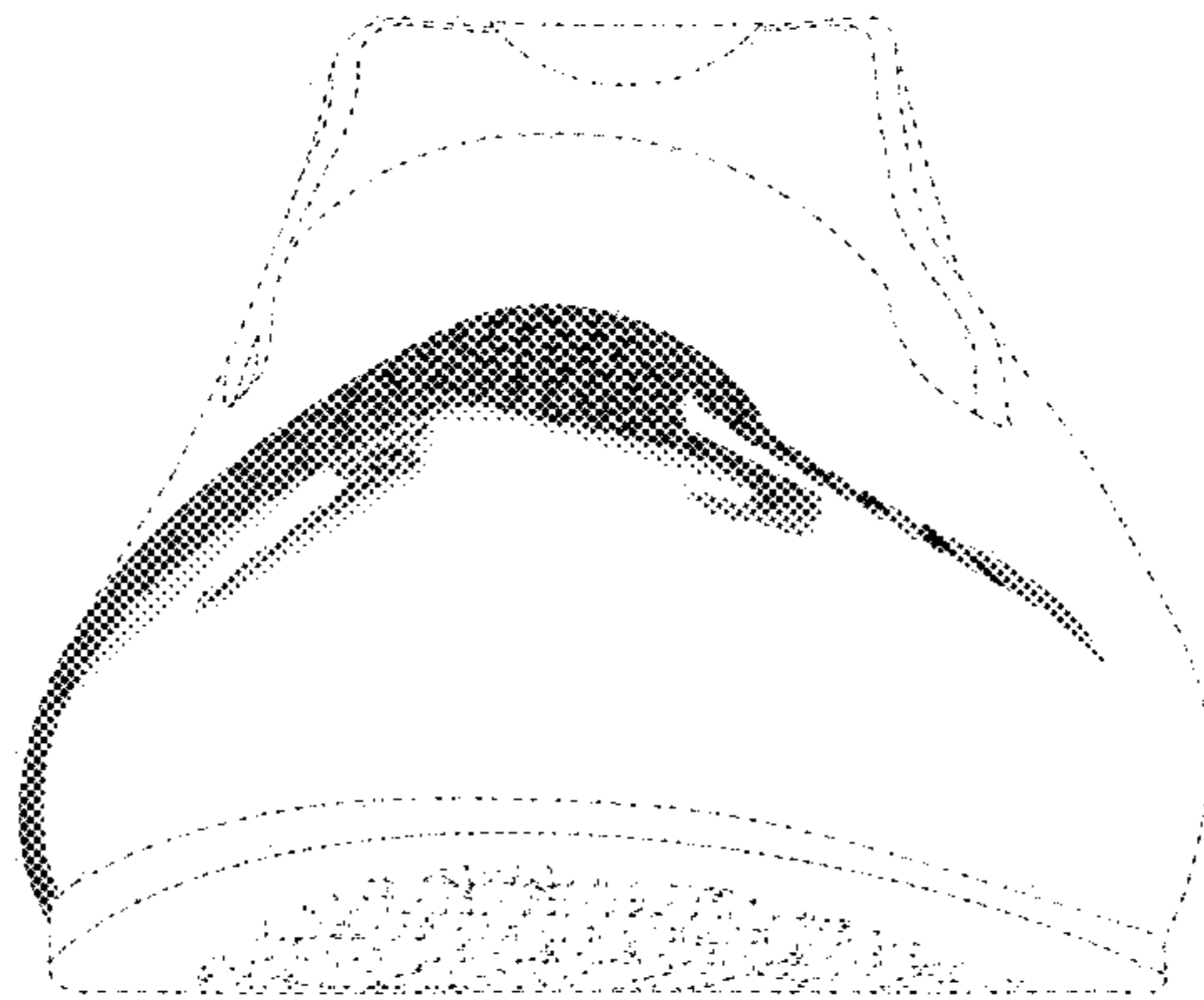


FIG. 9

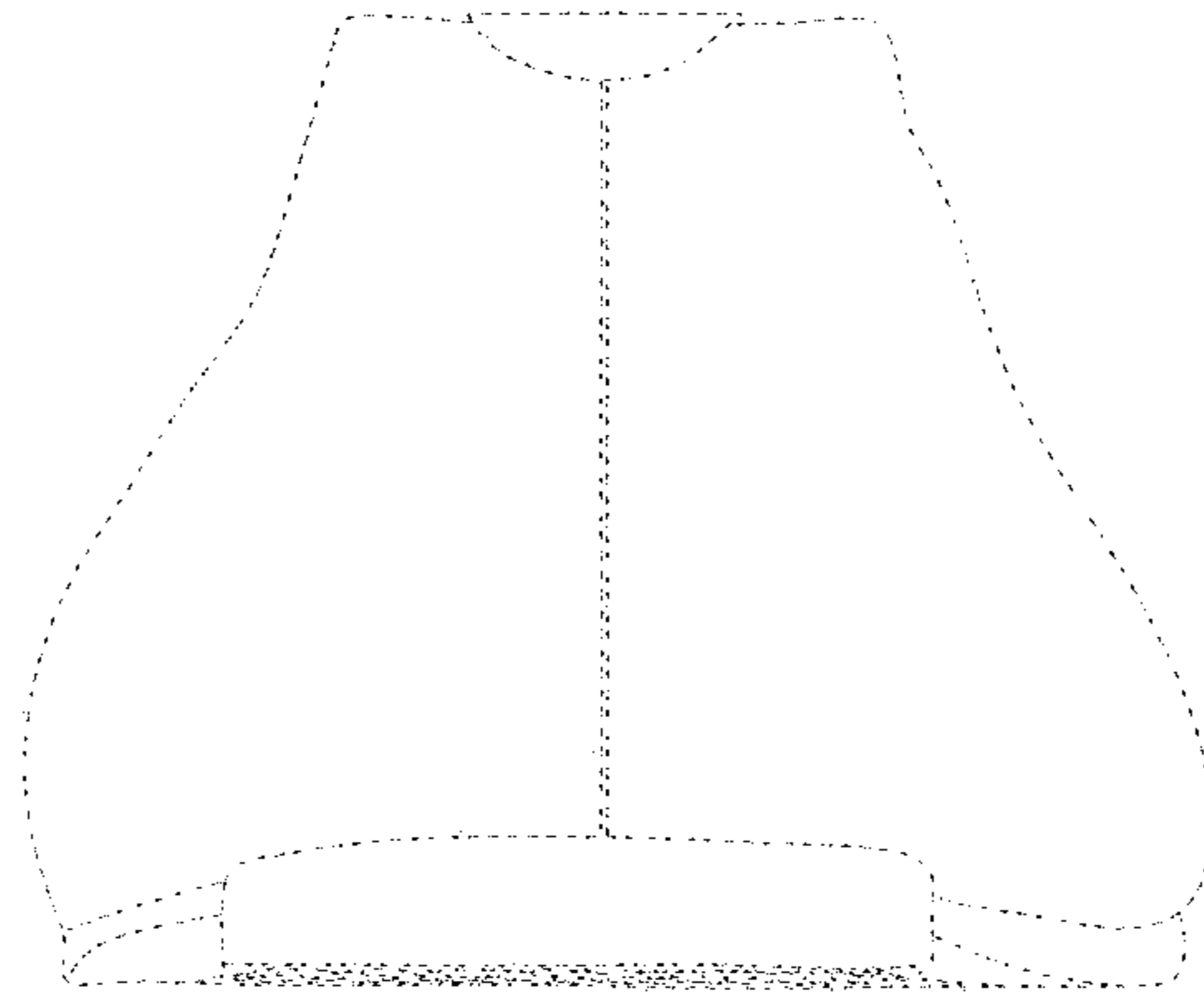


FIG. 10



FIG. 11

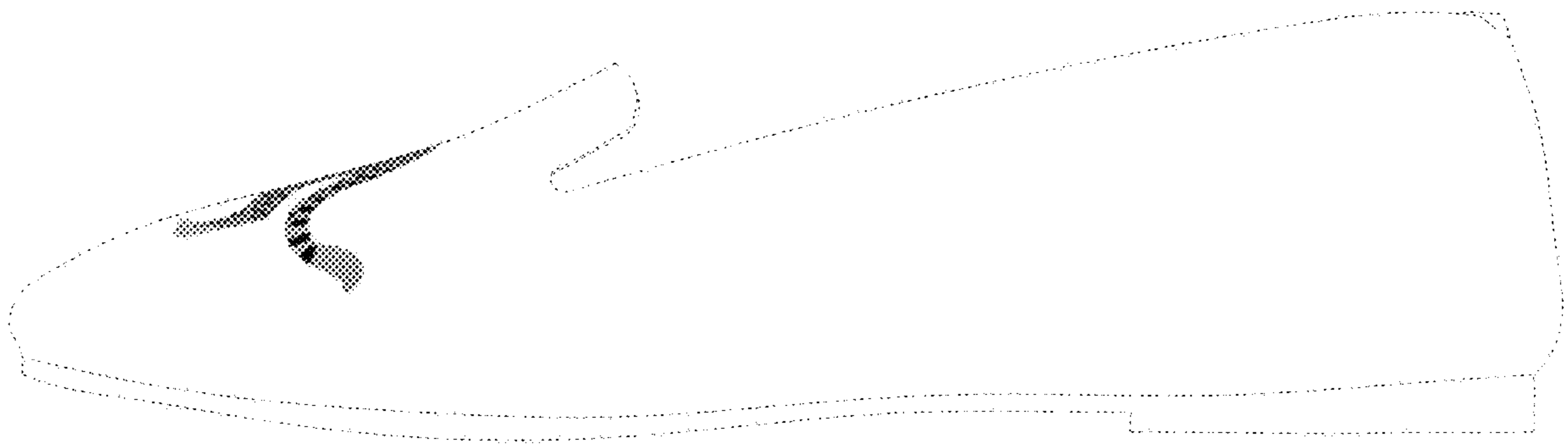


FIG. 12

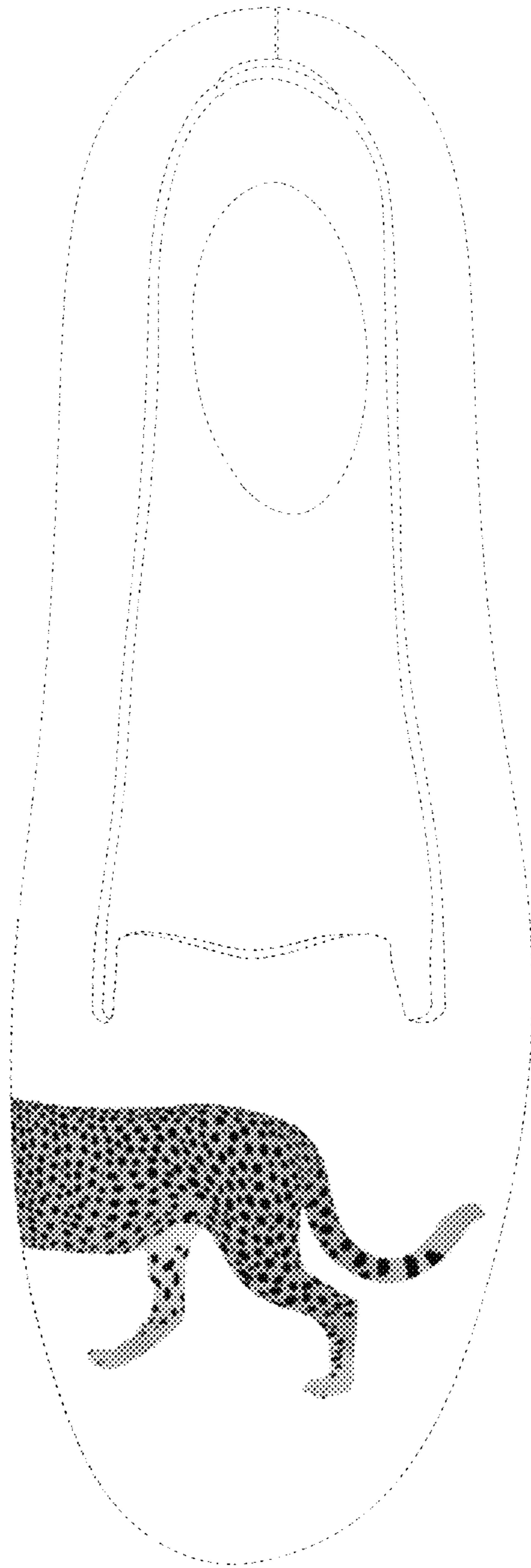


FIG. 13

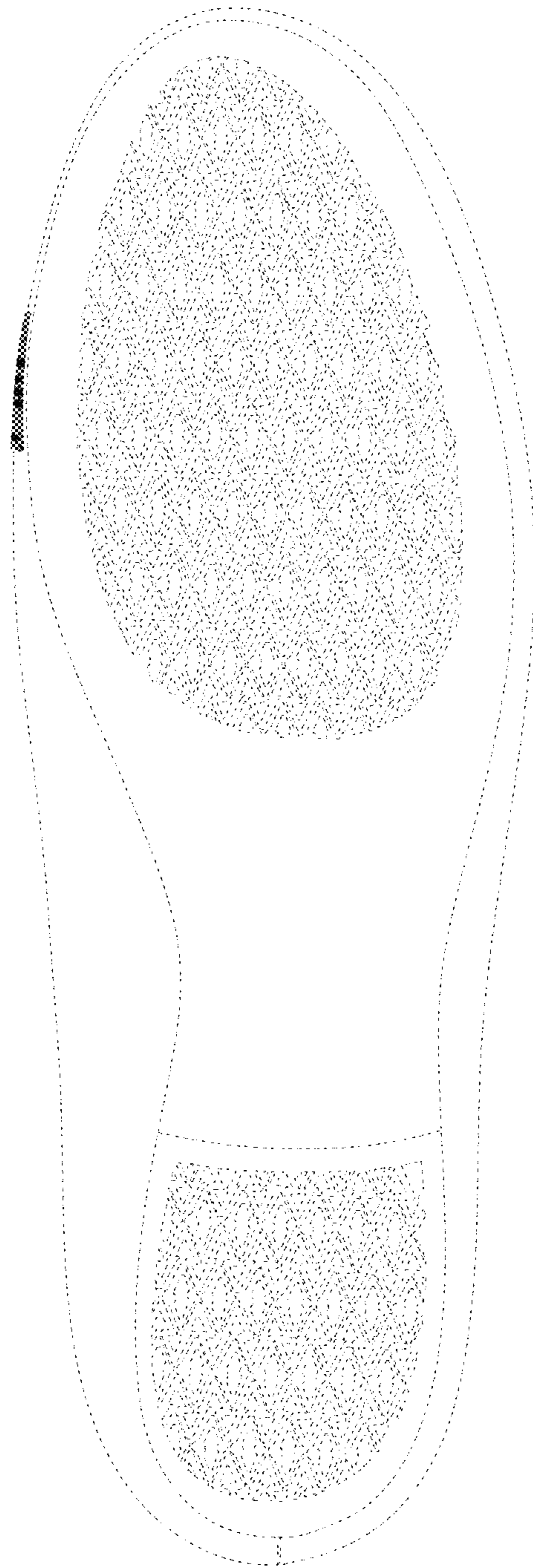


FIG. 14




FIG. 15



FIG. 16