

US00D994124S

(12) **United States Design Patent** (10) **Patent No.:** **US D994,124 S**
Hicken et al. (45) **Date of Patent:** **** Aug. 1, 2023**

- (54) **THERAPEUTIC ELASTIC SPORTS TAPE**
- (71) Applicant: **Blacktop Plus, LLC**, Carrollton, TX (US)
- (72) Inventors: **Matthew Hicken**, Frisco, TX (US);
Christian Hicken, Dallas, TX (US);
Nathan Ellison, Cedar Hills, UT (US);
Nicholas Hicken, Frisco, TX (US);
Steven Silvey, Garland, TX (US)
- (73) Assignee: **BLACKTOP PLUS, LLC**, Carrollton, TX (US)
- (**) Term: **15 Years**
- (21) Appl. No.: **29/746,064**
- (22) Filed: **Aug. 11, 2020**

Related U.S. Application Data

- (62) Division of application No. 29/728,399, filed on Mar. 18, 2020, now Pat. No. Des. 895,813, which is a division of application No. 29/659,581, filed on Aug. 9, 2018, now Pat. No. Des. 879,976.
- (51) **LOC (14) Cl.** **24-04**
- (52) **U.S. Cl.**
USPC **D24/189**
- (58) **Field of Classification Search**
USPC D24/188–192
CPC B32B 7/06; B32B 2307/748; C09J 7/403;
A61F 13/0246; A61F 13/00; A61F
2013/00578; A61F 13/0273
See application file for complete search history.

(56) **References Cited**

U.S. PATENT DOCUMENTS

D402,027 S	12/1998	Elwell et al.
D412,750 S	8/1999	Davis et al.
D417,006 S	11/1999	Davis et al.

D425,992 S	5/2000	Davis et al.
6,506,175 B1	1/2003	Goldstein
6,607,799 B1	8/2003	Heinecke et al.
D577,124 S	9/2008	Freeland et al.
D594,561 S	6/2009	Freeland et al.
D612,505 S	3/2010	Arbesman et al.
D612,506 S	3/2010	Arbesman et al.
D612,944 S	3/2010	Arbesman et al.
D622,403 S	8/2010	Arbesman et al.
D625,422 S	10/2010	Arbesman et al.
D625,825 S	10/2010	Arbesman et al.
D625,826 S *	10/2010	Arbesman D24/190
D625,827 S *	10/2010	Arbesman D24/190
D649,255 S	11/2011	Kase
D674,493 S	1/2013	Nichols
D679,405 S	4/2013	Arbesman
D691,276 S	10/2013	Bushby
D737,986 S	9/2015	Arbesman

(Continued)

Primary Examiner — Jennifer L Watkins

(74) *Attorney, Agent, or Firm* — Goodhue, Coleman & Owens, P.C.

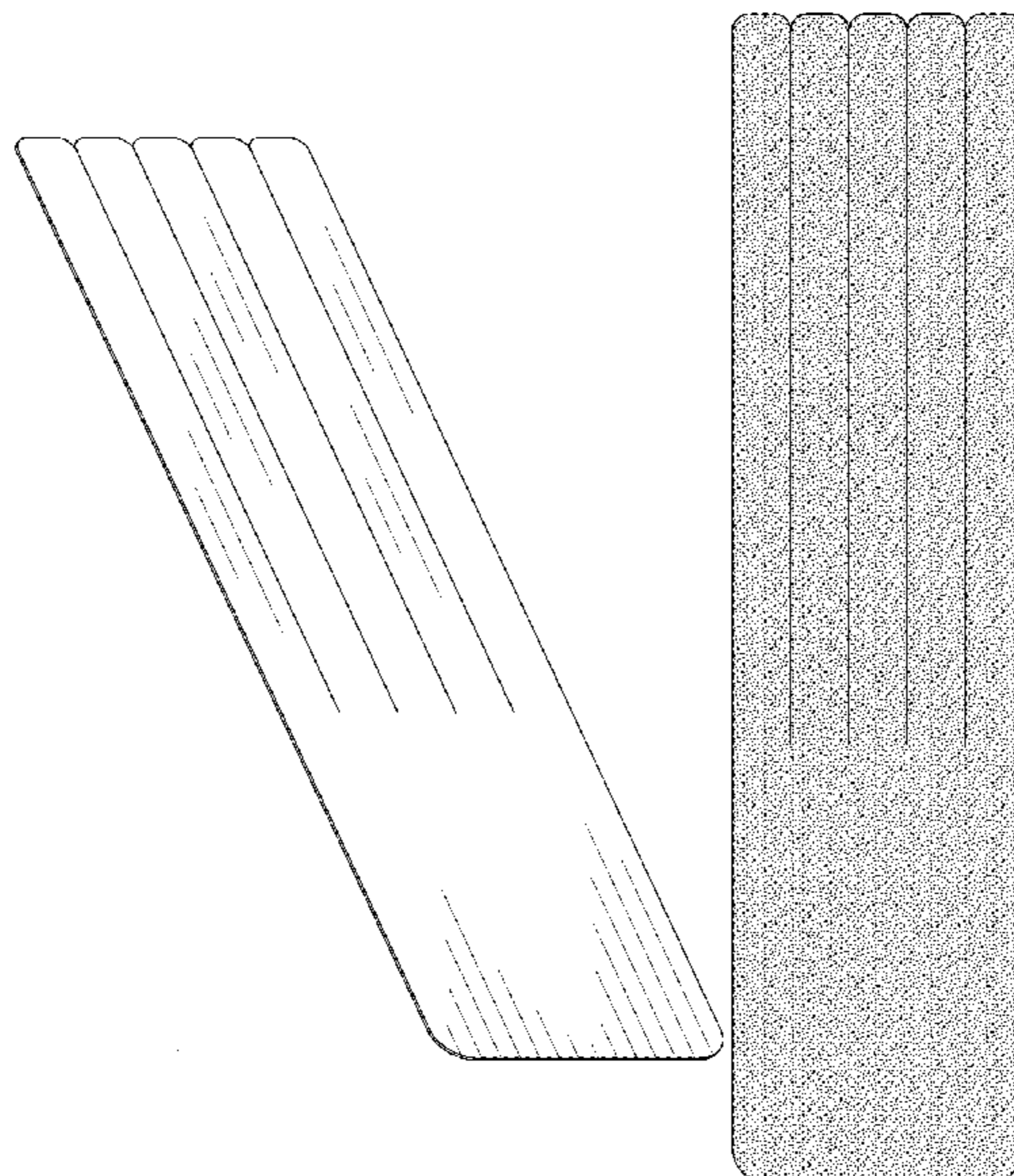
(57) **CLAIM**

The ornamental design for therapeutic elastic sports tape, as shown and described.

DESCRIPTION

FIG. 1 is a perspective view of a therapeutic elastic sports tape;
 FIG. 2 is another perspective view thereof in use;
 FIG. 3 is top view thereof;
 FIG. 4 is a bottom view thereof with shading for illustrating adhesive;
 FIG. 5 is a right side view thereof with the left side view being a mirror image;
 FIG. 6 is a front view thereof; and,
 FIG. 7 is a back view thereof.
 The broken lines in FIG. 2 depict environment and form no part of the claim.

1 Claim, 3 Drawing Sheets



(56)

References Cited

U.S. PATENT DOCUMENTS

D743,566	S	11/2015	Arbesman	
D787,688	S	5/2017	Stephenson	
D795,442	S	8/2017	Arbesman	
D801,539	S	10/2017	Deitch	
D822,219	S	7/2018	Coates et al.	
D850,559	S	6/2019	Hoang	
D868,267	S	11/2019	Rossi et al.	
D878,608	S	3/2020	Tapper et al.	
D879,976	S	3/2020	Hicken et al.	
D890,936	S *	7/2020	Hicken	D24/189
D935,625	S *	11/2021	Hicken	D24/189
2008/0064996	A1	3/2008	Bretl et al.	
2010/0198004	A1	8/2010	Moschel et al.	
2017/0049602	A1 *	2/2017	Kuehl	A61F 13/0273

* cited by examiner

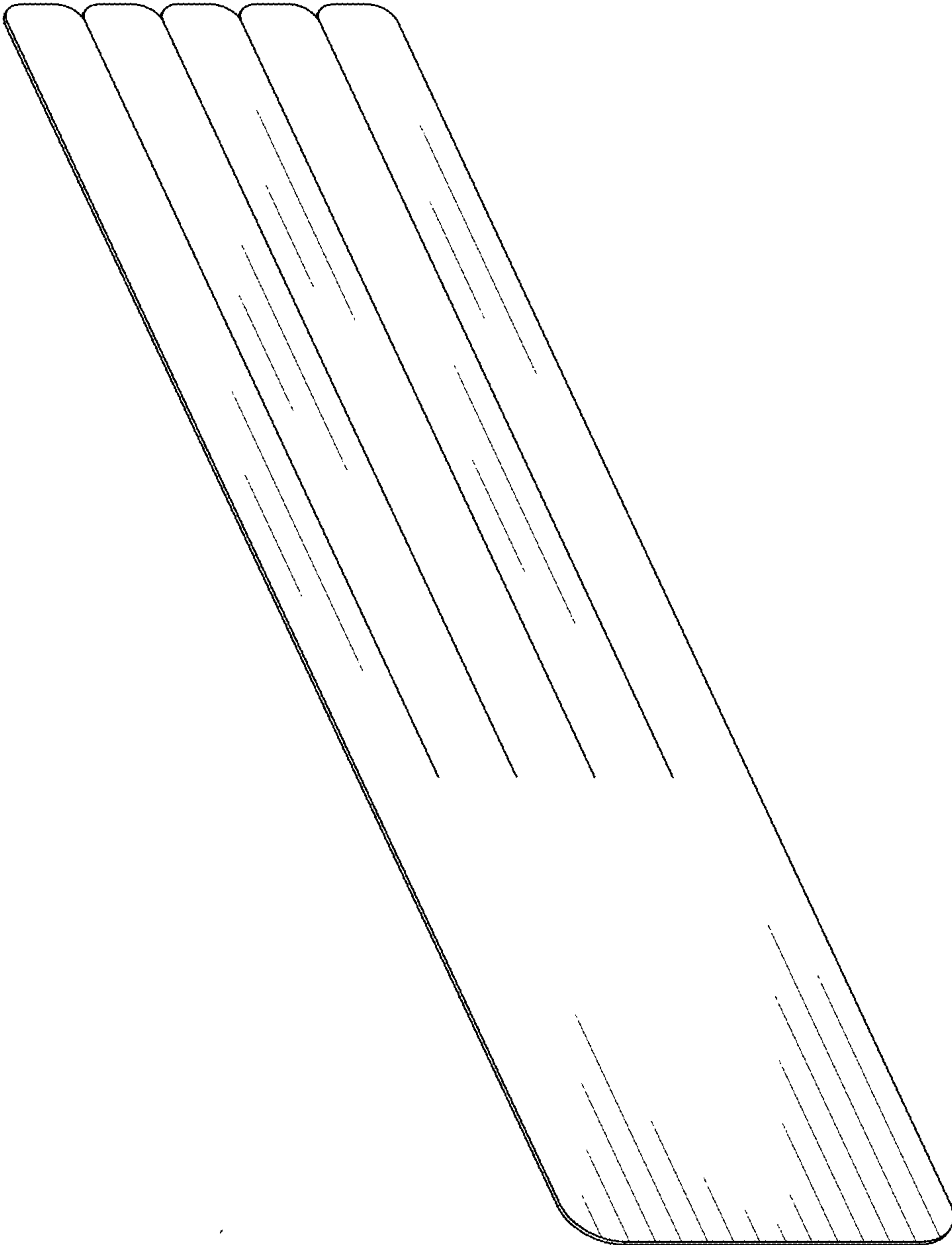


FIG. 1

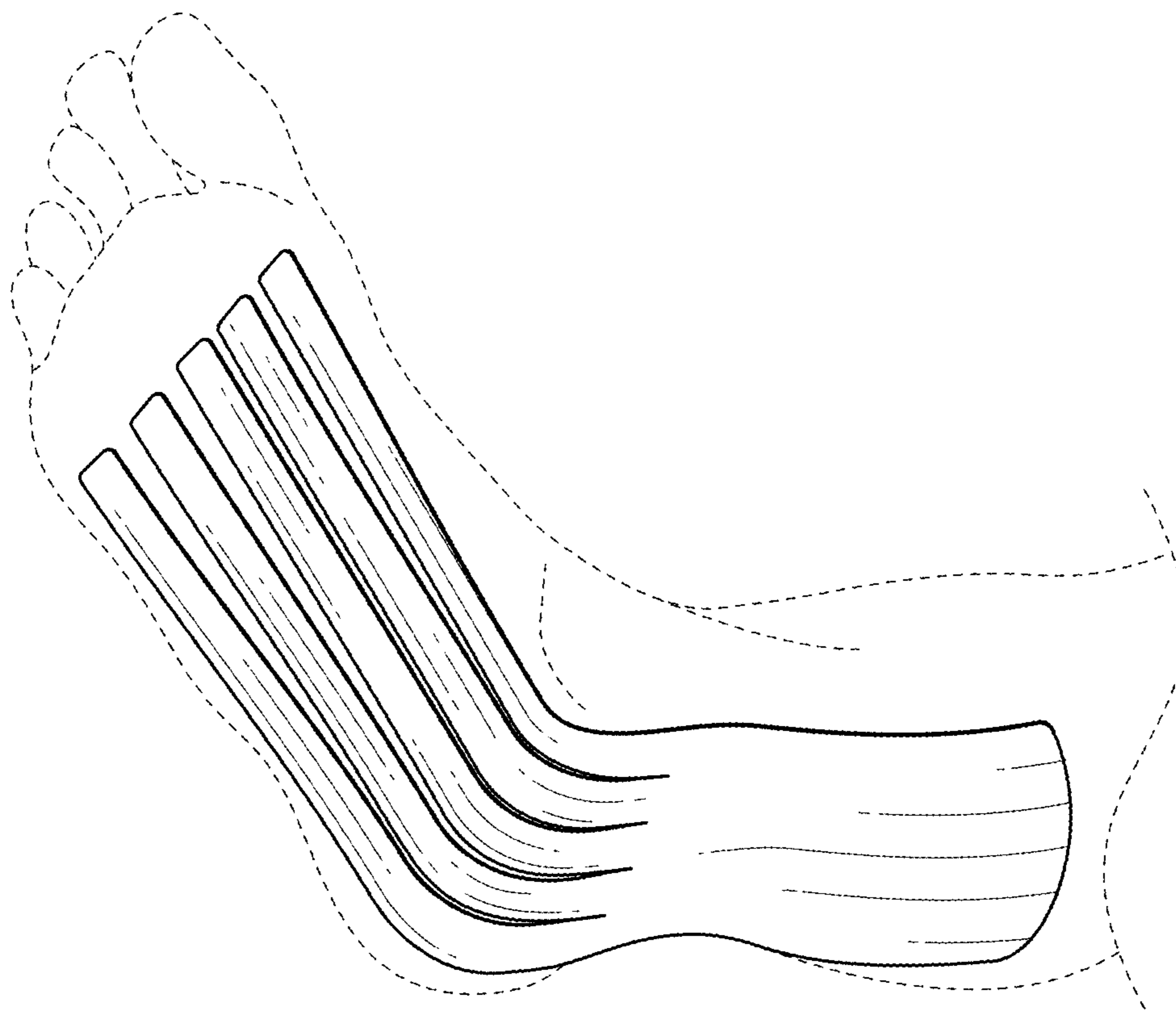


FIG. 2

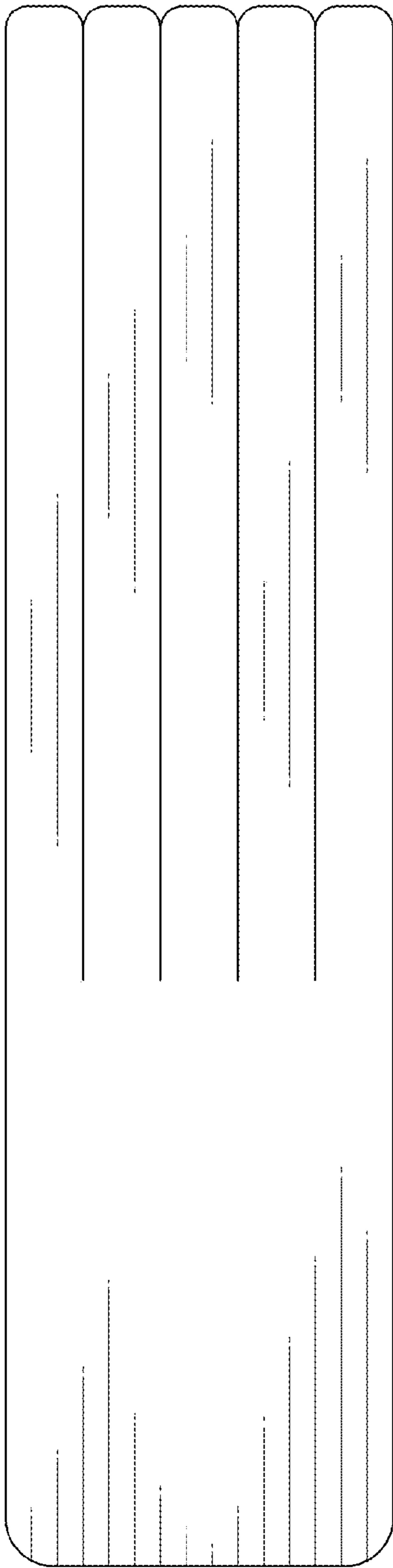


FIG. 3




FIG. 4



FIG. 5




FIG. 6



FIG. 7