



US00D994044S

(12) **United States Design Patent**  
**Manzoni**

(10) **Patent No.:** **US D994,044 S**  
(45) **Date of Patent:** **\*\* Aug. 1, 2023**

- (54) **TOY CAR**
- (71) Applicant: **Ferrari S.p.A.**, Modena (IT)
- (72) Inventor: **Flavio Manzoni**, Modena (IT)
- (73) Assignee: **FERRARI S.p.A.**, Modena (IT)
- (\*\*) Term: **15 Years**
- (21) Appl. No.: **29/855,602**
- (22) Filed: **Oct. 5, 2022**

D832,938 S *	11/2018	Langberg	.....	D21/549
D834,998 S *	12/2018	Manzoni	.....	D12/92
D838,321 S *	1/2019	Langberg	.....	D21/549
D860,861 S *	9/2019	Manzoni	.....	D12/88
D870,823 S *	12/2019	Manzoni	.....	D12/92
D918,312 S *	5/2021	Manzoni	.....	D12/92
D927,359 S *	8/2021	Manzoni	.....	D12/92
D928,891 S *	8/2021	Manzoni	.....	D12/91
D936,755 S *	11/2021	Khubani	.....	D21/549
11,254,375 B2 *	2/2022	Biancalana	.....	B62D 35/007
D951,139 S *	5/2022	Manzoni	.....	D12/88
D966,938 S *	10/2022	Manzoni	.....	D12/91
D975,797 S *	1/2023	Landini	.....	D12/92

\* cited by examiner

**Related U.S. Application Data**

- (62) Division of application No. 35/512,410, filed on Aug. 6, 2021 (U.S. filing date under 35 U.S.C. 384), and having an international filing date of Aug. 6, 2021.

*Primary Examiner* — Cynthia M. Chin

(74) *Attorney, Agent, or Firm* — Cowan, Liebowitz & Latman, P.C.; Anastasia Zhadina

(30) **Foreign Application Priority Data**

Feb. 9, 2021 (WO) ..... WIPO101708

(51) **LOC (14) Cl.** ..... **21-01**

(52) **U.S. Cl.**  
USPC ..... **D21/548**

(58) **Field of Classification Search**  
USPC ..... D21/433, 548, 549, 550; D12/86, 90, 91  
CPC ..... A63H 17/00; B62D 35/00; B62D 35/02;  
B62D 37/02  
See application file for complete search history.

(57) **CLAIM**

The ornamental design for a toy car, as shown and described.

(56) **References Cited**


**U.S. PATENT DOCUMENTS**

D612,298 S *	3/2010	Coco	.....	D12/92
D710,257 S *	8/2014	Giovannini	.....	D12/92

**DESCRIPTION**

FIG. 1 is a front perspective view of the toy car showing my design;  
 FIG. 2 is a rear perspective view thereof;  
 FIG. 3 is a front elevation view thereof;  
 FIG. 4 is a left-side view thereof;  
 FIG. 5 is a rear elevation view thereof; and  
 FIG. 6 is a top plan view thereof; and  
 FIG. 7 is a bottom view thereof.  
 Portions of the toy car shown in broken lines form no part of the claimed design.

**1 Claim, 7 Drawing Sheets**



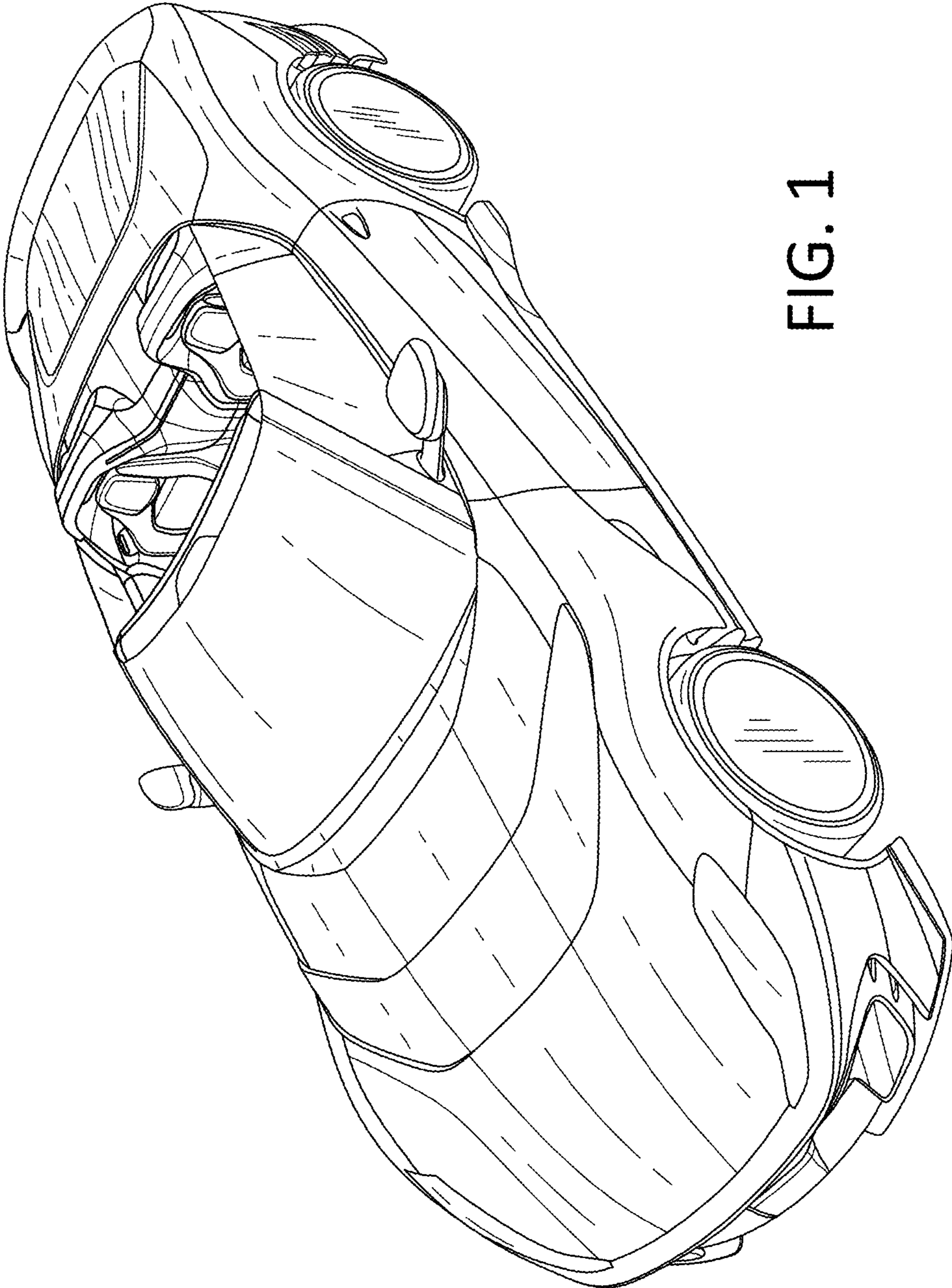


FIG. 1

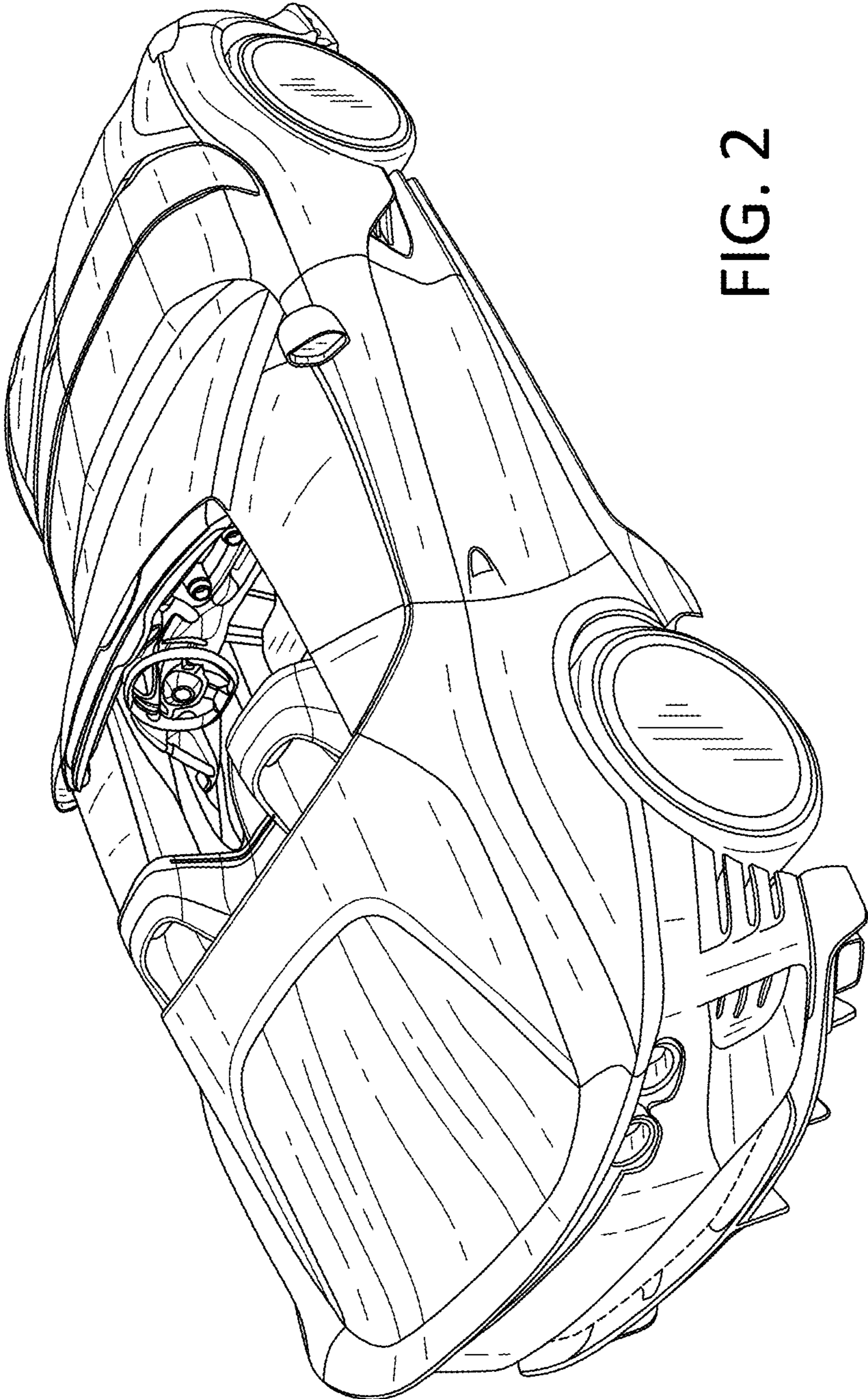


FIG. 2

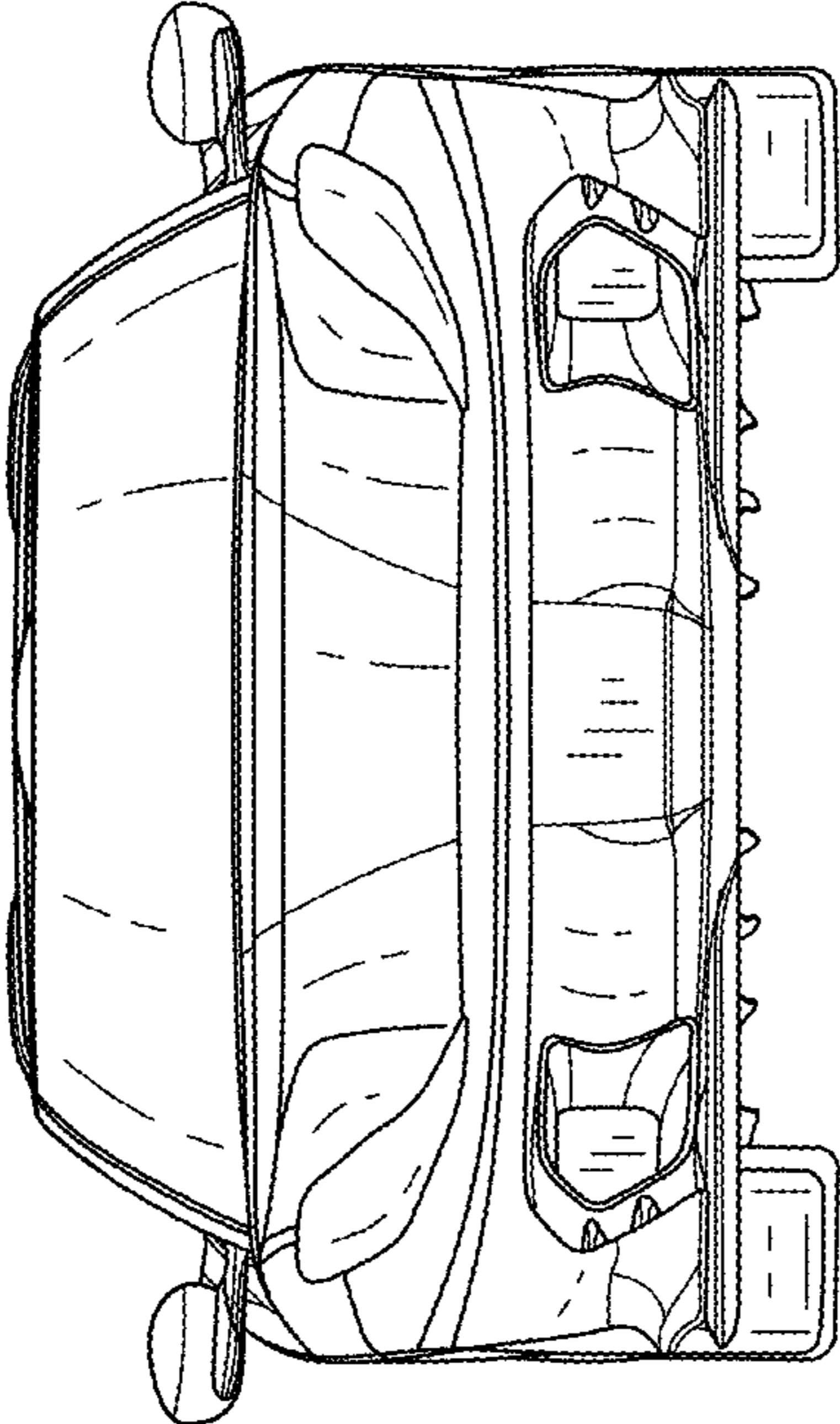


FIG. 3

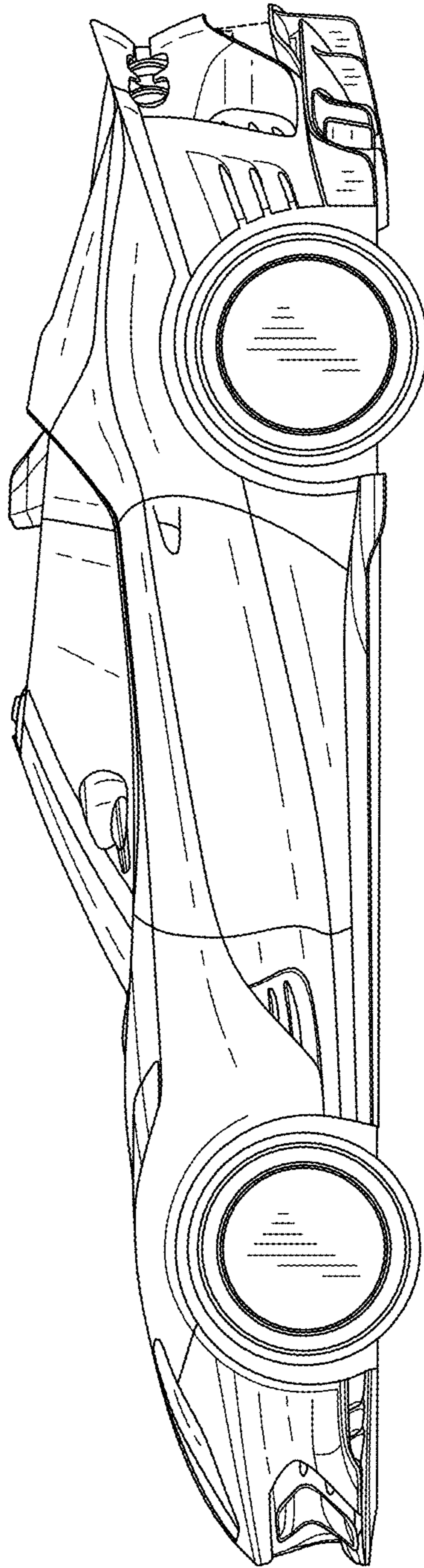


FIG. 4

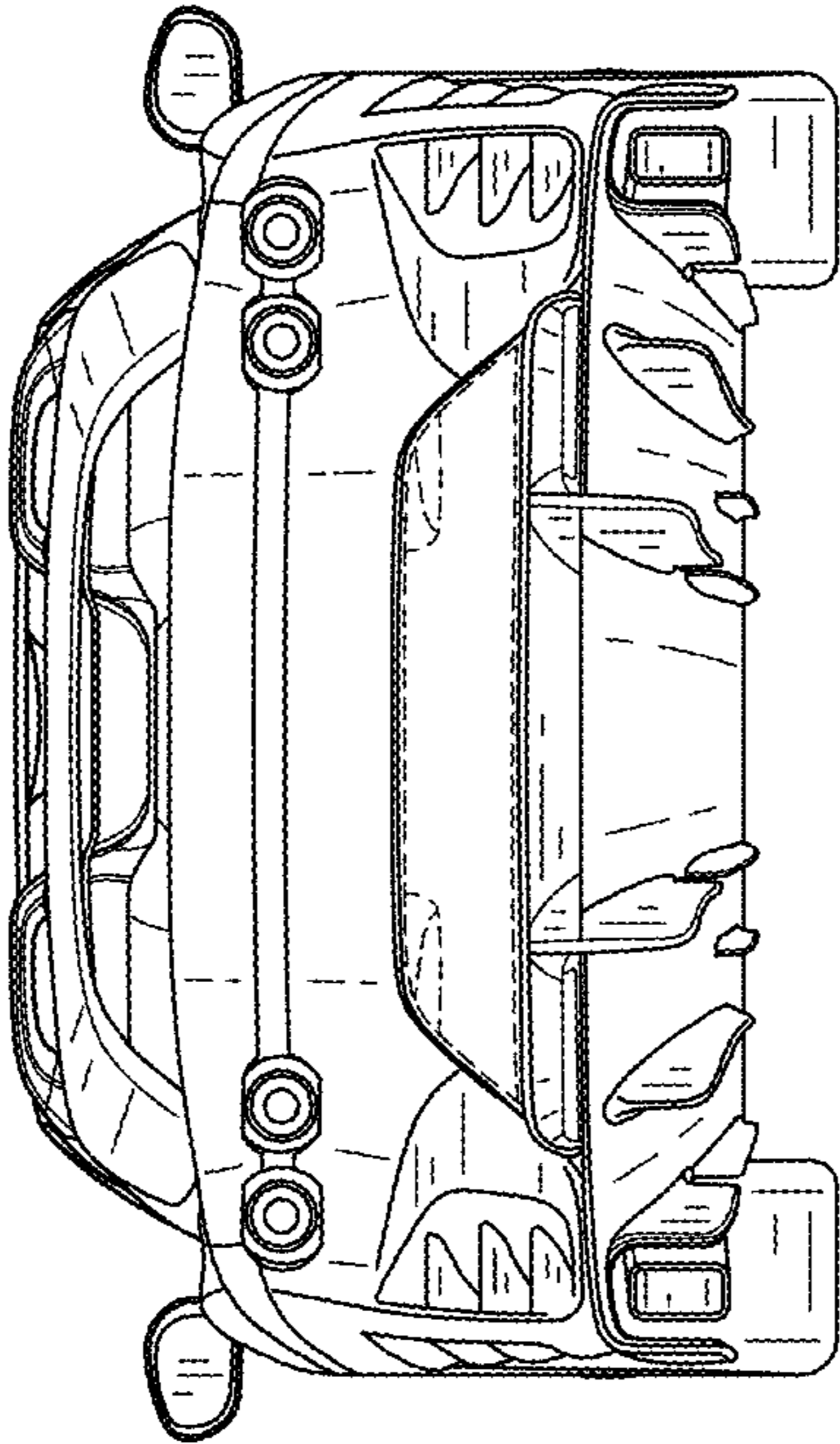


FIG. 5

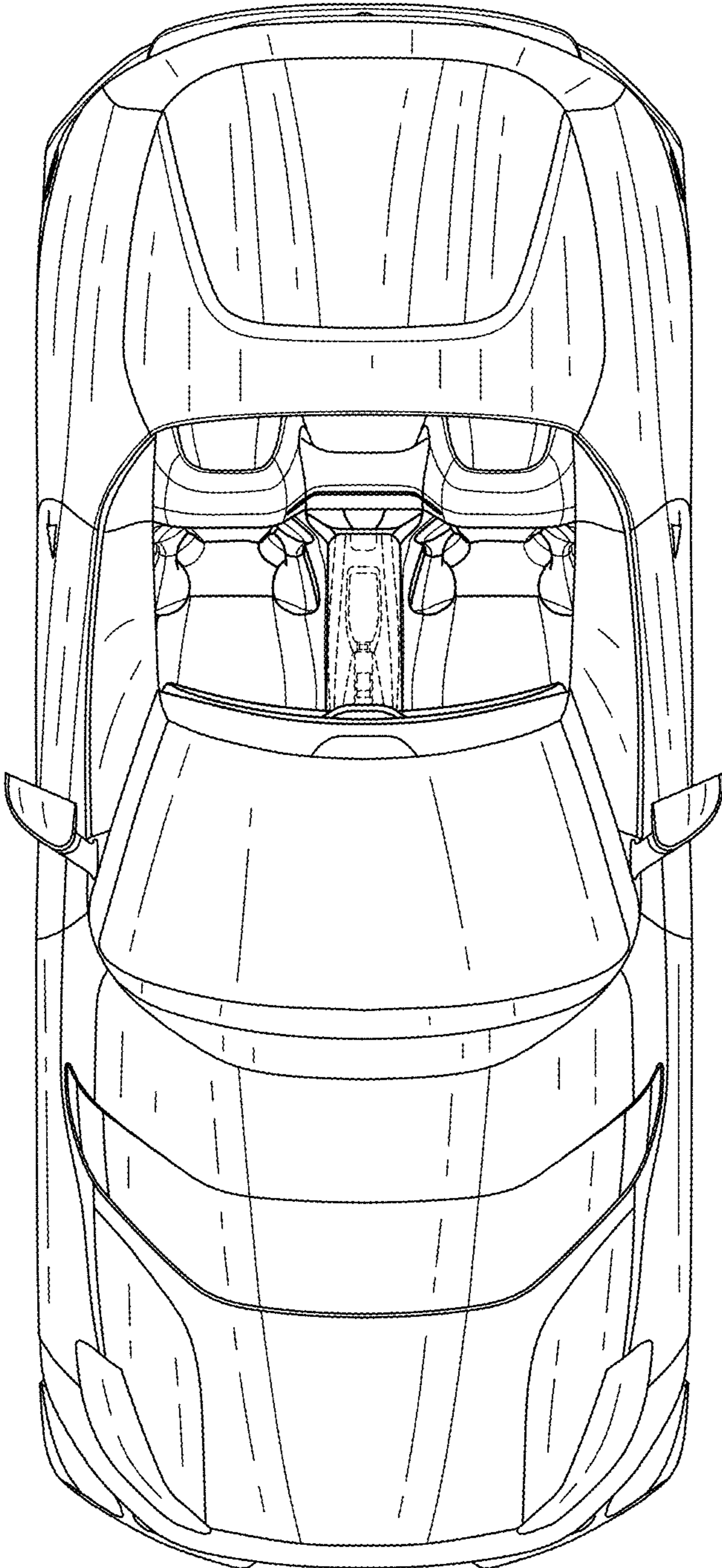


FIG. 6

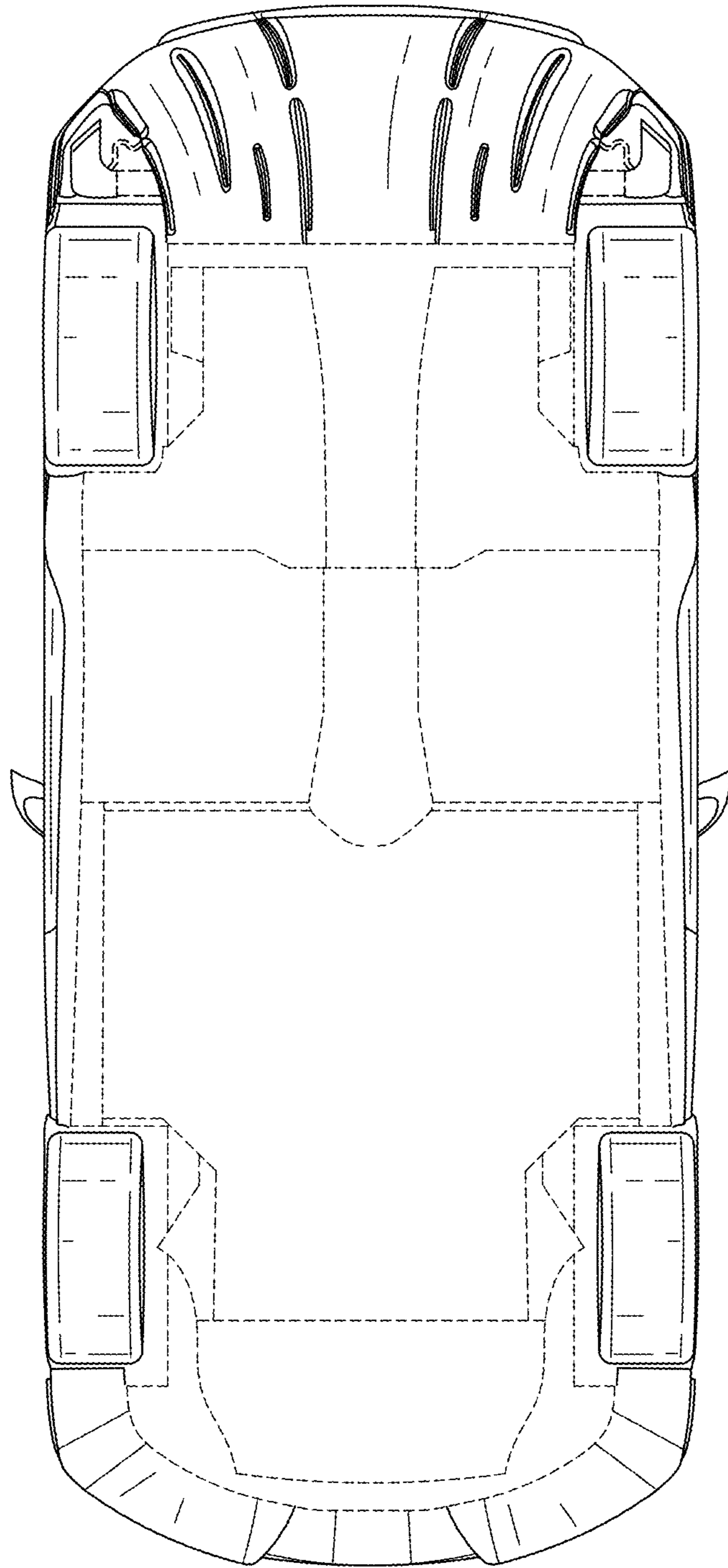


FIG. 7