



US00D993182S

(12) **United States Design Patent** (10) **Patent No.:** **US D993,182 S**
Thakare et al. (45) **Date of Patent:** **** Jul. 25, 2023**

(54) **ELECTRICAL CONNECTOR**

FOREIGN PATENT DOCUMENTS

(71) Applicant: **Amphenol Corporation**, Wallingford, CT (US)

CN 103378429 A 10/2013
CN 107104320 A 8/2017

(Continued)

(72) Inventors: **Rakesh Thakare**, Cary, NC (US);
Caichun Song, Changzhou (CN)

OTHER PUBLICATIONS

(73) Assignee: **AMPHENOL CORPORATION**, Wallingford, CT (US)

Gilbert Engineering/Corning GAF-UR-11-PL RG11 Plenum Ultrarange Compression Connector. <https://www.tonercable.com/products/qaf-ur-11-pl-rg11-plenum-ultrarange-compression-connector-php>, 2 pages.

(Continued)

(**) Term: **15 Years**

(21) Appl. No.: **29/724,964**

Primary Examiner — Shawn T Gingrich

(22) Filed: **Feb. 20, 2020**

(74) *Attorney, Agent, or Firm* — Cantor Colburn LLP

(51) **LOC (14) Cl.** **13-03**

(52) **U.S. Cl.**
USPC **D13/133**

(58) **Field of Classification Search**
USPC D13/108, 110, 118, 120, 123, 133, 146,
D13/147, 149, 151, 153, 154, 173, 184,
D13/199
CPC . F16L 35/00; F16L 37/00; H01R 9/00; H01R 9/05; H01R 12/00; H01R 13/00; H01R 13/58; H01R 13/62; H01R 13/70; H01R 24/00; H01R 13/02; H01R 13/24; H01R 24/40; H01R 24/50

See application file for complete search history.

(57) **CLAIM**

The ornamental design for the electrical connector, as shown and described.

DESCRIPTION

FIG. 1 is a perspective view of an electrical connector in accordance with the present design;
FIG. 2 is a front elevational view of the electrical connector illustrated in FIG. 1;
FIG. 3 is a rear elevational view of the electrical connector illustrated in FIG. 1;
FIG. 4 is a right side elevational view of the electrical connector illustrated in FIG. 1;
FIG. 5 is a left side elevational view of the electrical connector illustrated in FIG. 1;
FIG. 6 is a top plan view of the electrical connector illustrated in FIG. 1; and,
FIG. 7 is a bottom plan view of the electrical connector illustrated in FIG. 1.
The broken lines in the drawings illustrate portions of the electrical connector that form no part of the claimed design.

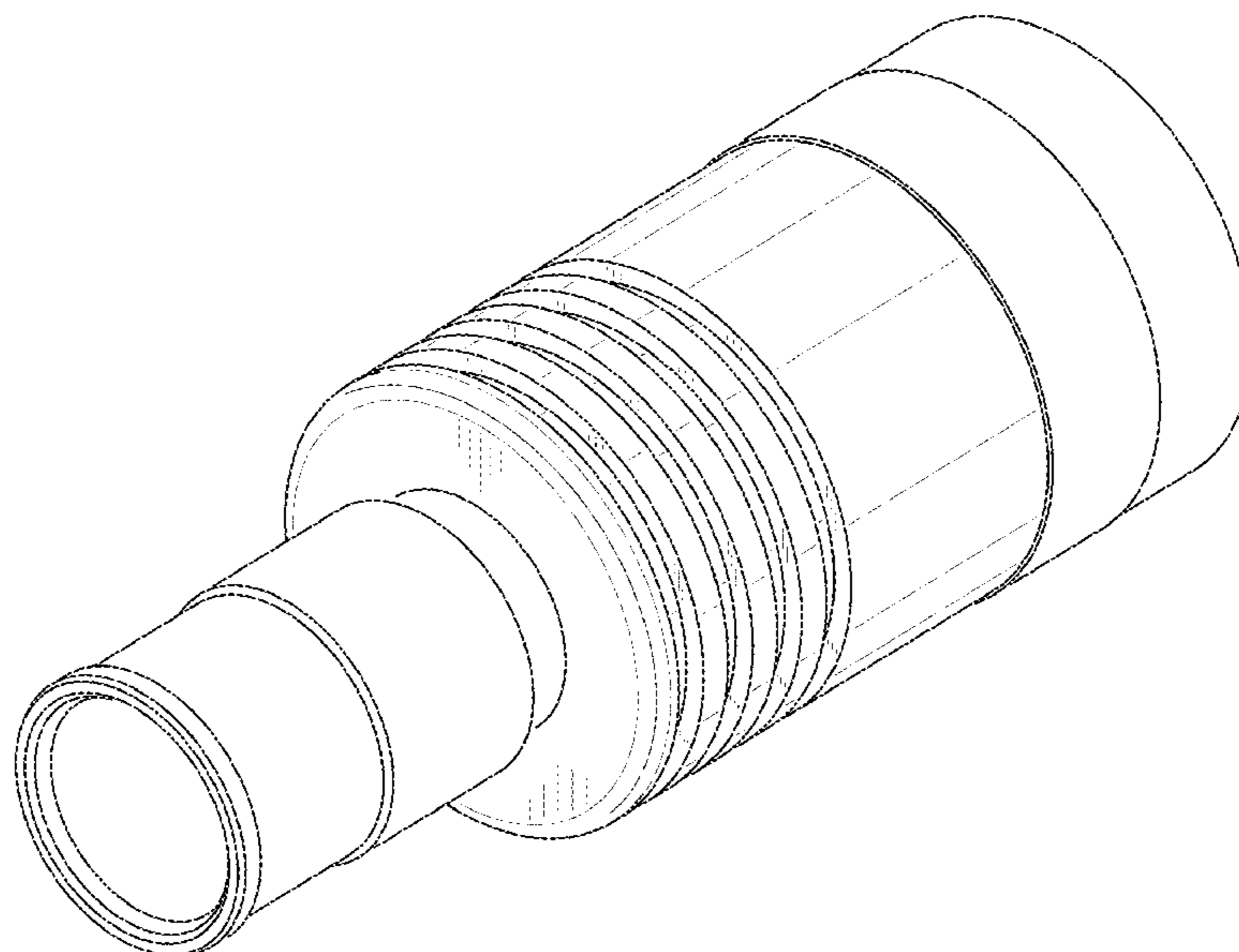
(56) **References Cited**

U.S. PATENT DOCUMENTS

3,719,918 A 3/1973 Kerr
3,998,515 A 12/1976 Panek
4,072,386 A 2/1978 Wallo
4,088,381 A 5/1978 Harnett
4,295,701 A 10/1981 Gunn
4,492,421 A 1/1985 Ito
4,533,194 A 8/1985 Boichut et al.
4,598,961 A 7/1986 Cohen
4,666,231 A 5/1987 Sheesley et al.

(Continued)

1 Claim, 7 Drawing Sheets



(56)

References Cited

U.S. PATENT DOCUMENTS

4,674,809 A 6/1987 Hollyday et al.
 4,697,859 A 10/1987 Fisher, Jr.
 4,941,846 A 7/1990 Guimond et al.
 D312,813 S * 12/1990 Takizawa D13/133
 D313,067 S * 12/1990 Kotake D23/262
 5,011,415 A 4/1991 Suzuki et al.
 5,176,533 A 1/1993 Sakurai et al.
 5,217,391 A 6/1993 Fisher, Jr.
 5,547,400 A 8/1996 Wright
 5,562,506 A 10/1996 Wright
 5,595,499 A 1/1997 Zander et al.
 5,645,454 A 7/1997 Kosmala
 D451,073 S * 11/2001 Yasuda D13/133
 6,623,277 B1 9/2003 Zhu et al.
 6,663,434 B1 12/2003 Wu
 6,682,368 B2 1/2004 Murr et al.
 6,692,286 B1 2/2004 De Cet
 6,695,644 B2 2/2004 Zhao et al.
 6,702,611 B1 3/2004 Miyazaki et al.
 6,786,757 B2 9/2004 Pocrass
 D501,649 S * 2/2005 Yang D13/133
 6,942,520 B2 9/2005 Barlian et al.
 6,976,872 B1 12/2005 Wild et al.
 7,086,867 B2 8/2006 Nakagawa et al.
 7,204,720 B1 4/2007 Shiu
 7,281,947 B2 10/2007 Pescatore
 D572,197 S * 7/2008 Chawgo D13/133
 D574,783 S * 8/2008 Chawgo D13/133
 D577,681 S * 9/2008 Amidon D13/133
 7,481,673 B1 1/2009 Qu et al.
 7,604,513 B2 10/2009 Wang et al.
 7,651,344 B2 1/2010 Wu
 7,758,370 B1 7/2010 Flaherty
 7,914,344 B2 3/2011 Tin et al.
 7,927,108 B2 4/2011 Gong et al.
 7,972,158 B2 7/2011 Wild et al.
 7,997,930 B2 8/2011 Ehret et al.
 D646,226 S * 10/2011 Purdy D13/151
 8,087,954 B2 1/2012 Fuchs
 8,162,672 B2 4/2012 Huang
 8,388,377 B2 3/2013 Zraik
 8,801,459 B2 8/2014 Mrowka
 8,961,224 B2 2/2015 Grek et al.
 D741,802 S * 10/2015 Davidson, Jr. D13/133
 D741,803 S * 10/2015 Davidson, Jr. D13/133
 D749,519 S * 2/2016 Su D13/147
 9,384,872 B2 7/2016 Wild et al.
 9,461,424 B2 10/2016 Kao et al.
 D777,112 S * 1/2017 Watkins D13/151
 9,559,458 B2 1/2017 Zhang et al.
 D779,427 S * 2/2017 Juds D13/110
 9,633,765 B2 4/2017 Natoli et al.
 9,735,531 B2 8/2017 Zhu et al.
 10,060,564 B2 * 8/2018 Minger F16L 37/107
 D878,297 S * 3/2020 Holloway D13/133
 10,741,972 B2 8/2020 Iwamoto et al.
 10,797,412 B2 10/2020 Barthelmes et al.
 10,826,230 B1 * 11/2020 Goebel H01R 13/631
 D947,124 S * 3/2022 Cao D13/110
 D948,441 S * 4/2022 Takano D13/133
 2003/0139081 A1 7/2003 Hall et al.
 2003/0178845 A1 * 9/2003 Islam H02G 3/0691
 285/322
 2006/0160415 A1 7/2006 Pollock
 2006/0199431 A1 9/2006 Paynter
 2006/0216990 A1 * 9/2006 Montena H01R 24/40
 439/587
 2009/0215315 A1 8/2009 Cheng
 2010/0227504 A1 9/2010 Wang et al.
 2010/0297875 A1 11/2010 Purdy et al.
 2011/0143603 A1 6/2011 Huang et al.
 2011/0165789 A1 7/2011 Sykes
 2012/0064765 A1 3/2012 Islam
 2012/0129384 A1 5/2012 Van Swearingen
 2013/0012063 A1 1/2013 Thomas et al.

2015/0167875 A1 * 6/2015 Huang F16L 33/224
 285/332.1
 2015/0180142 A1 6/2015 Tremba et al.
 2016/0204556 A1 7/2016 Lin et al.
 2017/0054258 A1 2/2017 Little et al.
 2019/0020149 A1 1/2019 Wu et al.
 2019/0157778 A1 5/2019 Barthelmes et al.
 2020/0350711 A1 11/2020 Barthelmes et al.
 2020/0350712 A1 11/2020 Barthelmes et al.
 2021/0104828 A1 4/2021 Barthelmes et al.
 2021/0143564 A1 5/2021 Smith et al.
 2021/0265788 A1 8/2021 Smith et al.
 2021/0265789 A1 8/2021 Smith et al.
 2022/0037841 A1 * 2/2022 Morello H01R 24/40
 2022/0149544 A1 5/2022 Smith et al.
 2022/0255271 A1 8/2022 Smith et al.
 2022/0356974 A1 * 11/2022 Tremblay F16L 37/008

FOREIGN PATENT DOCUMENTS

FR 2990069 A1 11/2013
 WO 2010114068 A1 10/2010
 WO 2016097696 A1 6/2016
 WO 2021167695 A1 8/2021

OTHER PUBLICATIONS

<https://picclick.com/Platinum-Tools-18051C-SealSmart-Compression-F-Connectors-for-381513254656.html>, 6 pages.
 Amphenol Broadband Solutions, Coaxial Connector Information Sheet, Type: QC II-Series 11 Universal. Ni, Quickshield, 2 paqgs.
 European Search Report issued in EP Application No. 18207632.3 dated Jul. 10, 2019.
 Final Rejection issued in U.S. Appl. No. 16/930,532 dated Dec. 16, 2020, 11 pages.
 International Search Report issued in Application No. PCT/US2020/066455 dated May 12, 2021, 5 pages.
 Invitation to Pay Additional Fees with Partial Search Report and Provisional Opinion issued in International Application Mo PCT/US2020/066455 dated Mar. 18, 2021, 9 pages.
 MCX Connector Series, <https://www.amphenolrf.com/connectors/mcx.html>, copyright 2019.
 Non-Final Office Action issued in U.S. Appl. No. 16/196,893 dated Sep. 12, 2019, 14 pages.
 Non-Final Office Action issued in U.S. Appl. No. 16/871,114 dated Apr. 7, 2021, 7 pages.
 Non-Final Office Action issued in U.S. Appl. No. 16/930,532 dated Sep. 9, 2020, 8 pages.
 Non-Final Office Action issued in U.S. Appl. No. 16/930,537 dated Jul. 1, 2021, 11 pages.
 Non-Final Office Action issued in U.S. Appl. No. 17/129,309 dated Dec. 24, 2021, 6 pages.
 Non-Final Office Action issued in U.S. Appl. No. 17/129,325 dated Feb. 18, 2021, 10 pages.
 Office Action issued in Chinese Patent Application No. 201811393059.6 dated Jun. 11, 2021, with English Translation, 18 pages.
 Search Report issued in Chinese Application No. 2018113930596 dated Jun. 3, 2021.
 SSMB Connector Series, <https://www.amphenolrf.com/connectors/ssmb.html>, copyright 2019.
 U.S. Appl. No. 16/930,537, filed Jul. 16, 2020; Final Office Action dated Mar. 7, 2022; 49 pages.
 U.S. Appl. No. 17/122,515, filed Dec. 15, 2020; Non-Final Office Action dated Mar. 29, 2022; 25 pages.
 Written Opinion issued in Application No. PCT/US2020/066455 dated May 12, 2021, 9 pages.
 U.S. Appl. No. 17/129,309, filed Dec. 21, 2020; Final Office Action dated May 2, 2022; 20 pages.
 International Preliminary Report On Patentability for International Application No. PCT/US2020/066455; International Filing Date: Dec. 21, 2020; dated Aug. 23, 2022; 10 pages.

(56)

References Cited

OTHER PUBLICATIONS

U.S. Appl. No. 17/585,515; Non-Final Office Action dated Jan. 3, 2023; 20 pages.

* cited by examiner

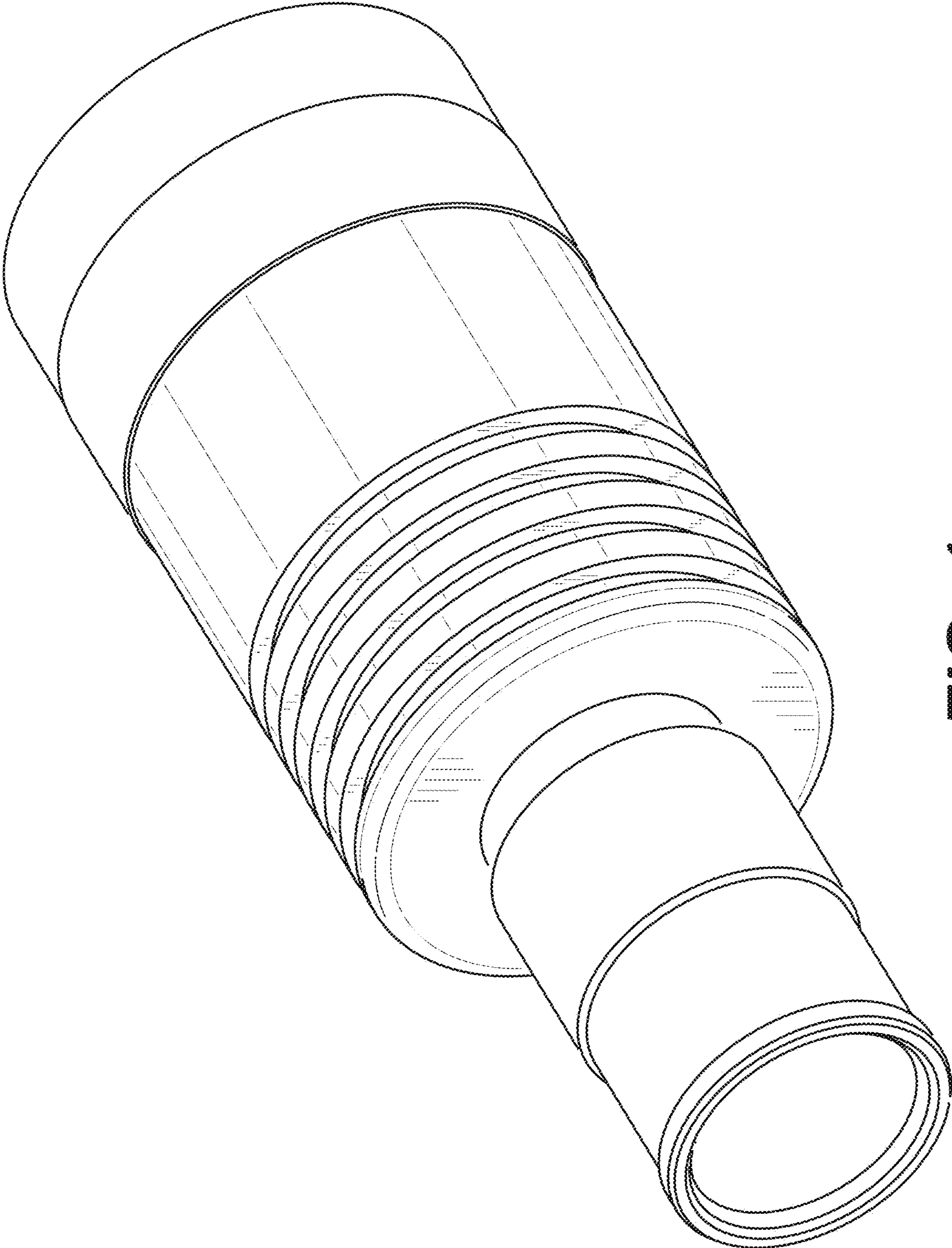


FIG. 1

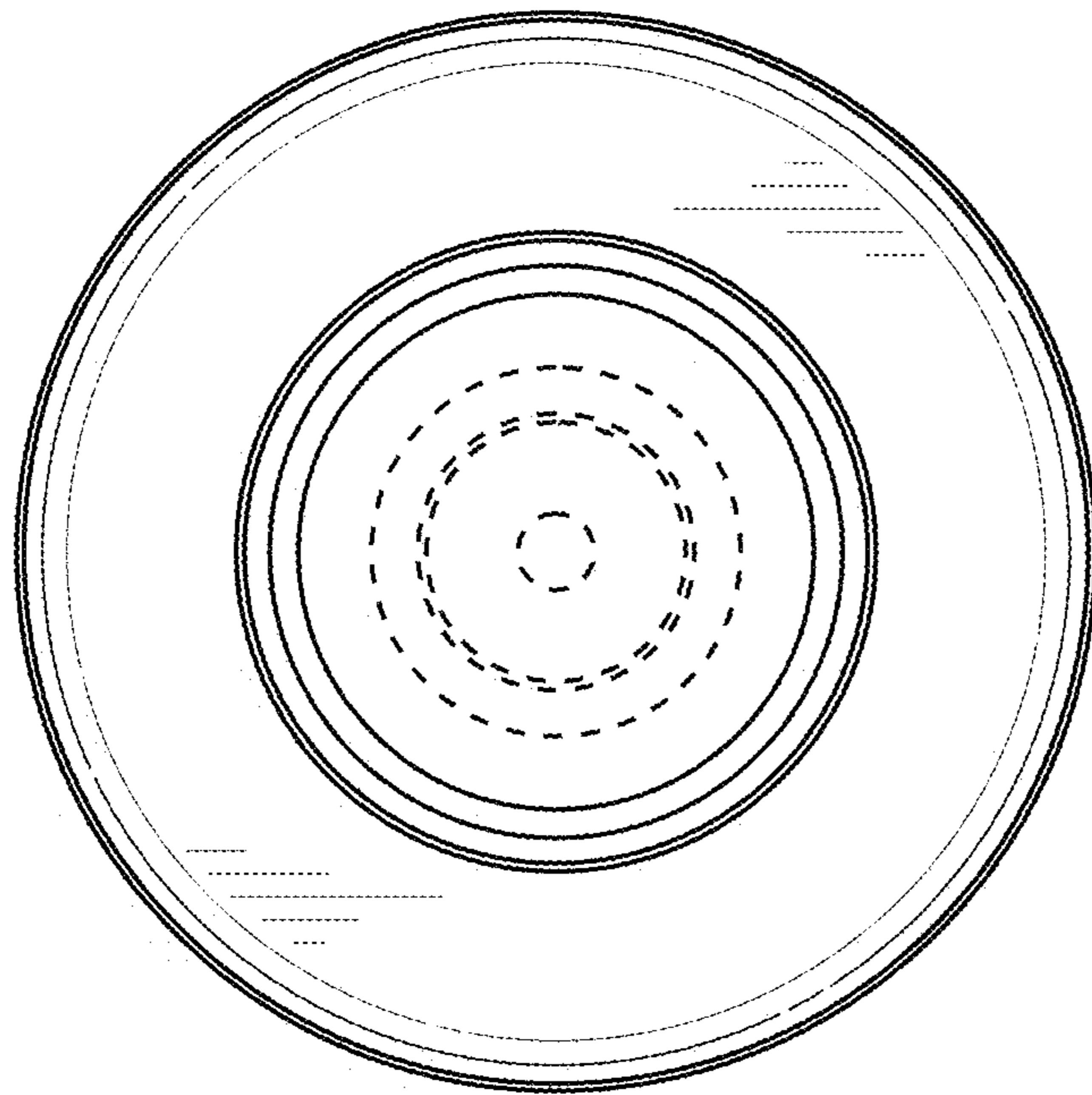


FIG. 2

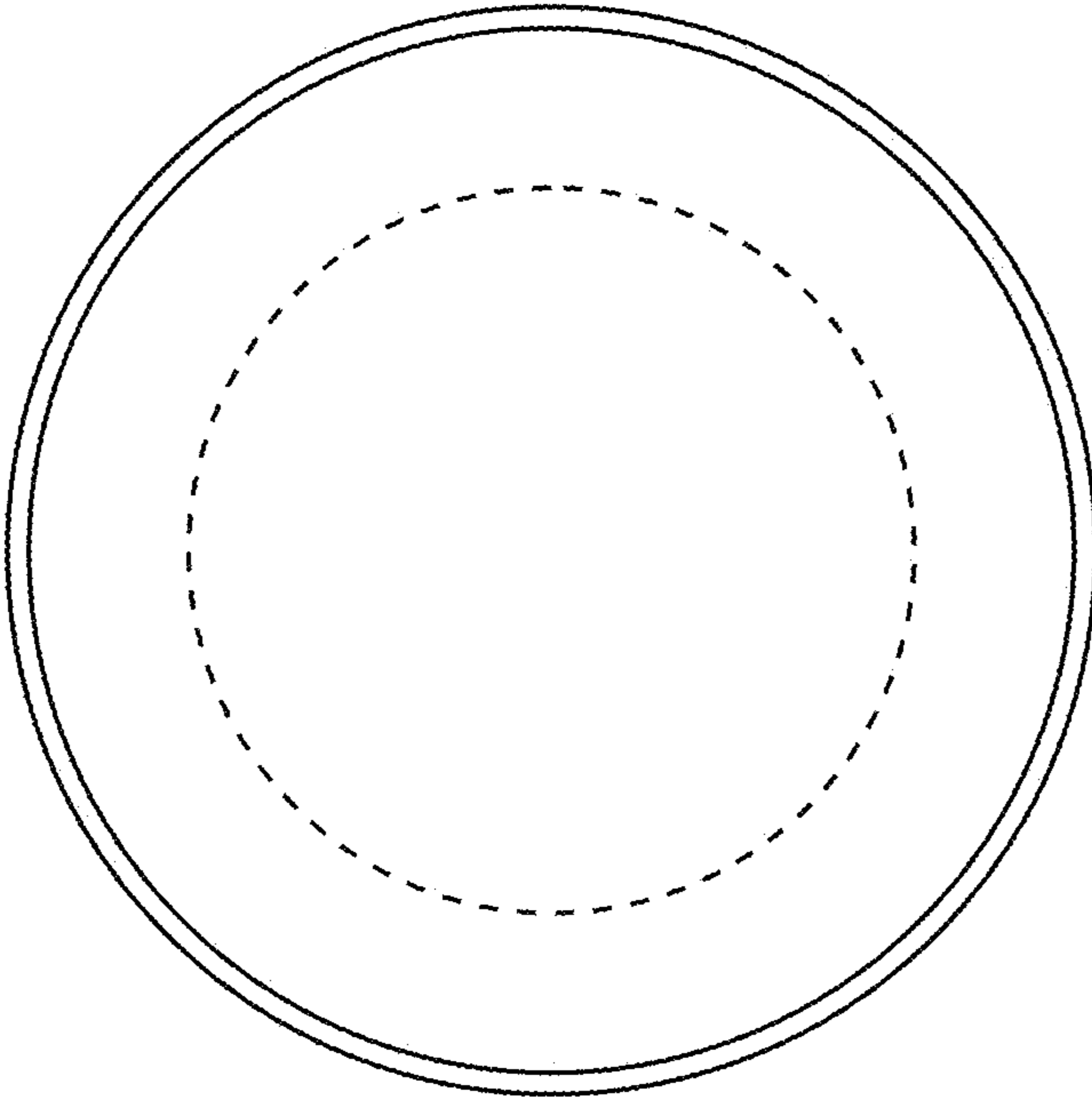


FIG. 3

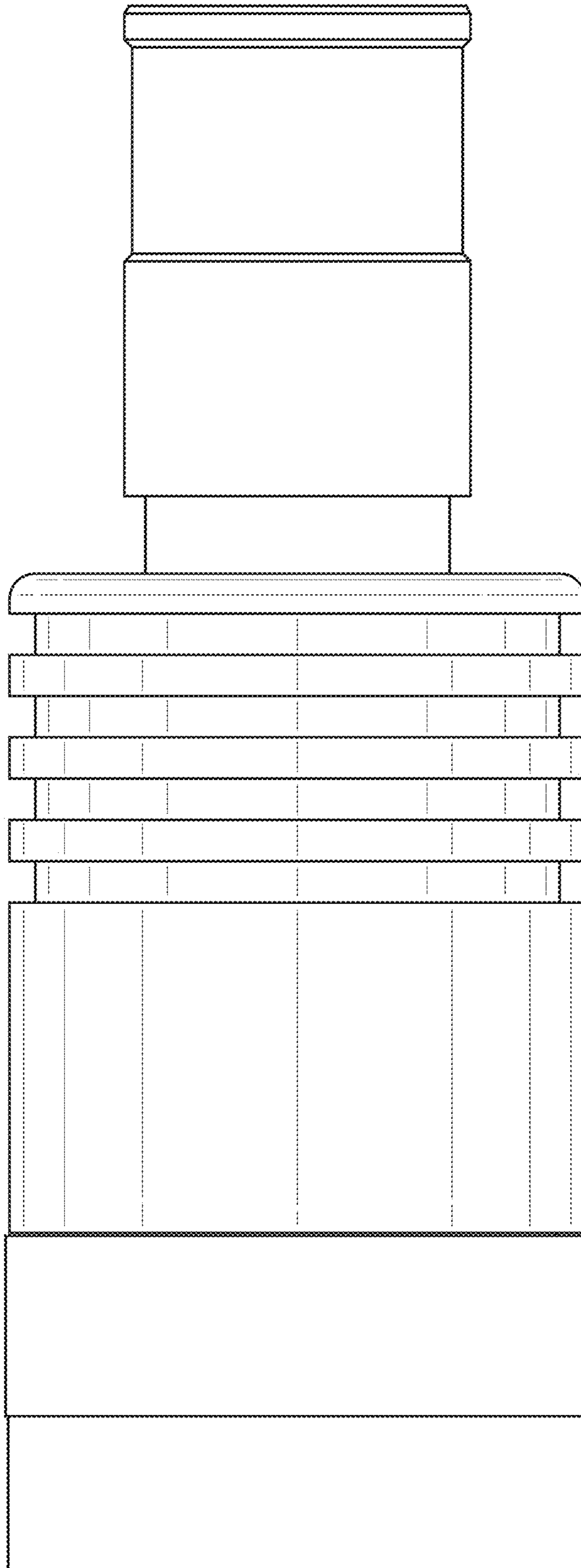


FIG. 4

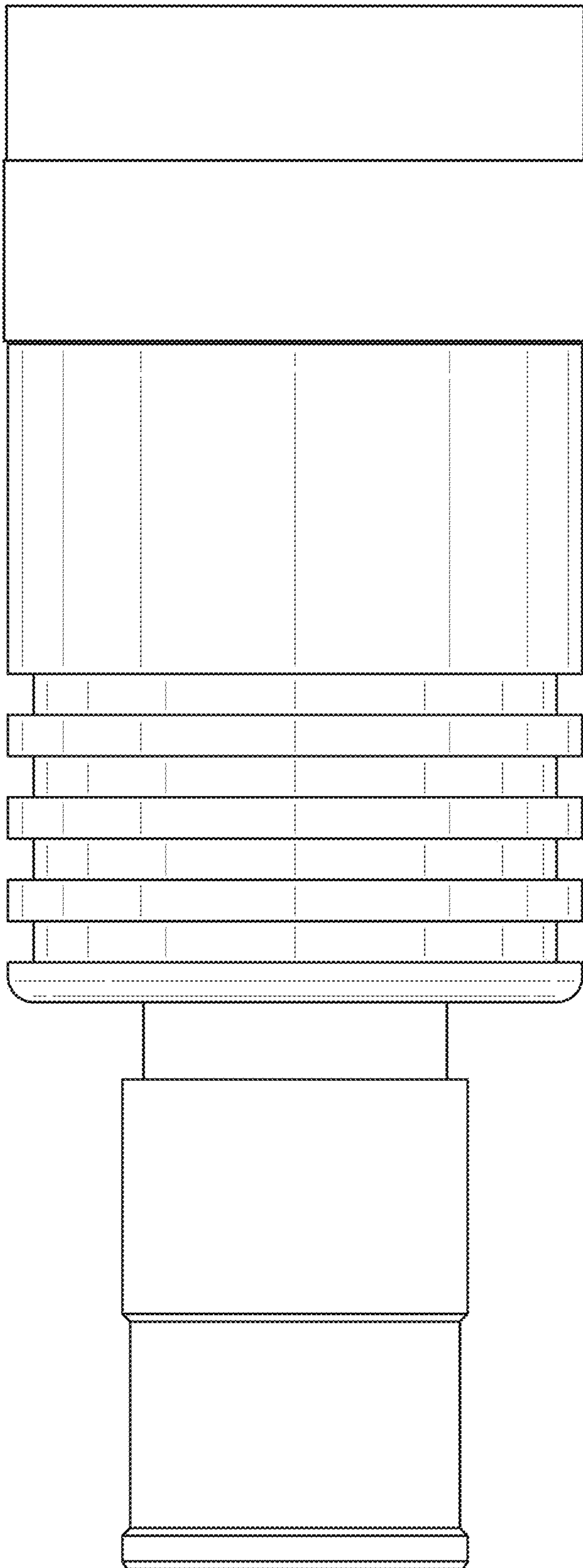


FIG. 5

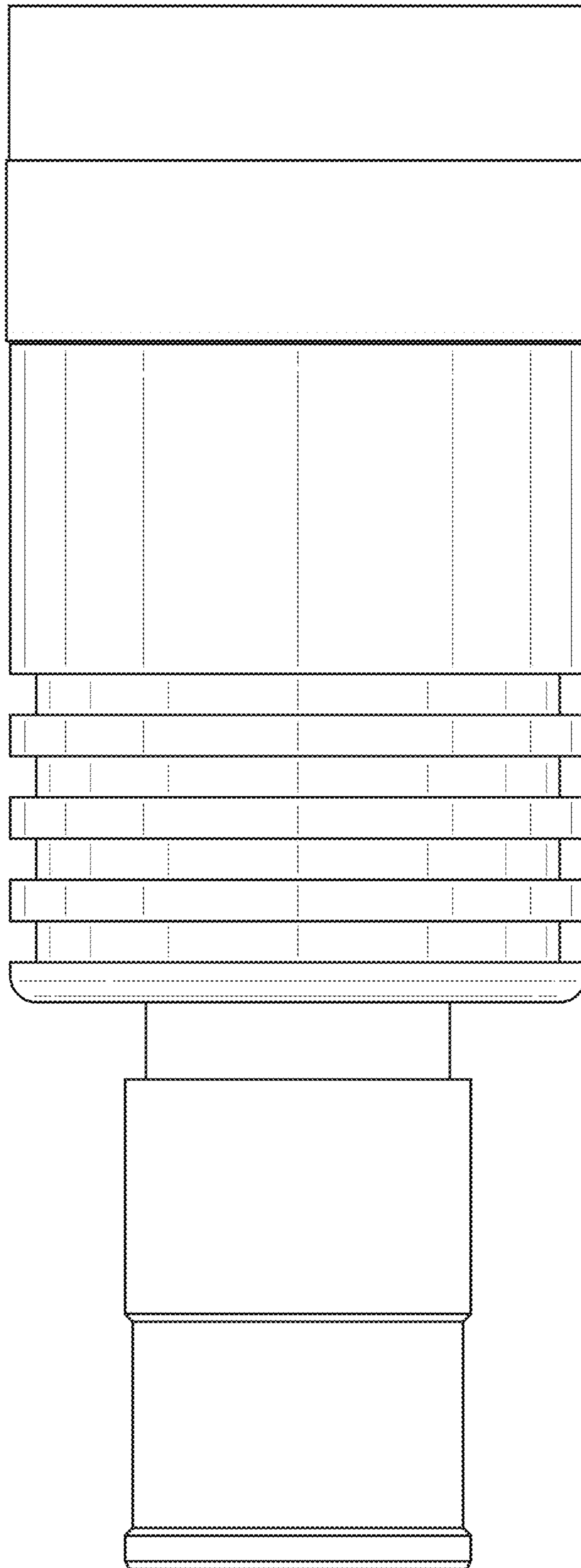


FIG. 6




FIG. 7