

US00D990692S

(12) **United States Design Patent**
Bell

(10) **Patent No.:** **US D990,692 S**

(45) **Date of Patent:** **** Jun. 27, 2023**

(54) **FOOT MASSAGER**

(71) Applicant: **Kerwin Bell**, Huntington Beach, CA
(US)

(72) Inventor: **Kerwin Bell**, Huntington Beach, CA
(US)

(**) Term: **15 Years**

(21) Appl. No.: **29/803,641**

(22) Filed: **Aug. 13, 2021**

(51) **LOC (14) Cl.** **24-01**

(52) **U.S. Cl.**
USPC **D24/213**; D24/211

(58) **Field of Classification Search**
USPC D24/133, 188, 200, 211, 212, 213, 214,
D24/215; D21/662, 688
CPC A63B 2023/006; A63B 2208/0252; A61H
2205/125; A61H 2205/12
See application file for complete search history.

(56) **References Cited**

U.S. PATENT DOCUMENTS

D101,862 S *	11/1936	Fehn et al.	D24/212
D242,826 S *	12/1976	Posh	D24/212
D253,967 S *	1/1980	Miyadai	D24/212
D254,507 S *	3/1980	Redding	D21/685
D257,883 S *	1/1981	Holmberg	D24/212
D299,862 S *	2/1989	Norrid	D24/212
5,005,560 A *	4/1991	Quam	A61H 15/00 601/118
D333,871 S *	3/1993	Grenko	D24/211
D338,933 S *	8/1993	Nelly	D21/565
D346,450 S *	4/1994	Bruno	D24/212
D348,519 S *	7/1994	Cagle	D24/212
D352,555 S *	11/1994	Hsieh	D24/213
D393,720 S *	4/1998	Chien	D24/212
D395,137 S *	6/1998	Summers	D24/212
D396,111 S *	7/1998	Chien	D24/211
D396,295 S *	7/1998	Summers	D24/212

D398,399 S *	9/1998	Vincent	D24/143
D399,570 S *	10/1998	Chen	D24/212
D405,887 S *	2/1999	Antoskow	D24/211
D414,874 S *	10/1999	Edens	D24/212
D465,029 S *	10/2002	Chen	D24/212
D478,997 S *	8/2003	Viner	D24/212
D479,334 S *	9/2003	Chou	D24/212
D491,271 S *	6/2004	Siegfried	D24/212
D527,830 S *	9/2006	Chien	D24/212
D545,975 S *	7/2007	Bell	D24/211
D605,302 S *	12/2009	Tsang	D24/212

(Continued)

OTHER PUBLICATIONS

Amazon, "Soothera Wooden Ball Foot Massager", Date First Available: Jun. 11, 2009. <https://www.amazon.com/Soothera-Wooden-Ball-Foot-Massager/dp/B002CVTU0G#> (Year: 2009).*

(Continued)

Primary Examiner — Michael A Maharajh

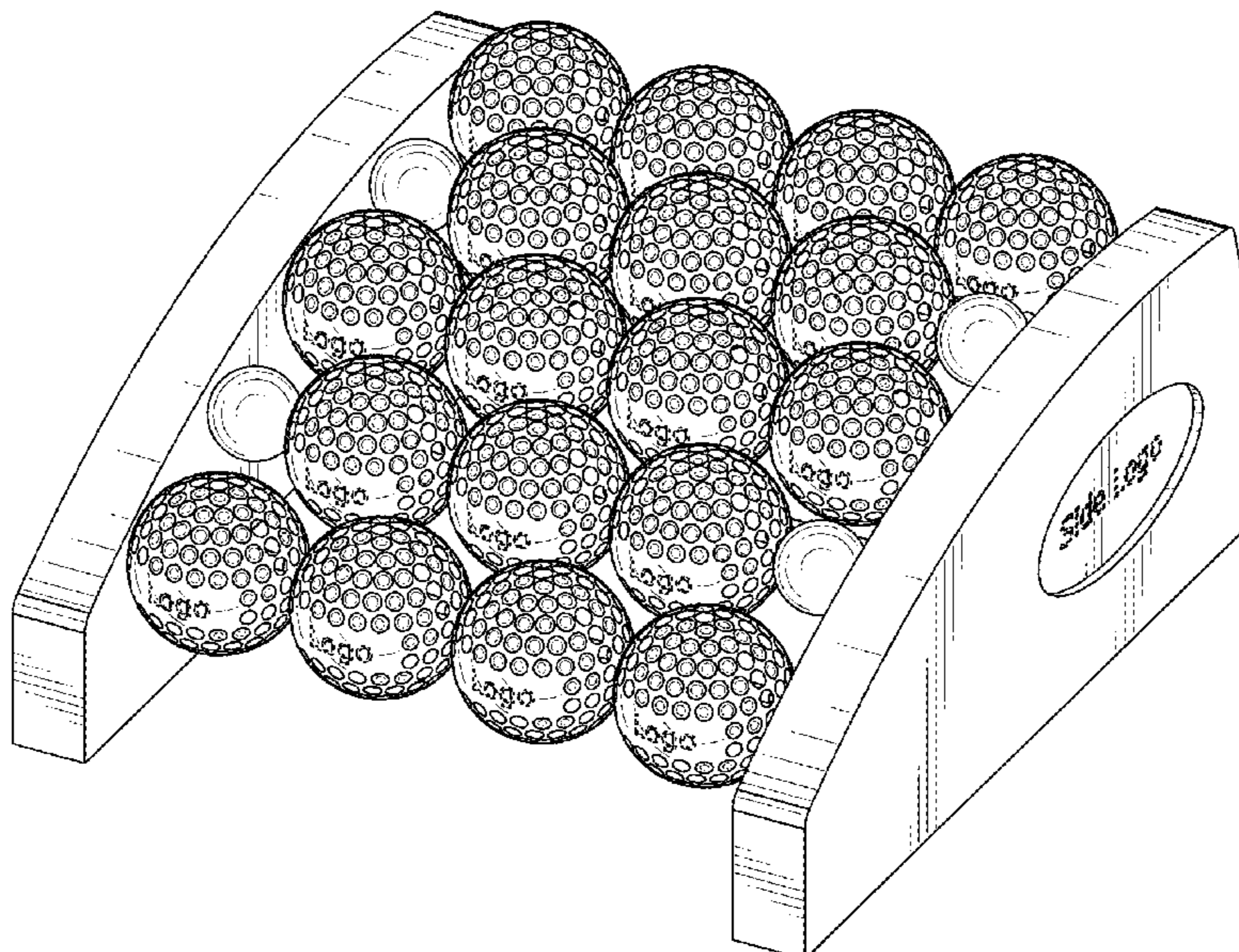
(57) **CLAIM**

The ornamental design for a foot massager, as shown and described.

DESCRIPTION

FIG. 1 is a top front perspective view of a foot massager showing my new design;
FIG. 2 is a bottom front perspective view thereof;
FIG. 3 is a front elevational view thereof;
FIG. 4 is a rear elevational view thereof;
FIG. 5 is a top plan view thereof;
FIG. 6 is a bottom plan view thereof;
FIG. 7 is a right elevational view thereof; and,
FIG. 8 is a left elevational view thereof.
The letters shown in broken lines are for the purpose of illustrating environmental structure, which form no part of the claimed design.

1 Claim, 8 Drawing Sheets



(56)

References Cited

U.S. PATENT DOCUMENTS

D612,946 S * 3/2010 Ferri D24/200
D763,459 S * 8/2016 Vitko D24/211
D902,422 S * 11/2020 Schaefer D24/211

OTHER PUBLICATIONS

Walmart, "Gaiam Relax Foot Roller", Earliest Review Date: Jan. 16, 2019. <https://www.walmart.com/ip/Gaiam-Relax-Foot-Roller/203017332> (Year: 2019).*

* cited by examiner

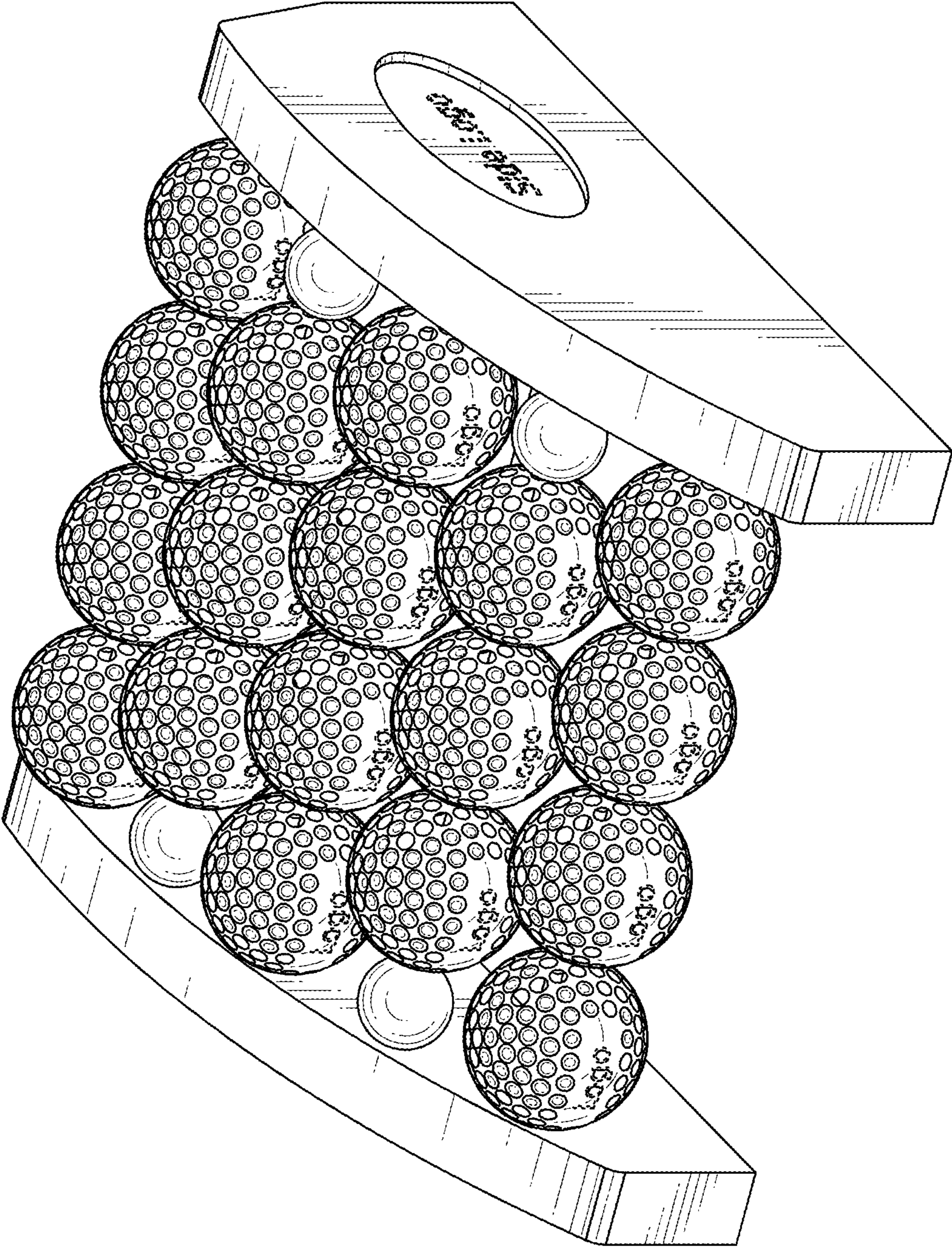


FIG. 1

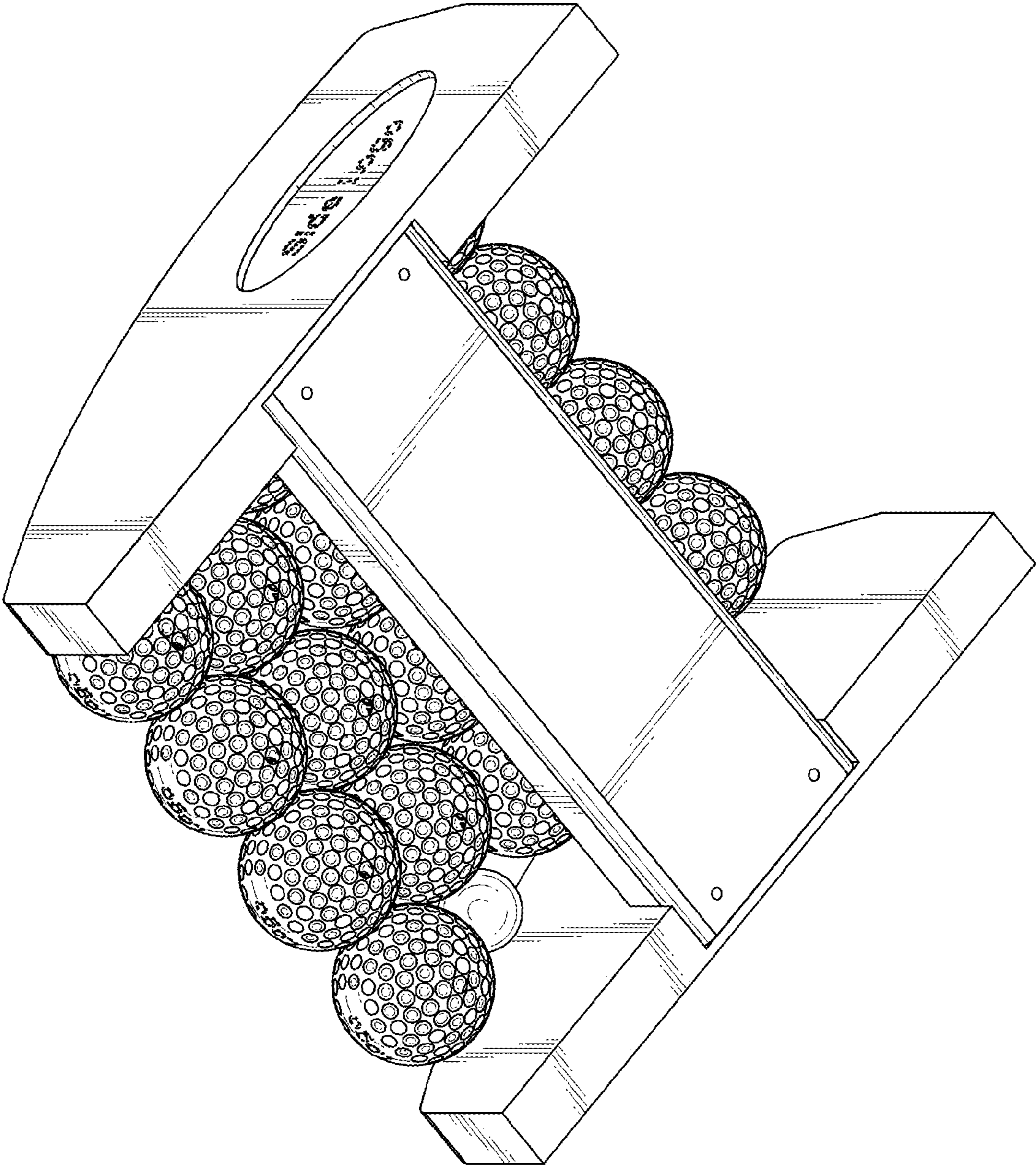


FIG. 2

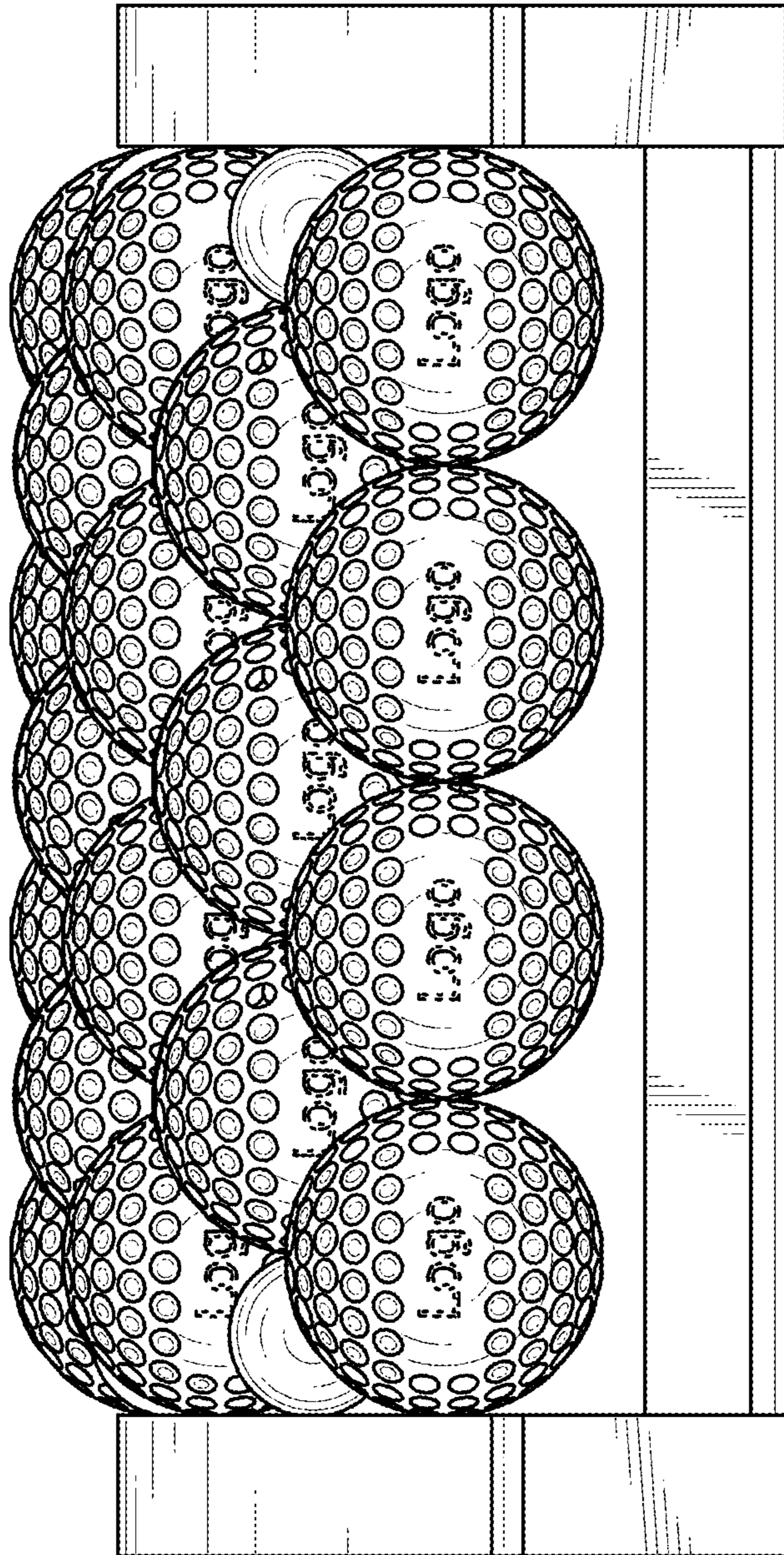


FIG. 3




FIG. 4

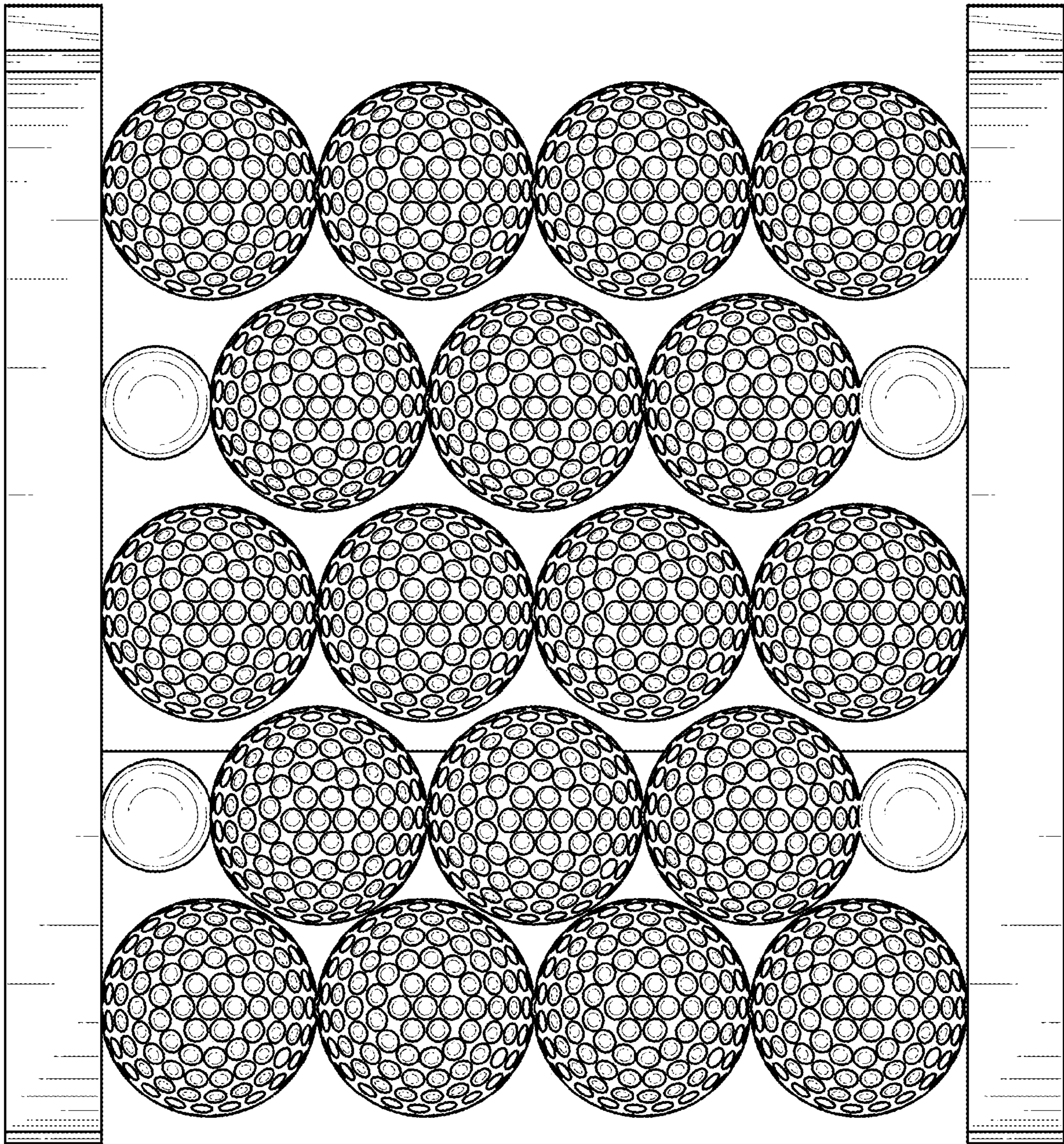


FIG. 5

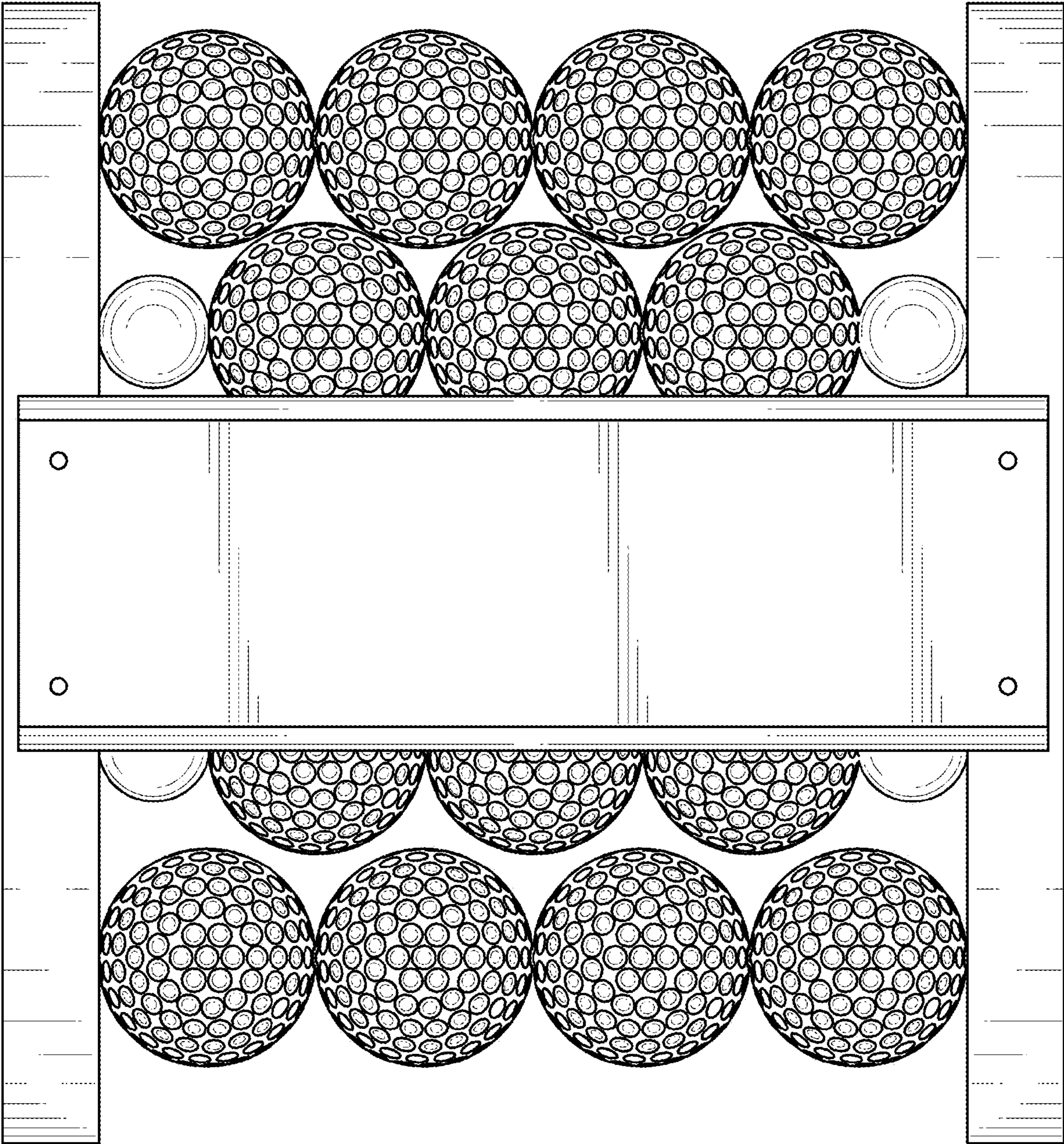


FIG. 6

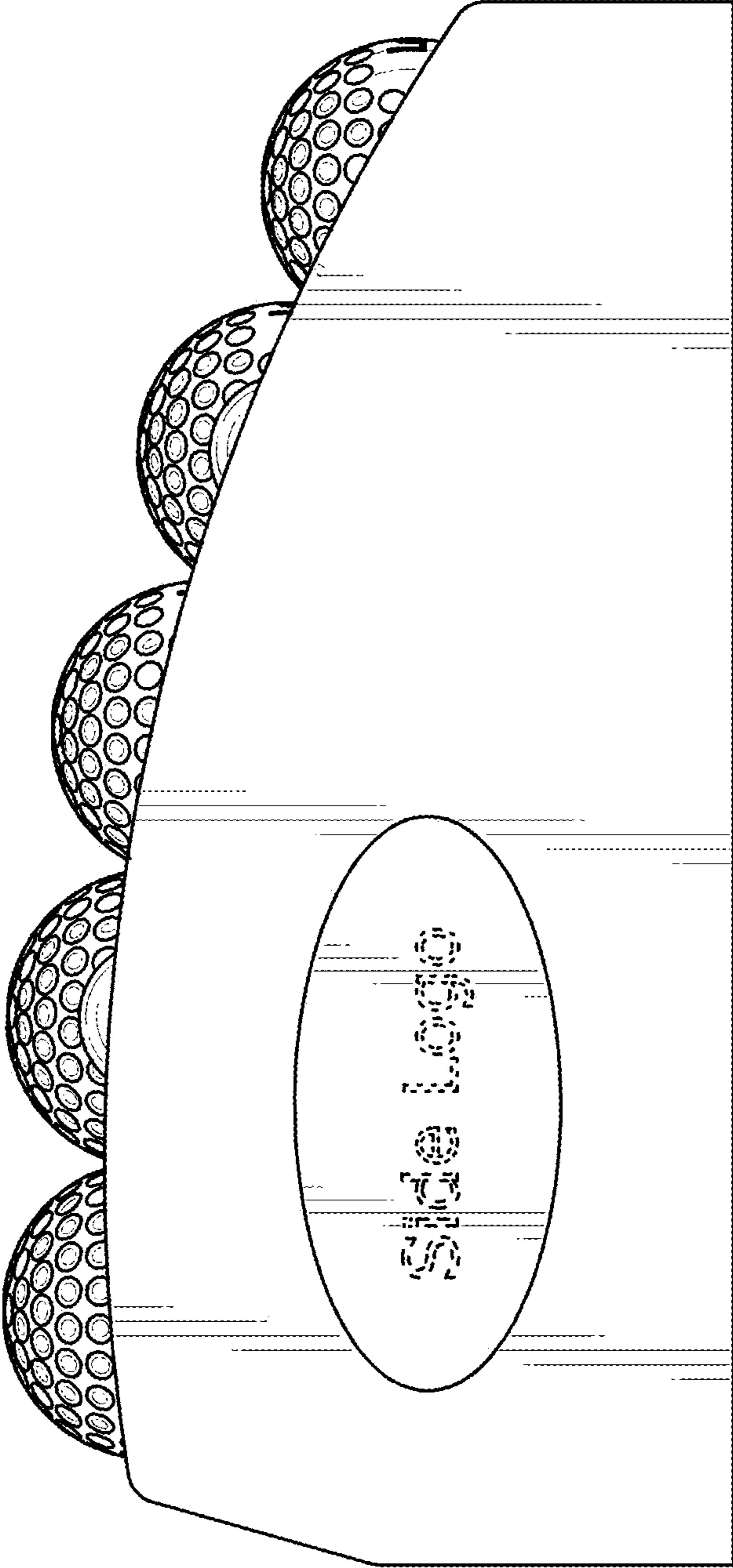


FIG. 7

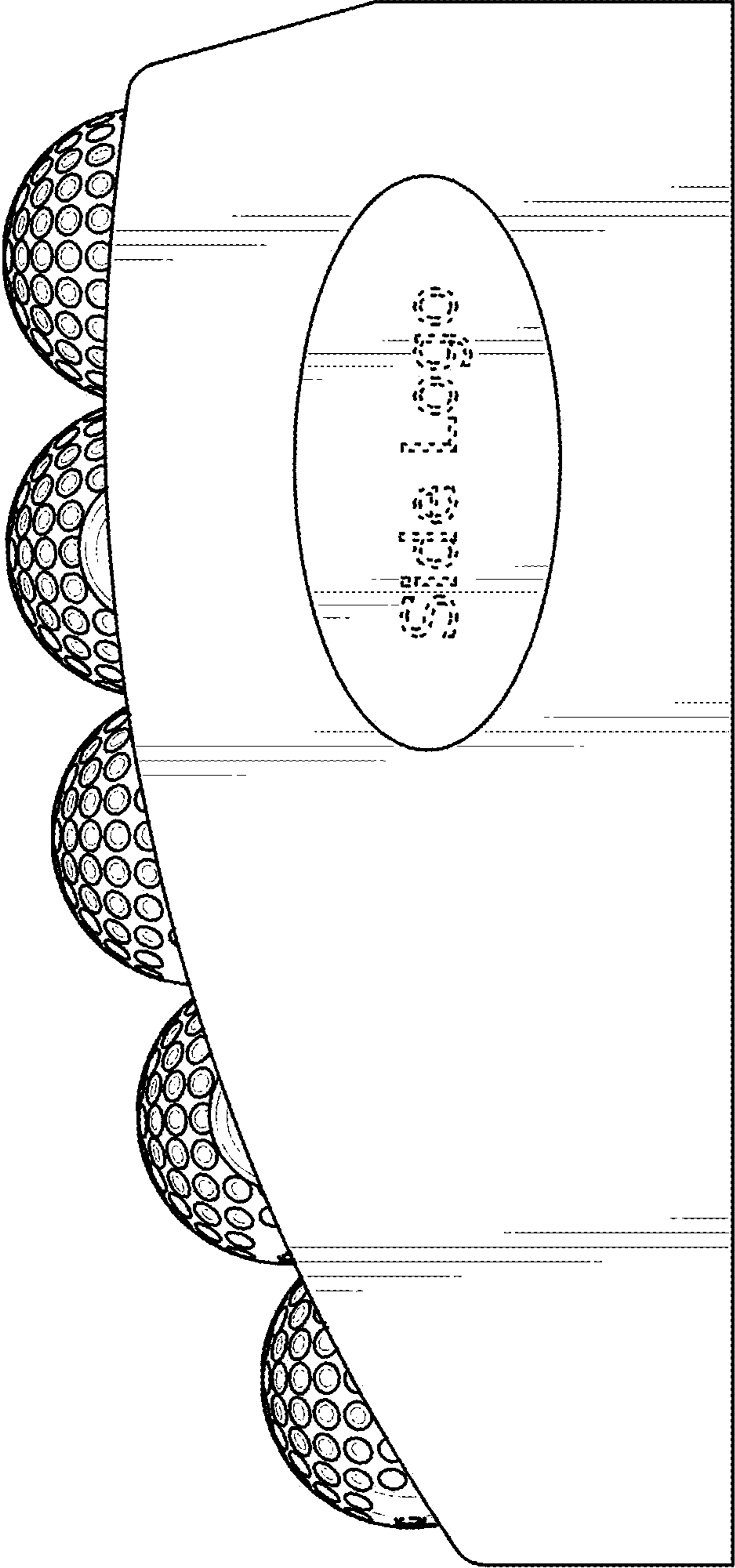


FIG. 8