



US00D990026S

(12) **United States Design Patent** (10) **Patent No.:** **US D990,026 S**
Yin (45) **Date of Patent:** **** Jun. 20, 2023**

(54) **FLOOR LAMP**
(71) Applicant: **Peter Yin**, Walnut, CA (US)
(72) Inventor: **Peter Yin**, Walnut, CA (US)
(**) Term: **15 Years**
(21) Appl. No.: **29/827,430**
(22) Filed: **Feb. 19, 2022**
(51) **LOC (14) Cl.** **26-05**
(52) **U.S. Cl.**
USPC **D26/107; D26/102**
(58) **Field of Classification Search**
USPC D26/61, 62, 63, 64, 65, 76, 93, 94, 100,
D26/102, 107, 110, 111
CPC .. F21S 6/002; F21S 6/003; F21S 6/004; F21S
6/005; F21S 6/006; F21S 6/007; F21S
6/008; F21S 8/00; F21S 8/032; F21S
8/035; F21S 8/036; F21S 10/00; F21S
10/02; F21S 10/06; F21W 2131/30;
F21W 2131/301; F21V 21/00; F21V
21/02; F21V 21/06; F21V 21/26; F21V
3/02; F21V 3/023
See application file for complete search history.

(56) **References Cited**
U.S. PATENT DOCUMENTS
D341,000 S * 11/1993 Kramer D26/107
D345,231 S * 3/1994 Kramer D26/102

D589,645 S * 3/2009 Citterio D26/107
D753,867 S * 4/2016 Yin D26/107
D822,878 S * 7/2018 Yeh D26/107
D871,651 S * 12/2019 Meise D26/107
D903,184 S * 11/2020 Yeh D26/102
D944,442 S * 2/2022 Chen D26/93
D948,104 S * 4/2022 Gu D26/107
D967,502 S * 10/2022 Liang D26/106
2014/0355279 A1* 12/2014 Chung F21V 21/14
362/427

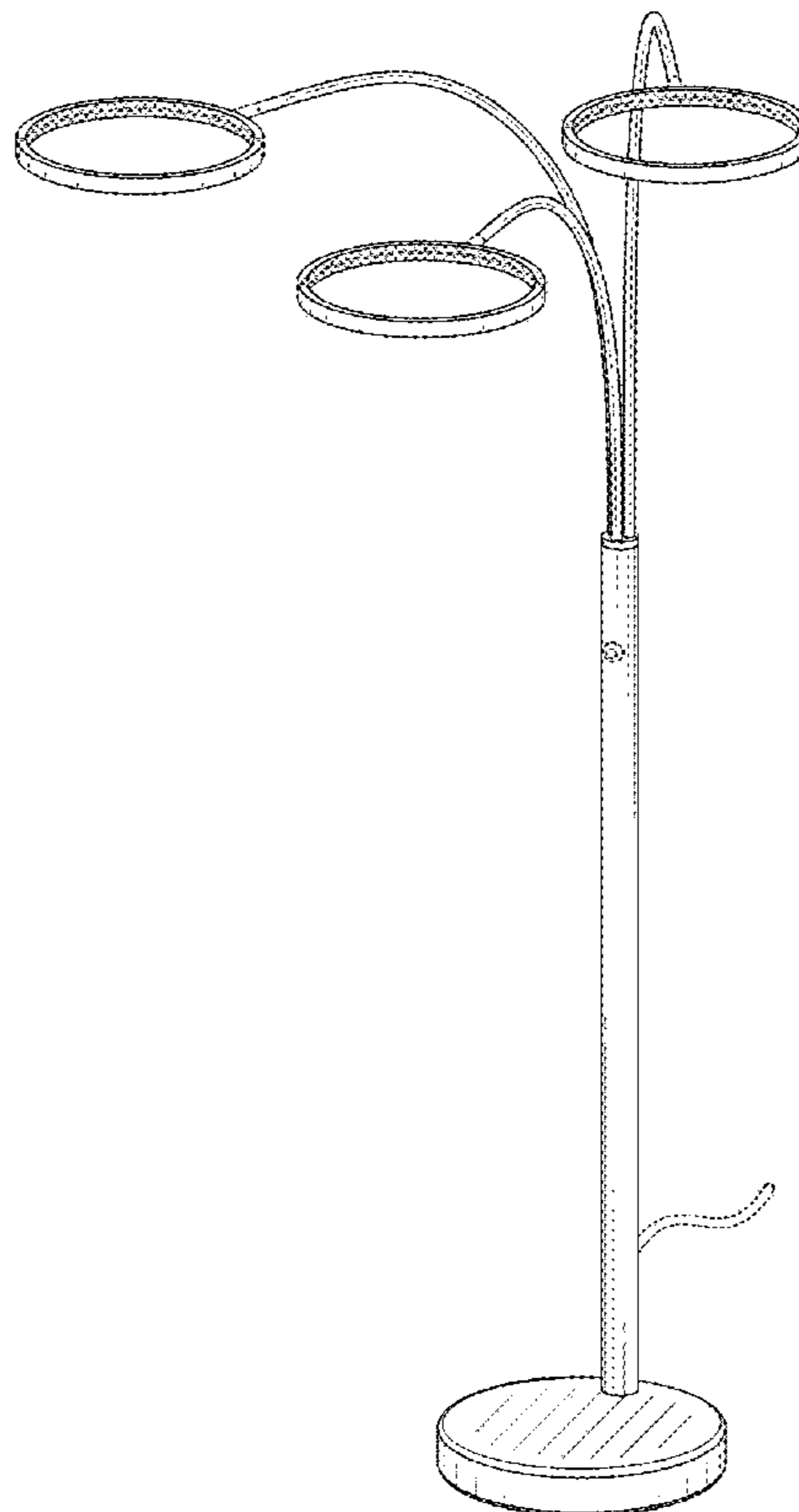
* cited by examiner

Primary Examiner — Clint A Samuel
(74) *Attorney, Agent, or Firm* — Barry Choobin; Patent
360

(57) **CLAIM**
The ornamental design for a floor lamp, as shown and
described.

DESCRIPTION
FIG. 1 is a perspective view of a floor lamp, showing my
new design;
FIG. 2 is a front view thereof;
FIG. 3 is a rear view thereof;
FIG. 4 is a right side view thereof;
FIG. 5 is a left side view thereof;
FIG. 6 is a top view thereof; and,
FIG. 7 is a bottom view thereof.
The broken lines depict portions of the article that form no
part of the claimed design.

1 Claim, 7 Drawing Sheets



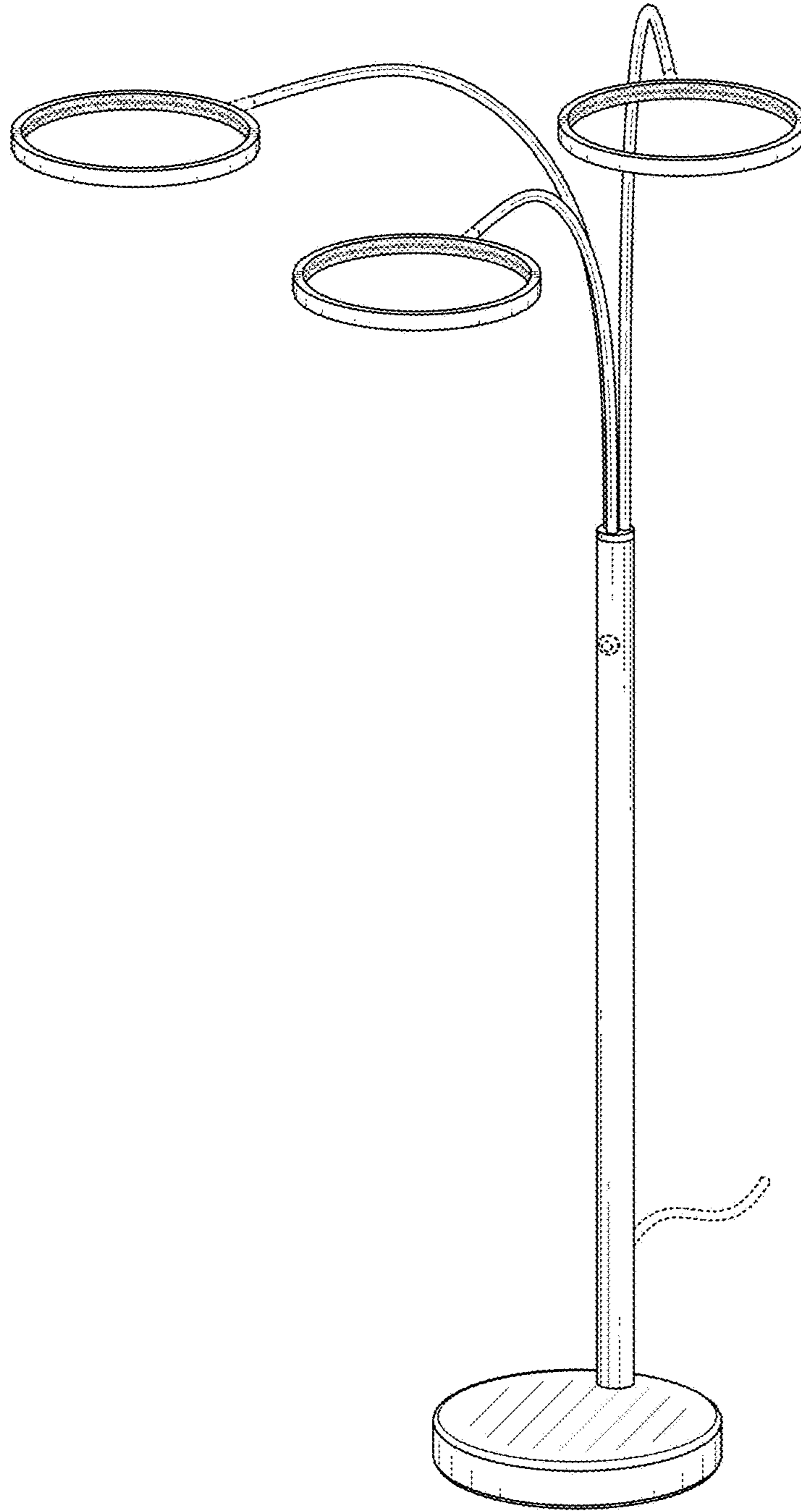


FIG. 1

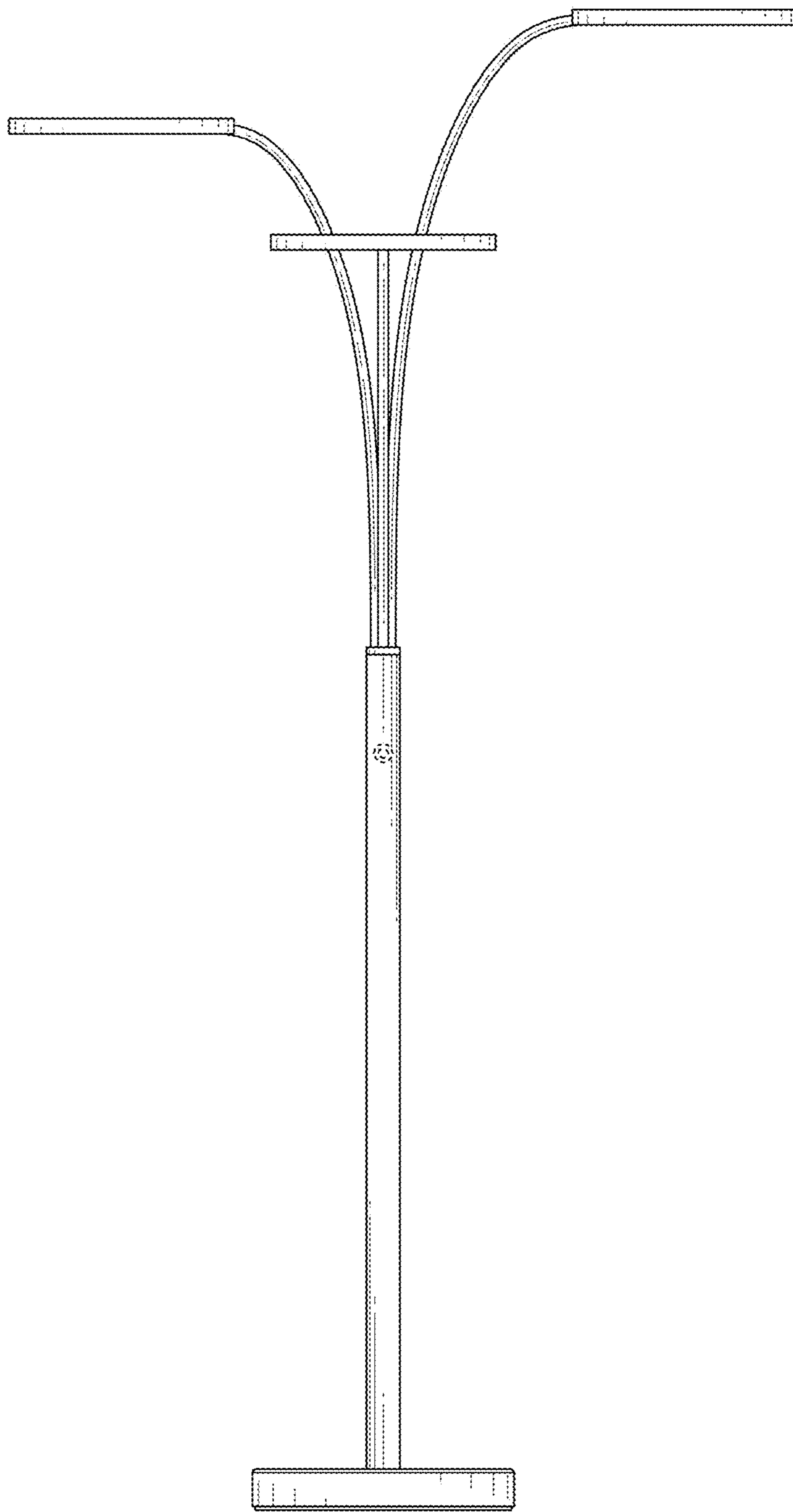


FIG. 2

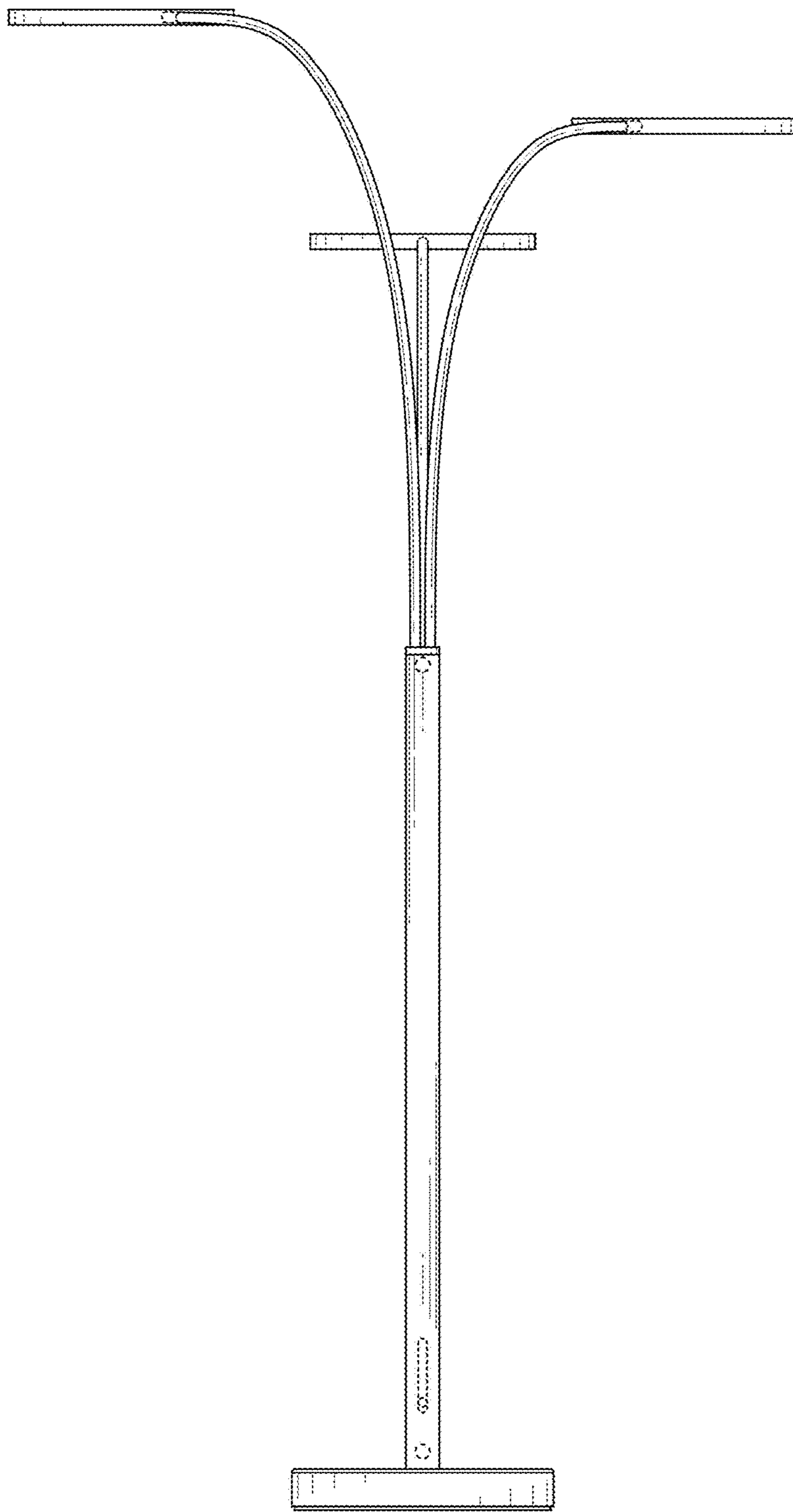


FIG. 3




FIG. 4



FIG. 5

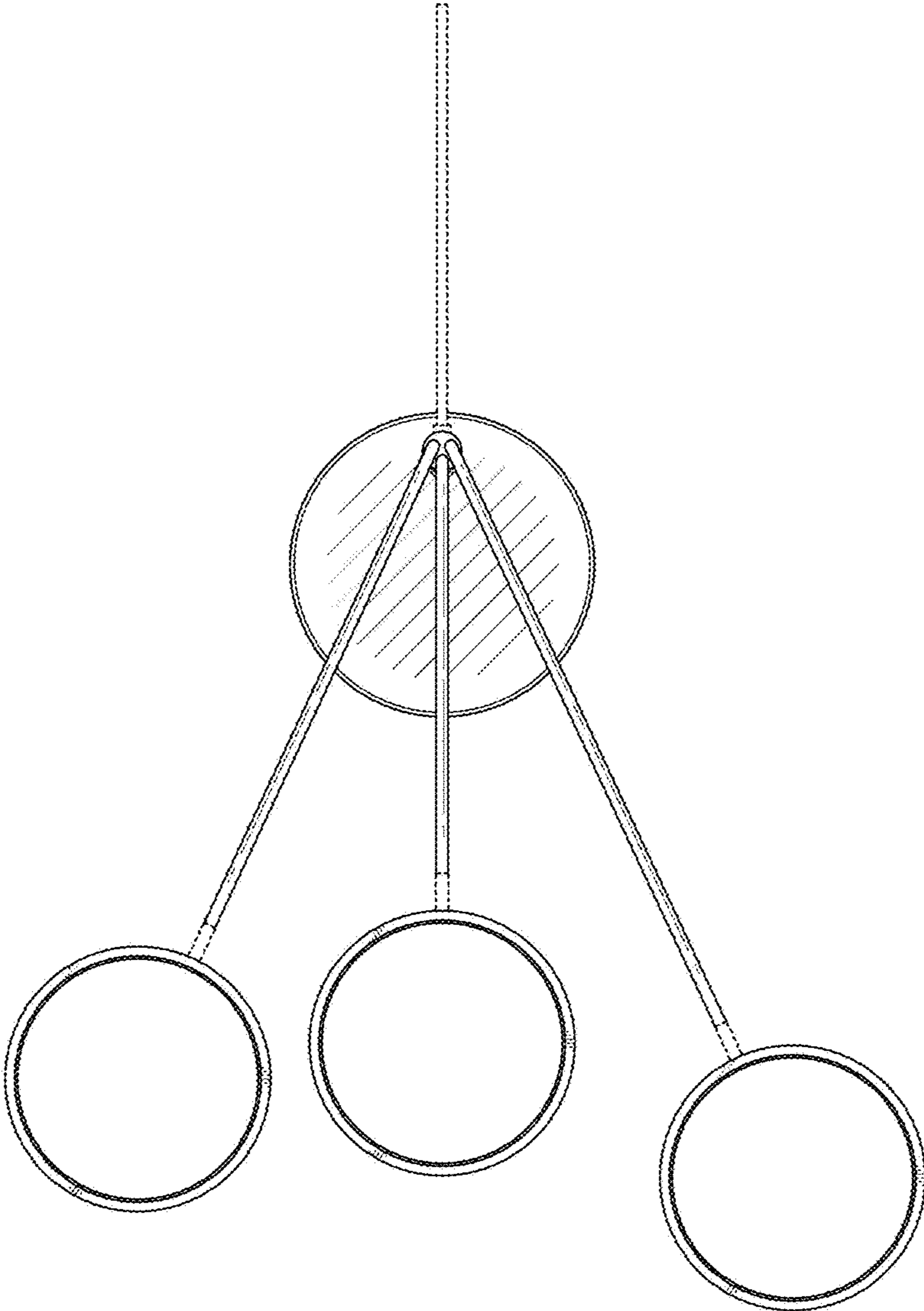


FIG. 6

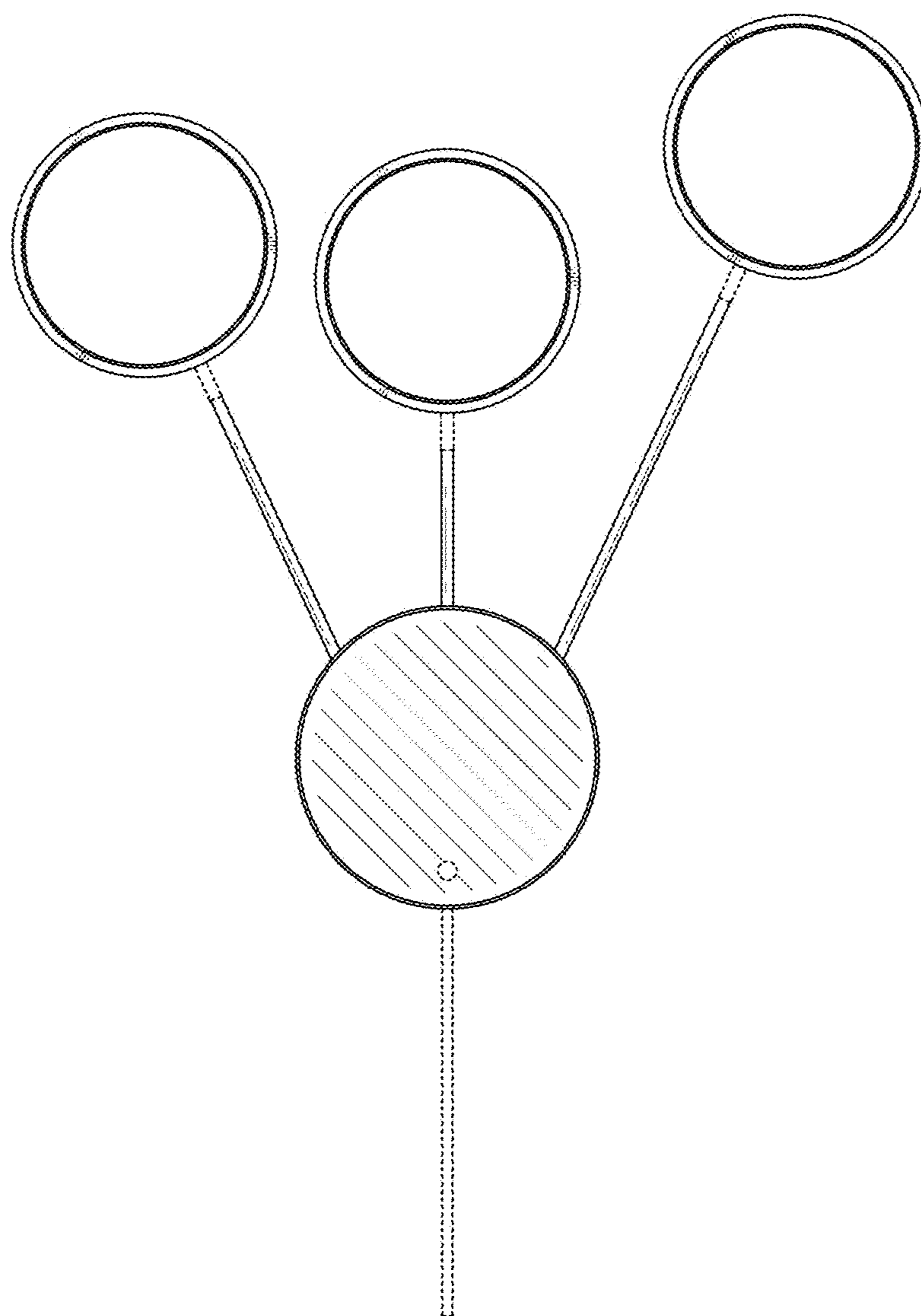


FIG. 7