



US00D989998S

(12) **United States Design Patent** (10) **Patent No.:** **US D989,998 S**
Depeyster et al. (45) **Date of Patent:** **** Jun. 20, 2023**

(54) **VEHICLE TAIL LAMP**
(71) Applicant: **Ford Global Technologies, LLC**,
Dearborn, MI (US)
(72) Inventors: **Damon G. Depeyster**, Northville, MI
(US); **Soohyoung Kim**, Northville, MI
(US); **William J. Mangan**, Ypsilanti,
MI (US); **Todd Willing**, Grosse Pointe,
MI (US)
(73) Assignee: **Ford Global Technologies, LLC**,
Dearborn, MI (US)
(**) Term: **15 Years**
(21) Appl. No.: **29/803,456**
(22) Filed: **Aug. 12, 2021**
(51) **LOC (14) Cl.** **26-06**
(52) **U.S. Cl.**
USPC **D26/28**
(58) **Field of Classification Search**
USPC D26/28
CPC F21S 41/00-698
See application file for complete search history.

D923,217 S * 6/2021 Lee F21S 43/00
D26/28
D933,266 S * 10/2021 Park D26/28
D942,655 S * 2/2022 Meyer D26/28
D962,506 S * 8/2022 He D26/28

FOREIGN PATENT DOCUMENTS

TW 212032-0001 * 6/2021
* cited by examiner

Primary Examiner — Cary M Robinson
Assistant Examiner — Julie Marie Bailey
(74) *Attorney, Agent, or Firm* — Vichit Chea

(57) **CLAIM**

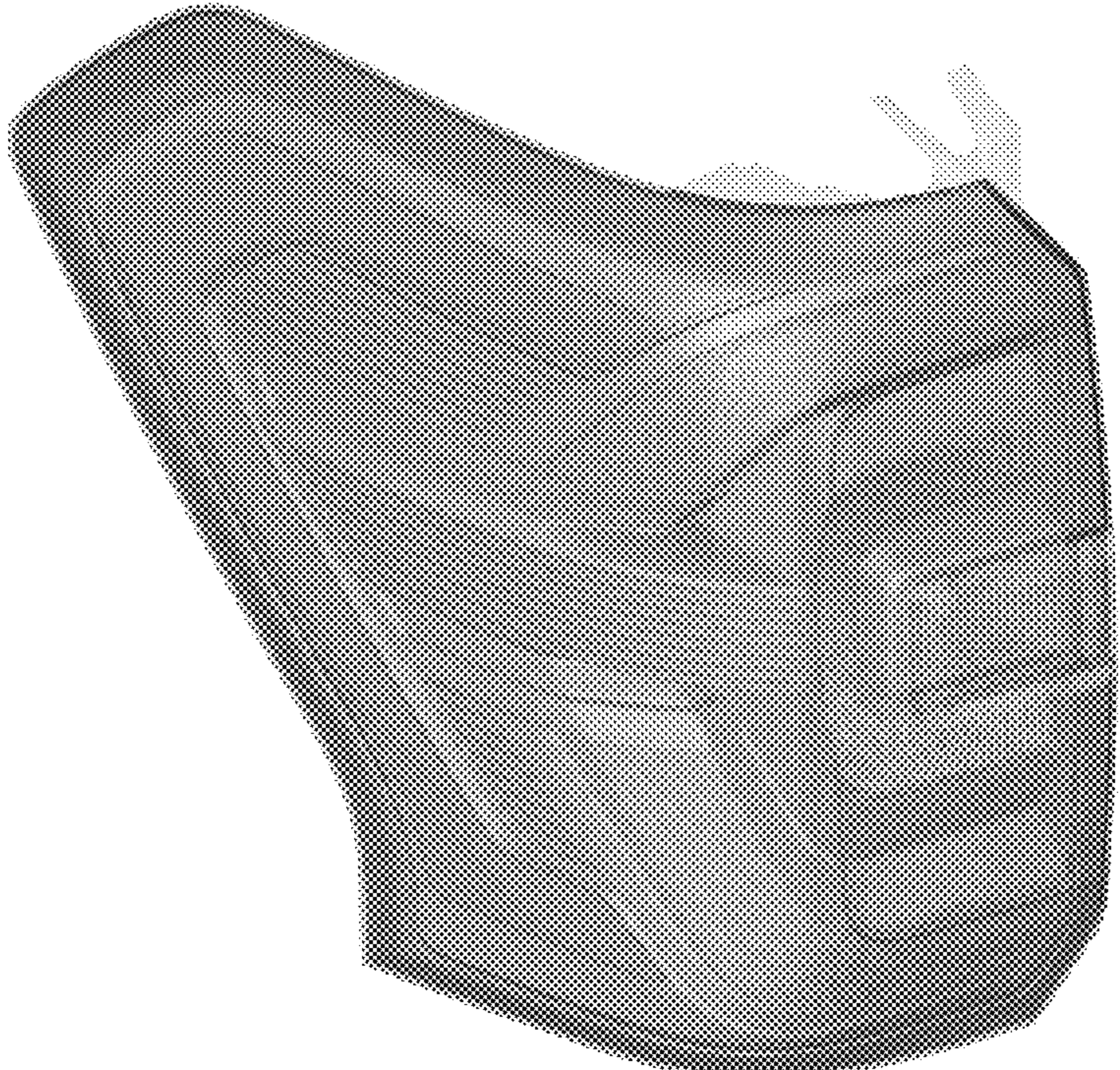
The ornamental design for a vehicle tail lamp, as shown and described.

DESCRIPTION

FIG. 1 is a front elevational view of a vehicle tail lamp, showing our new design;
FIG. 2 is a left side elevational view thereof;
FIG. 3 is a right side elevational view thereof;
FIG. 4 is a top plan view thereof;
FIG. 5 is a bottom plan view thereof;
FIG. 6 is a top, front and left side perspective view thereof; and,
FIG. 7 is a bottom, front and left side perspective view thereof.
The claimed design is indicated by the relatively dark portions in the figures. The de-emphasized and relatively light portions form no part of the claimed design.

1 Claim, 7 Drawing Sheets

(56) **References Cited**
U.S. PATENT DOCUMENTS
D510,634 S 10/2005 Platto et al.
D814,079 S 3/2018 Bucher et al.
D821,003 S 6/2018 Bucher et al.
D830,590 S * 10/2018 Lai D26/28
D919,854 S * 5/2021 Kaoud D26/28
D921,938 S * 6/2021 Lin D26/28






Fig. 1




Fig. 2

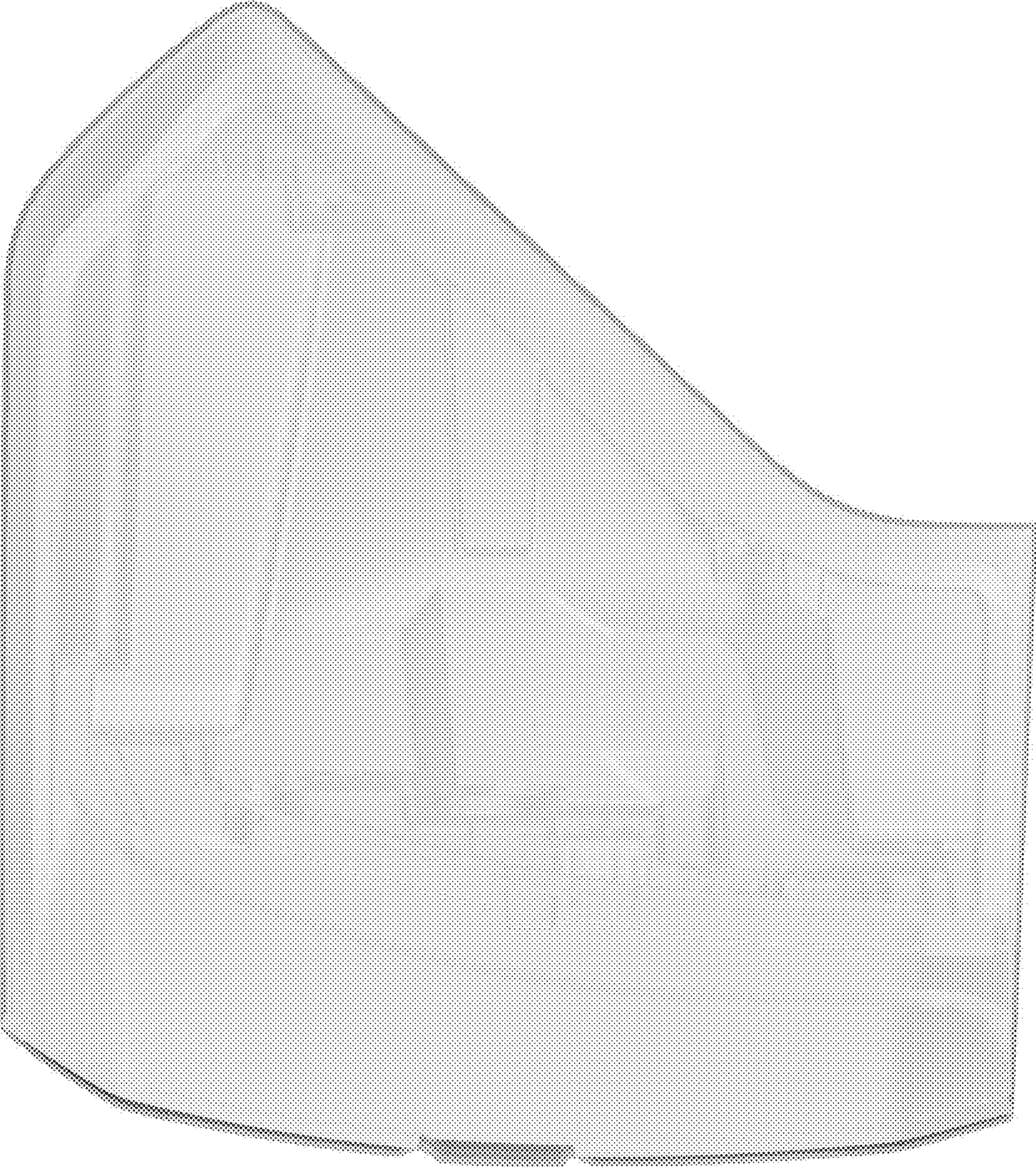


Fig. 3

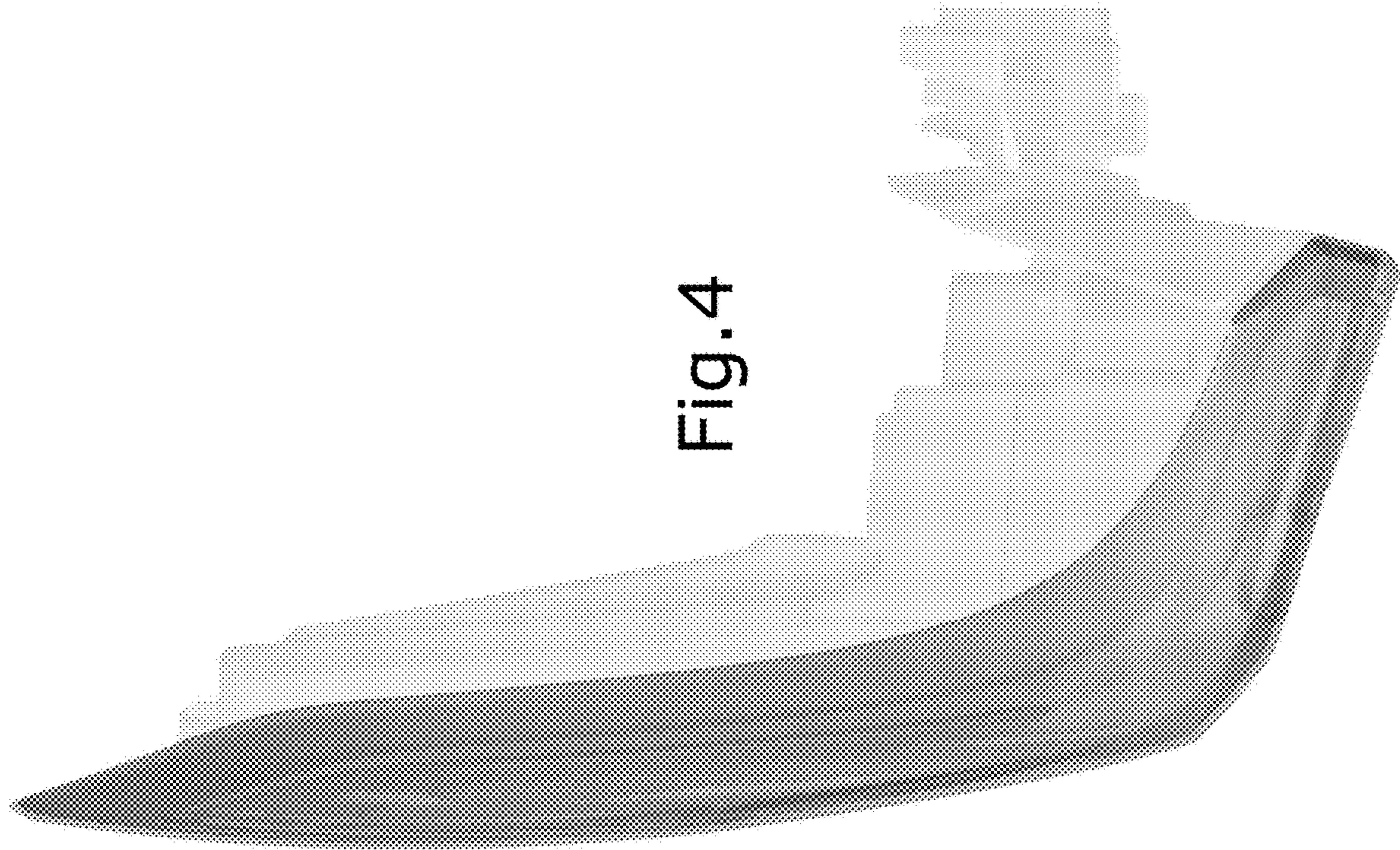


Fig. 4

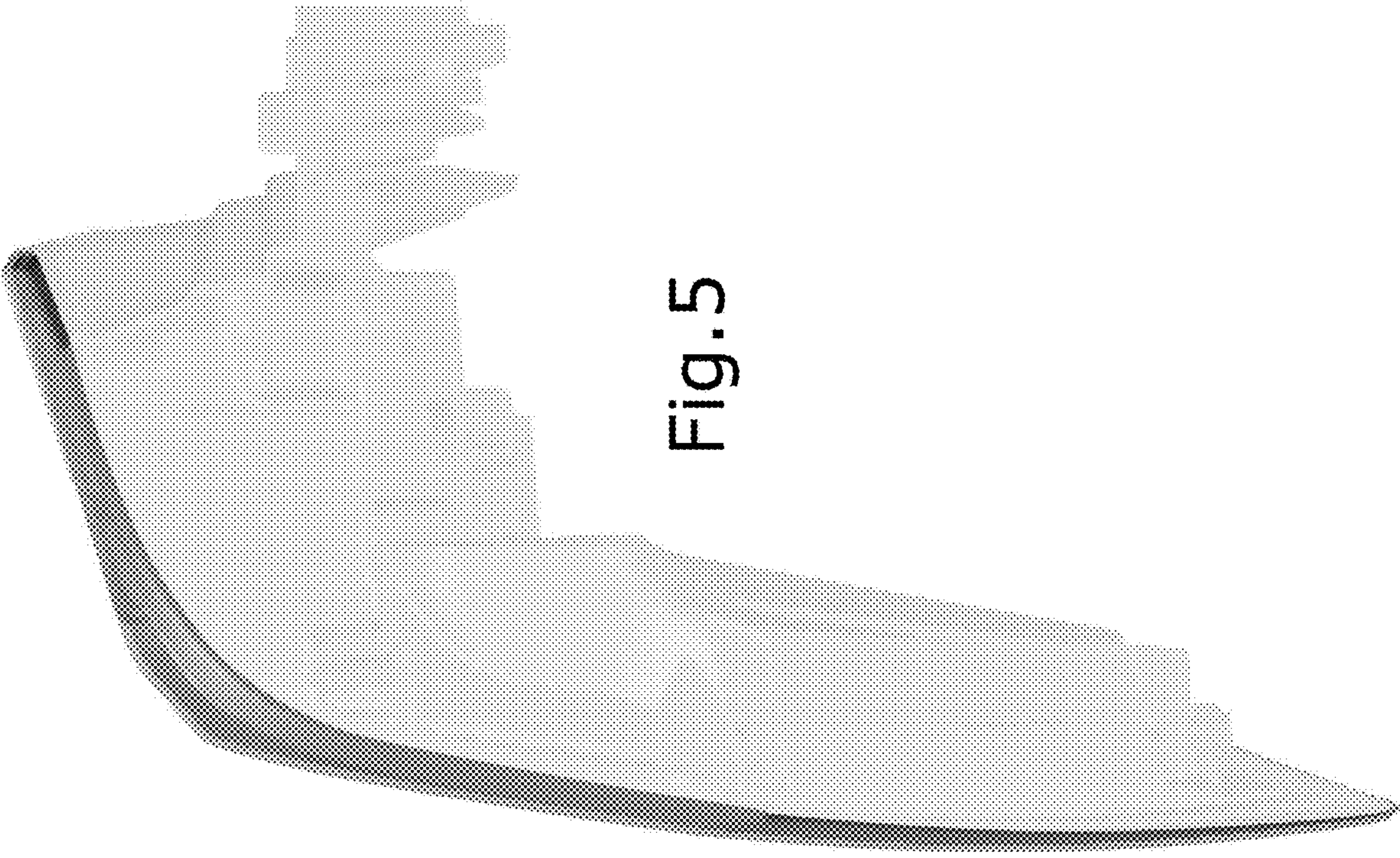


Fig. 5




Fig.6




Fig. 7