



US00D989988S

(12) **United States Design Patent**
Budnik

(10) **Patent No.:** **US D989,988 S**
(45) **Date of Patent:** **** Jun. 20, 2023**

(54) **CONCRETE BLOCK**

FOREIGN PATENT DOCUMENTS

(71) Applicant: **Besser Company**, Alpena, MI (US)

AP D00240-0001 * 9/2010

(72) Inventor: **Brian Thomas Budnik**, Alpena, MI (US)

CN 304119262 * 4/2017

KR 300415776.0000 * 6/2006

(73) Assignee: **Besser Company**, Alpena, MI (US)

OTHER PUBLICATIONS

(**) Term: **15 Years**

CMU2016—web <https://besser.com/wp-content/uploads/2017/07/CMU2016-web.pdf> Jul. 2017 (Year: 2017).*

(21) Appl. No.: **29/785,666**

* cited by examiner

(22) Filed: **May 26, 2021**

Primary Examiner — Leanne Was-Englehart

(51) **LOC (14) Cl.** **25-01**

(52) **U.S. Cl.**
USPC **D25/114**

(57) **CLAIM**

(58) **Field of Classification Search**
USPC D25/112–118
CPC E04B 2002/0228; E04B 2002/0206; E04B 2/18

The ornamental design for a concrete block, as shown and described.

See application file for complete search history.

DESCRIPTION

(56) **References Cited**

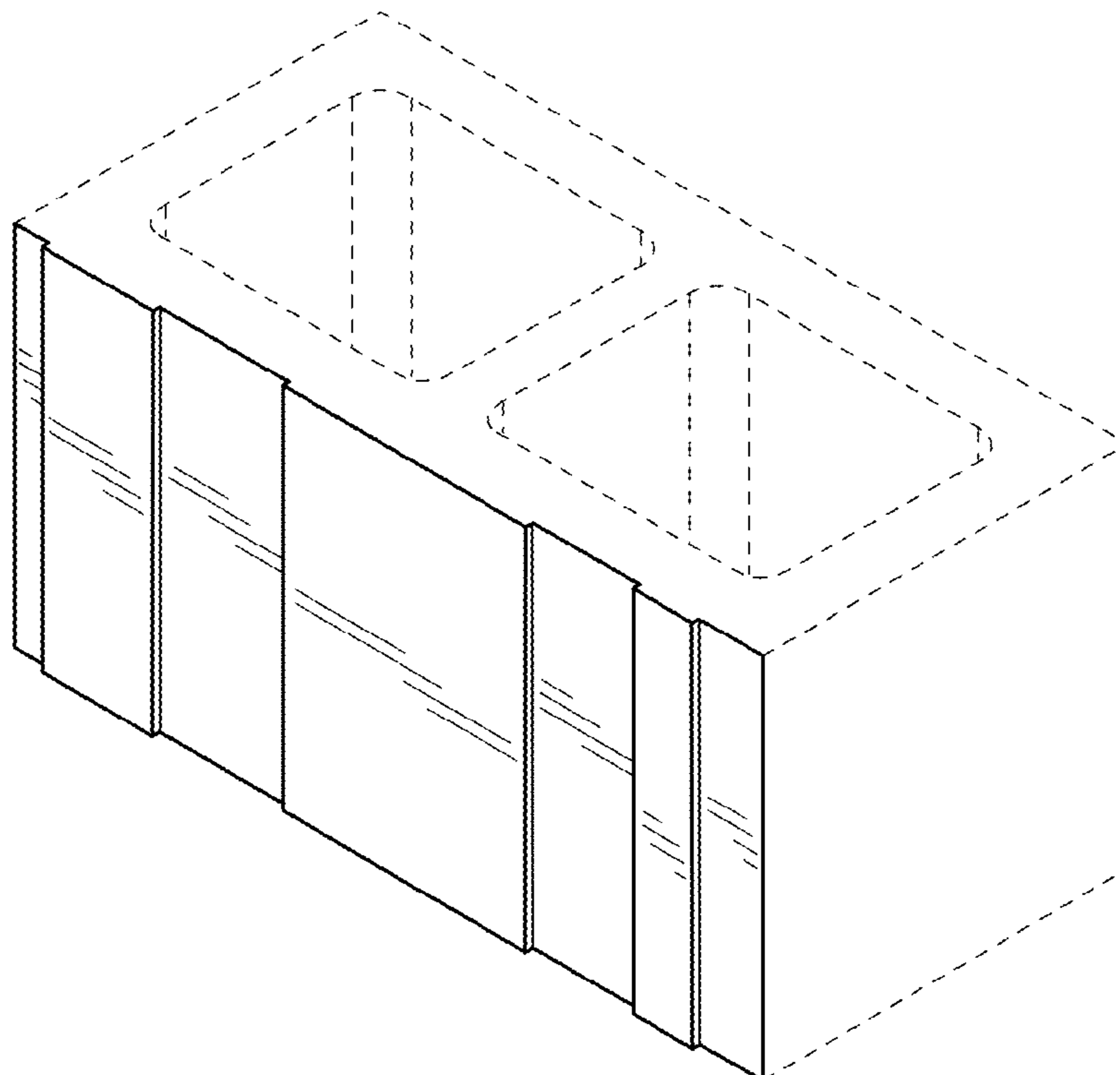
FIG. 1 is a perspective front view of a concrete block;
FIG. 2 is a front view thereof;
FIG. 3 is a right side view thereof;
FIG. 4 is a left side view thereof;
FIG. 5 is a back view thereof;
FIG. 6 is a top view thereof; and,
FIG. 7 is a bottom view thereof.

U.S. PATENT DOCUMENTS

D340,775 S	10/1993	Sauve	
D368,313 S *	3/1996	Schulz, Jr.	D25/118
D448,857 S *	10/2001	Staten	D25/113
D510,443 S *	10/2005	Von Langsdorff	D25/112
D629,919 S *	12/2010	Meyer	D25/113
D827,156 S	8/2018	Rossi	
2011/0247289 A1 *	10/2011	Schmidt	E04B 2/16
			52/561
2017/0268226 A1 *	9/2017	Graniglia	E04B 2/18

The broken lines depict portions of the concrete block that form no part of the claimed design.

1 Claim, 2 Drawing Sheets



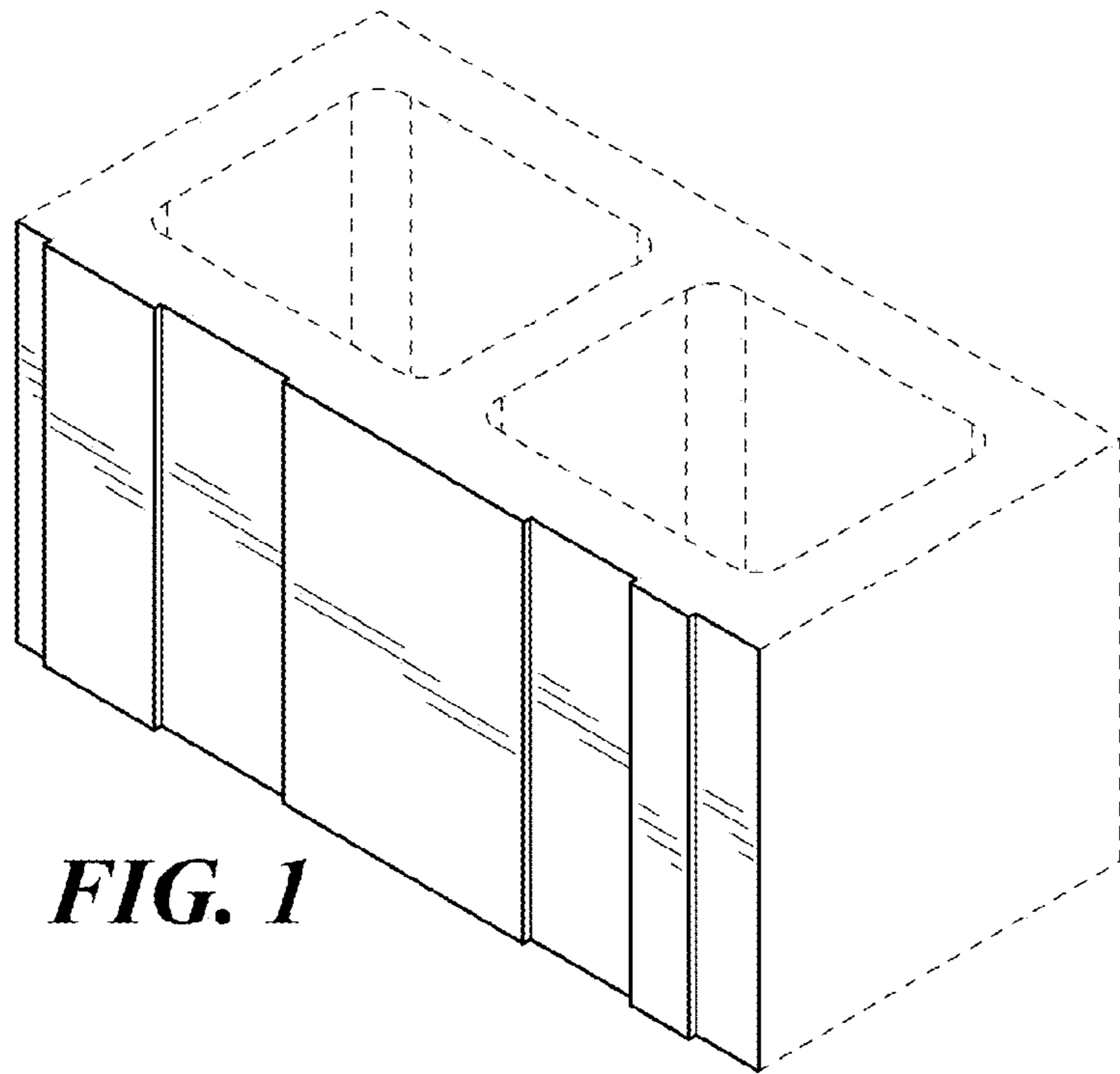


FIG. 1

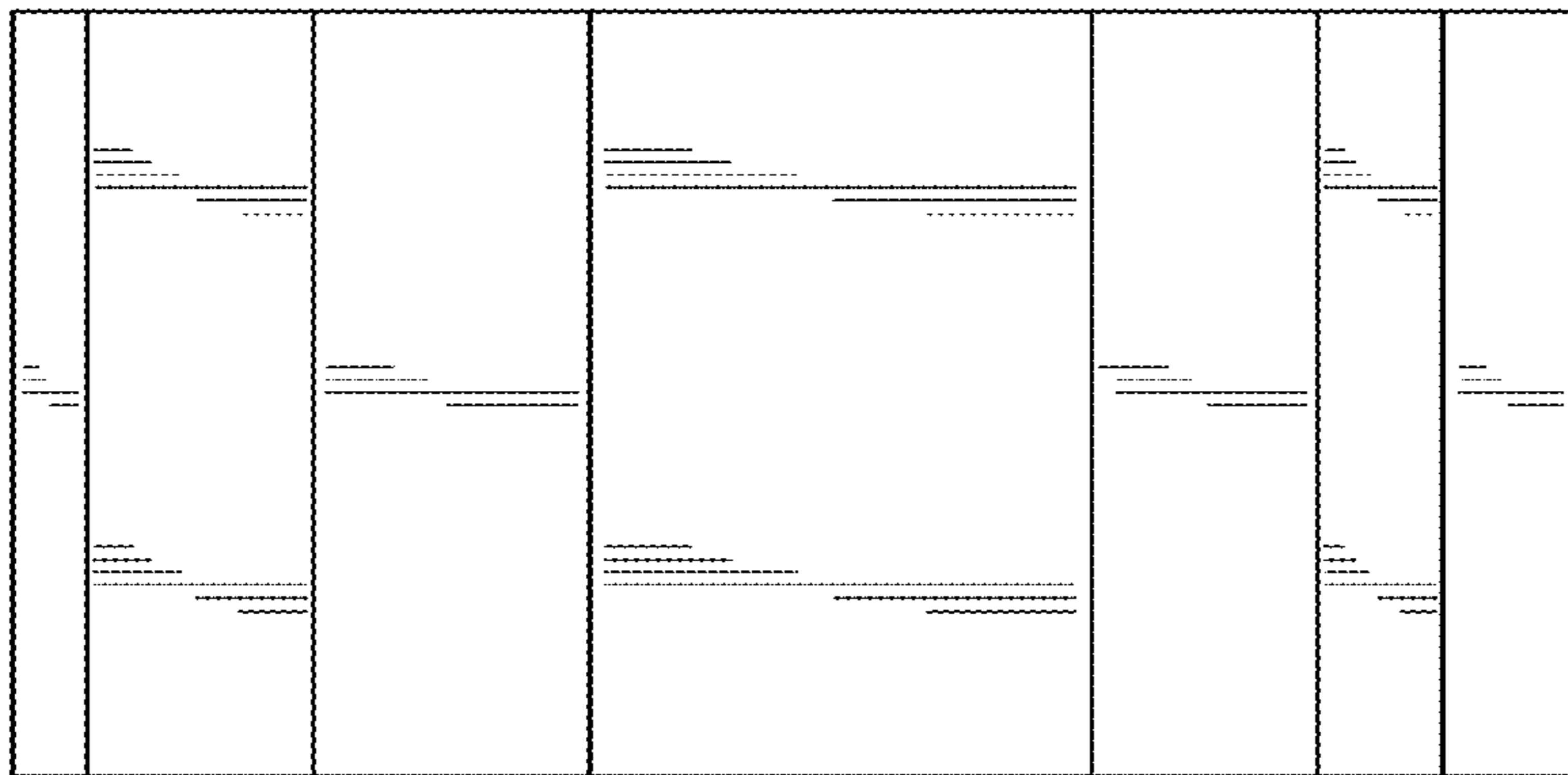


FIG. 2




FIG. 3




FIG. 4



FIG. 5

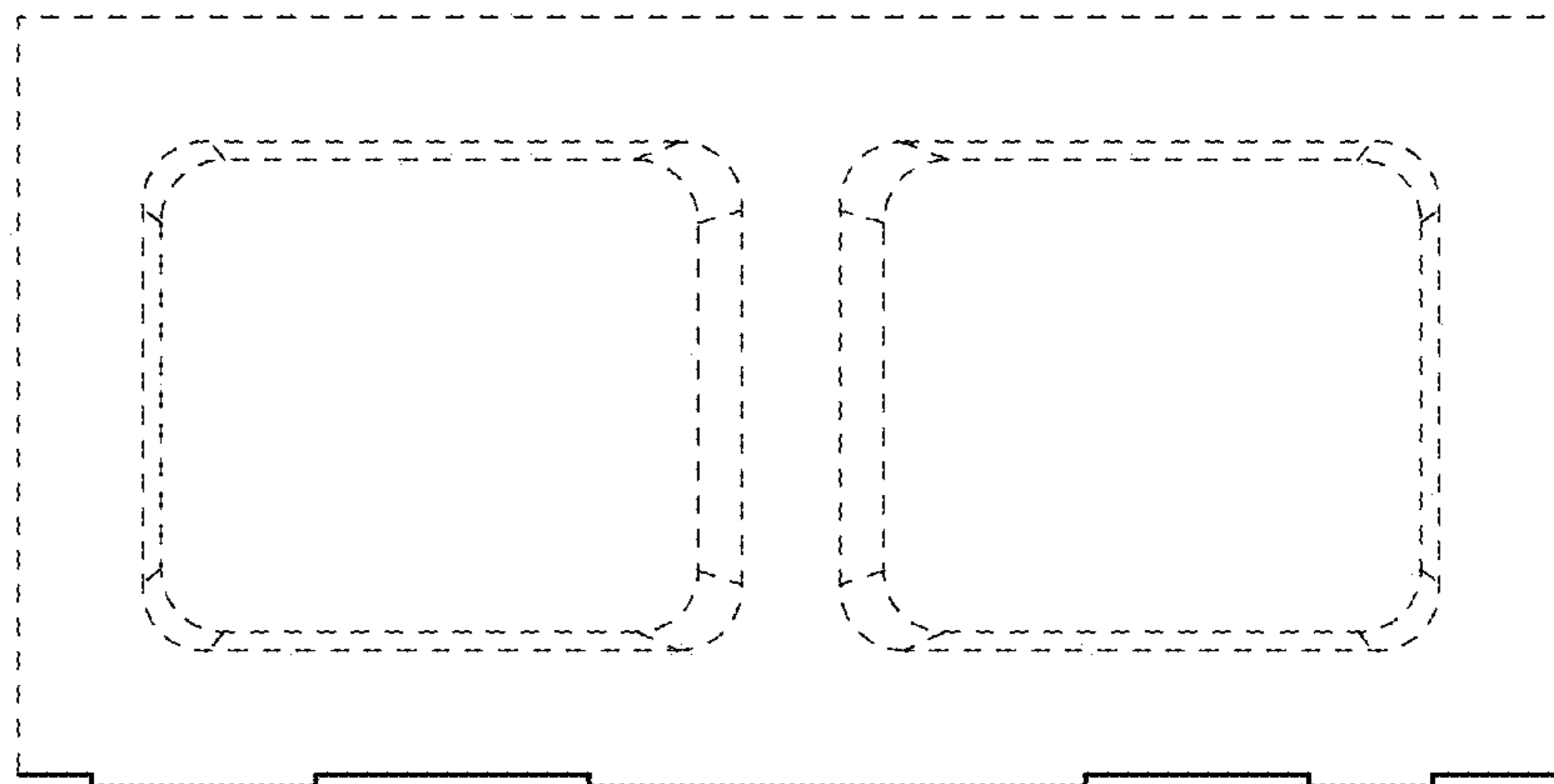


FIG. 6

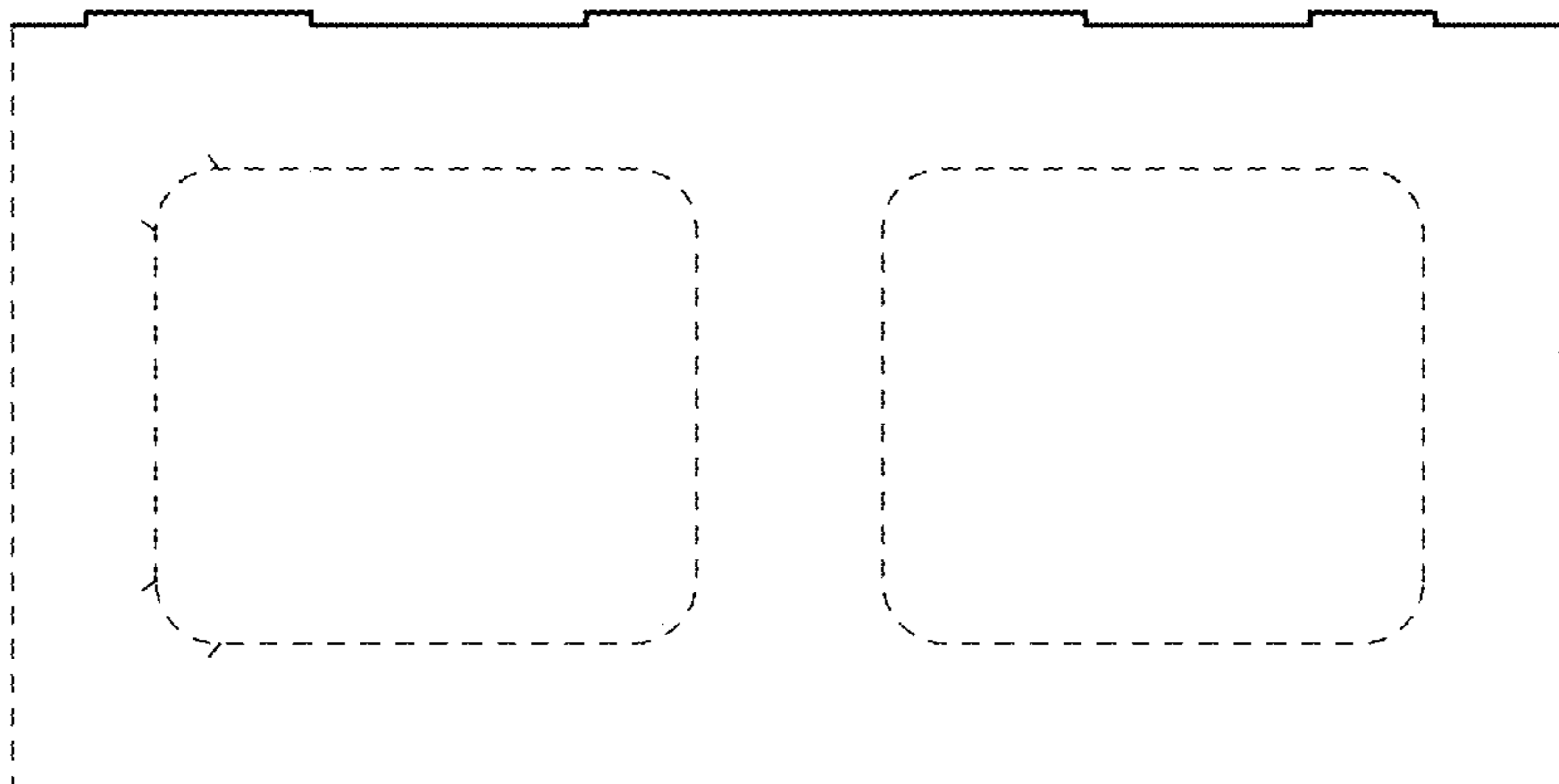


FIG. 7