



US00D989952S

(12) **United States Design Patent** (10) **Patent No.:** **US D989,952 S**
Suarez del Real Pena et al. (45) **Date of Patent:** **** Jun. 20, 2023**

(54) **INJECTION SITE WITH TRIFURCATED CONNECTOR ATTACHED TO A FLUID BAG**

FOREIGN PATENT DOCUMENTS

(71) Applicant: **Fresenius Medical Care Holdings, Inc.**, Waltham, MA (US)

EM 008200844-0002 10/2020
EM 008201271-0001 10/2020

(Continued)

(72) Inventors: **Diego Suarez del Real Pena**, Mission, TX (US); **Jorge Alberto Perez Robles**, Mission, TX (US); **Irving Uziel Hernandez Gomez**, Hidalgo, TX (US)

OTHER PUBLICATIONS

(73) Assignee: **Fresenius Medical Care Holdings, Inc.**, Waltham, MA (US)

ICU Medical MicroClave Connector, ICU Medical, vitalitymedical.com, [Post date Feb. 8, 2021], [Site seen Feb. 6, 2023], Seen at URL: <https://www.vitalitymedical.com/icu-medical-microclave-connector-blue-clear.html> (Year: 2021).*

(Continued)

(**) Term: **15 Years**

Primary Examiner — Natasha Vujcic

(21) Appl. No.: **29/834,361**

Assistant Examiner — Gilbert B Ford

(22) Filed: **Apr. 11, 2022**

(74) *Attorney, Agent, or Firm* — Leydig, Voit & Mayer, Ltd.

Related U.S. Application Data

(62) Division of application No. 29/731,783, filed on Apr. 17, 2020, now Pat. No. Des. 959,656.

(57) **CLAIM**

(51) **LOC (14) Cl.** **24-02**

We claim, the ornamental design for an injection site with trifurcated connector attached to fluid bag, as shown and described.

(52) **U.S. Cl.**

USPC **D24/118**; D24/129

(58) **Field of Classification Search**

USPC D24/112–114, 118, 127–130, 133, 186, D24/108

CPC A61J 1/1462; A61J 1/1475; A61J 1/2027

See application file for complete search history.

DESCRIPTION

(56) **References Cited**

U.S. PATENT DOCUMENTS

4,412,573 A 11/1983 Zdeb
D271,805 S * 12/1983 Larkin D24/118
4,436,519 A 3/1984 O'Neill
5,221,271 A 6/1993 Nicholson et al.
5,342,316 A 8/1994 Wallace
5,354,275 A 10/1994 Behnke et al.
5,417,673 A 5/1995 Gordon

FIG. 1 is a bottom, front, right side perspective view of an injection site with trifurcated connector attached to a fluid bag showing our new design;

FIG. 2 is a front elevational view thereof;

FIG. 3 is a rear elevational view thereof;

FIG. 4 is a left side elevational view thereof;

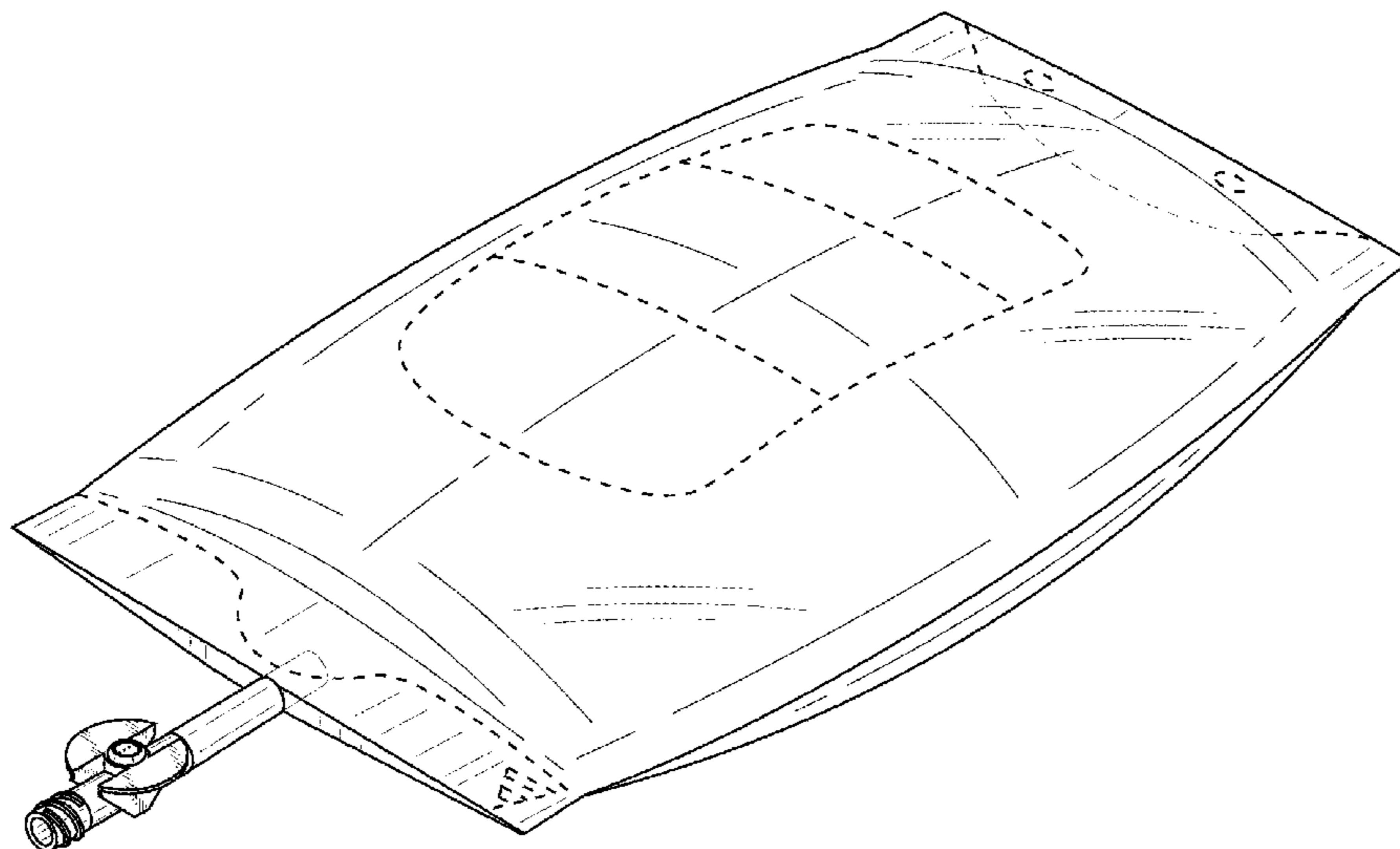
FIG. 5 is a right side elevational view thereof;

FIG. 6 is a top plan view thereof; and,

FIG. 7 is a bottom plan view thereof.

The broken lines shown in the drawings illustrate portions of the injection site with trifurcated connector attached to a fluid bag which form no part of the claimed design.

1 Claim, 7 Drawing Sheets



(56)

References Cited

U.S. PATENT DOCUMENTS

D385,027 S * 10/1997 Niodospial, Jr. D24/118
 D388,168 S 12/1997 Barney et al.
 D395,136 S * 6/1998 Ropiak D24/118
 D397,789 S 9/1998 Barney et al.
 D402,366 S 12/1998 Barney et al.
 D454,637 S 3/2002 Nestenborg
 D517,209 S 3/2006 Burton et al.
 D576,274 S * 9/2008 Engstrom D24/118
 D604,637 S 11/2009 Ueda
 D622,375 S 8/2010 Tsuruoka et al.
 D623,735 S * 9/2010 Tsuruoka D24/118
 D654,999 S * 2/2012 Barrett D24/129
 D699,343 S 2/2014 Clements et al.
 D725,260 S * 3/2015 Cesa D24/118
 D725,261 S * 3/2015 Barrett D24/129
 9,079,005 B2 7/2015 Chelak et al.
 D757,934 S * 5/2016 Barrett D24/129
 D784,519 S * 4/2017 Nordquist D24/118
 D784,520 S * 4/2017 Nordquist D24/118
 D785,165 S * 4/2017 Nordquist D24/118
 D798,441 S * 9/2017 Johnson D24/118
 10,368,789 B2 8/2019 Chelak et al.
 D877,886 S 3/2020 Register et al.
 D878,570 S 3/2020 Suarez del Real Pena et al.
 D884,886 S 5/2020 Kangastupa
 D900,311 S 10/2020 Henaut et al.
 D903,860 S 12/2020 Tashiro
 D927,683 S 8/2021 Blin et al.
 D932,025 S * 9/2021 Godinez D24/186

D945,604 S * 3/2022 Scott D24/118
 D956,966 S * 7/2022 Suarez del Real Pena . D24/129
 D959,656 S * 8/2022 Suarez del Real Pena . D24/129
 2005/0261637 A1 11/2005 Miller
 2015/0112271 A1 4/2015 Chelak et al.
 2018/0028403 A1 2/2018 Fangrow
 2018/0177444 A1 6/2018 Chelak et al.
 2020/0230023 A1 7/2020 Pallares et al.
 2021/0138221 A1 5/2021 Harding et al.
 2021/0212894 A1* 7/2021 del Real Pena A61J 1/1462

FOREIGN PATENT DOCUMENTS

EM 008201271-0002 10/2020
 GB 9008201271-0001 * 10/2020
 JP 3224170 U 11/2019
 WO 2016/206804 A1 12/2016

OTHER PUBLICATIONS

GBUK enteral PVC drainage bag 500ml, GBUK , evmacare.nl, [Post date: unknown], [Site seen Feb. 6, 2023], Seen at URL: <https://www.evmacare.nl/en/enteral-drainage-bag-500ml.html> (Year: 2023).*

U.S. Appl. No. 29/731,783, filed Apr. 17, 2020.

Metrix—66045—Eva 2-port Bag, Stoma Bags, com, [Post date Aug. 15, 2017], [Site visited Oct. 4, 2021], Seen at URL: <https://www.stomabags.com/metrix-66045-eva-2-port-bag> (Year: 2017).

* cited by examiner

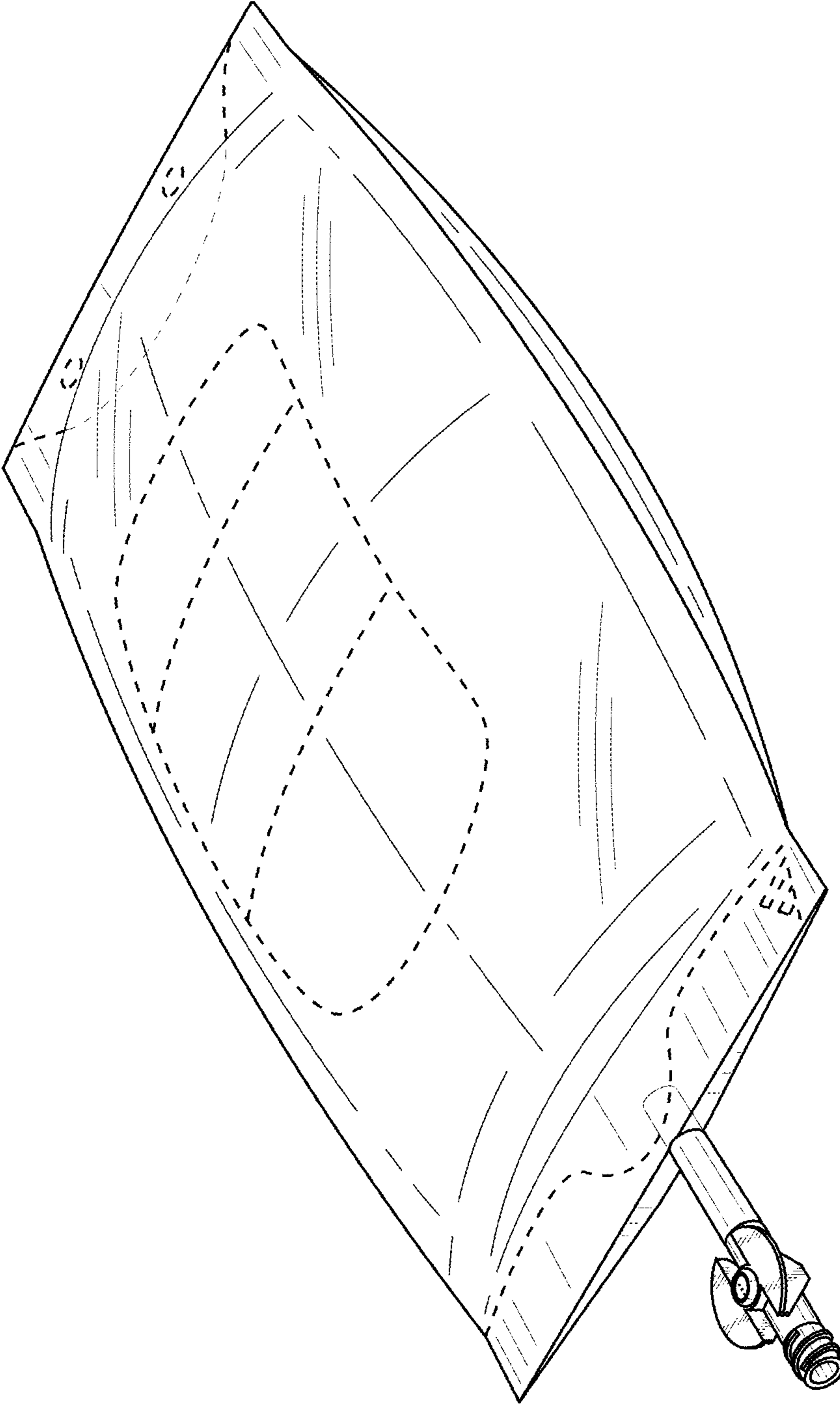


FIG. 1

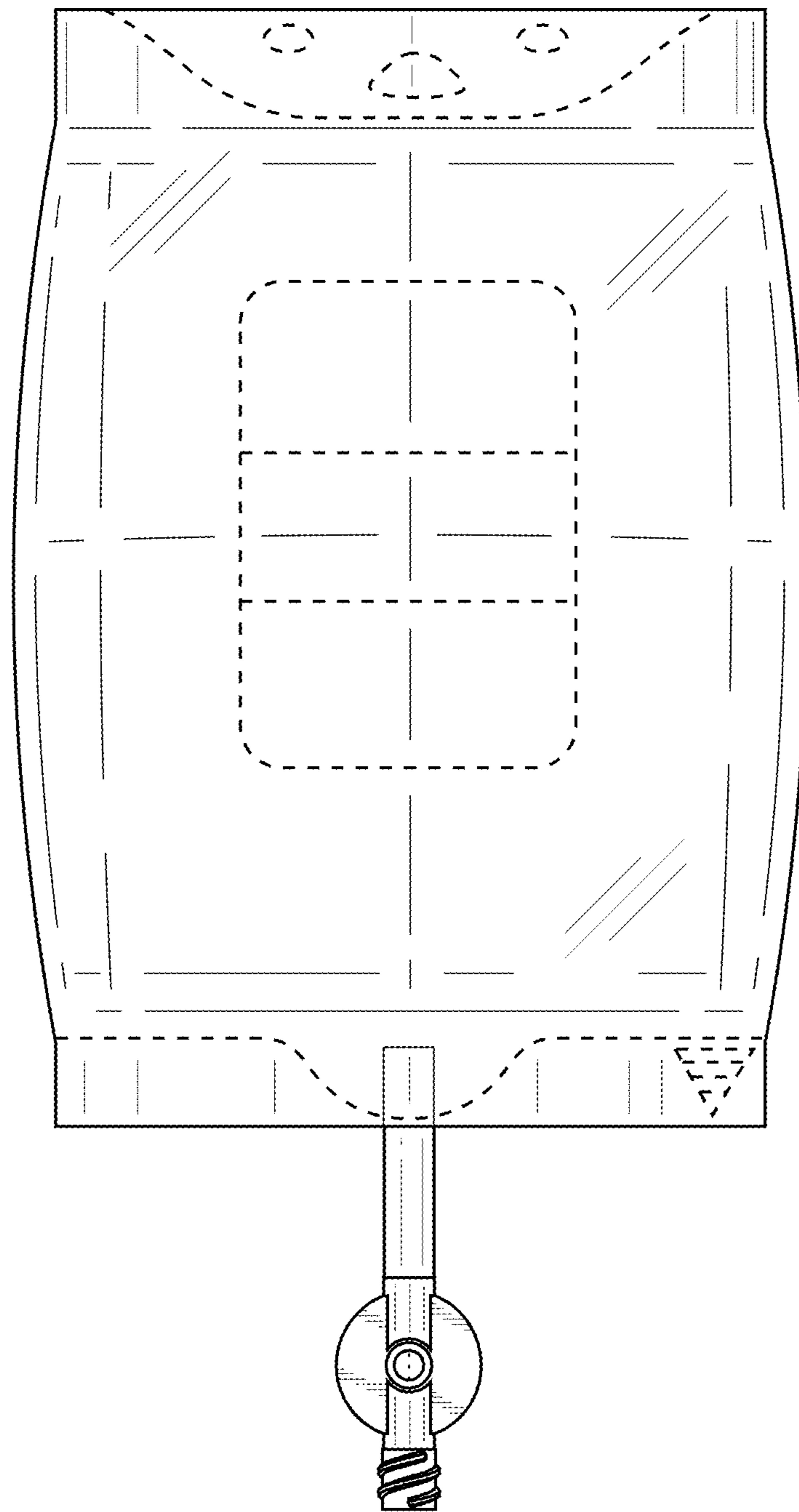


FIG. 2

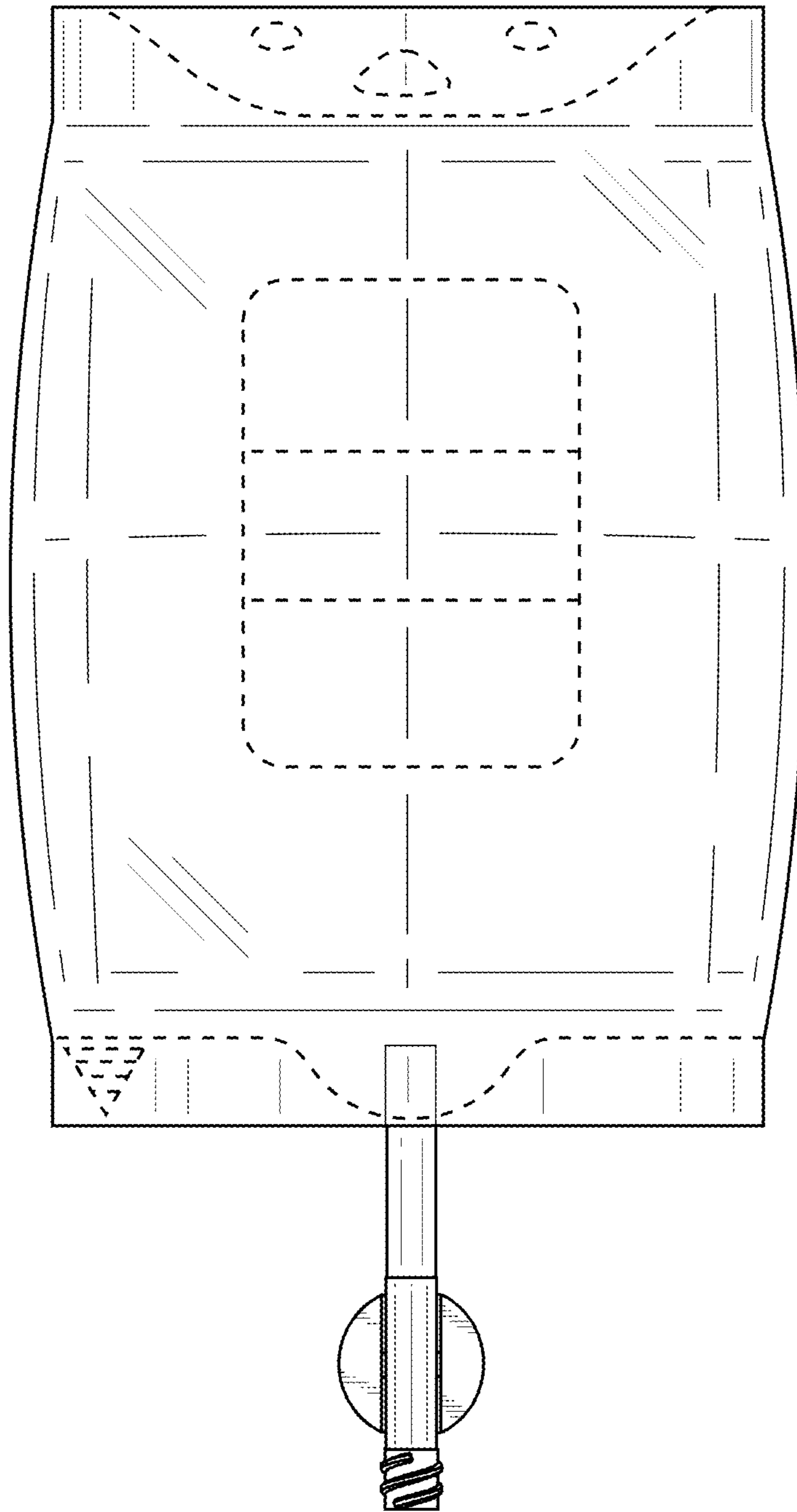


FIG. 3

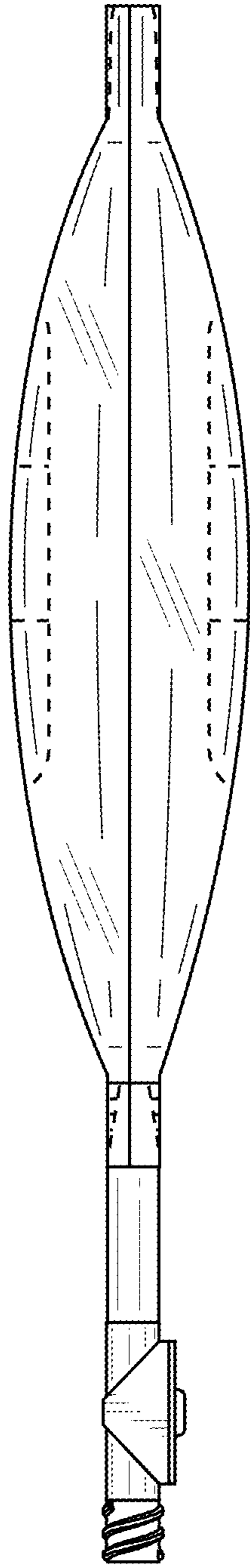


FIG. 4

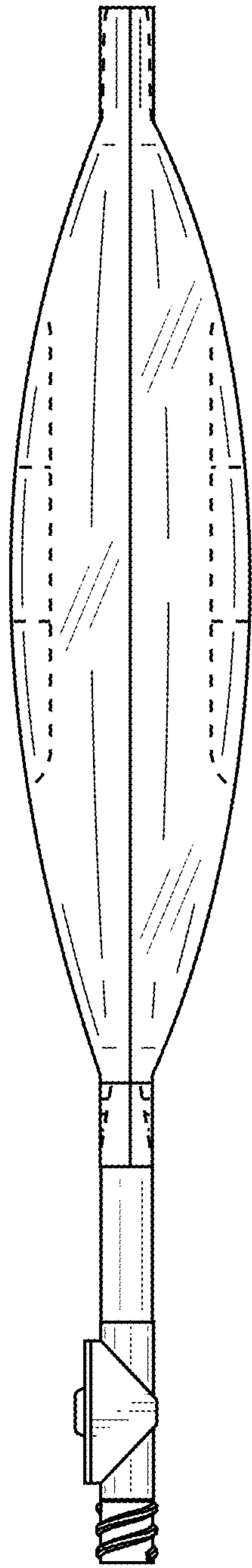


FIG. 5

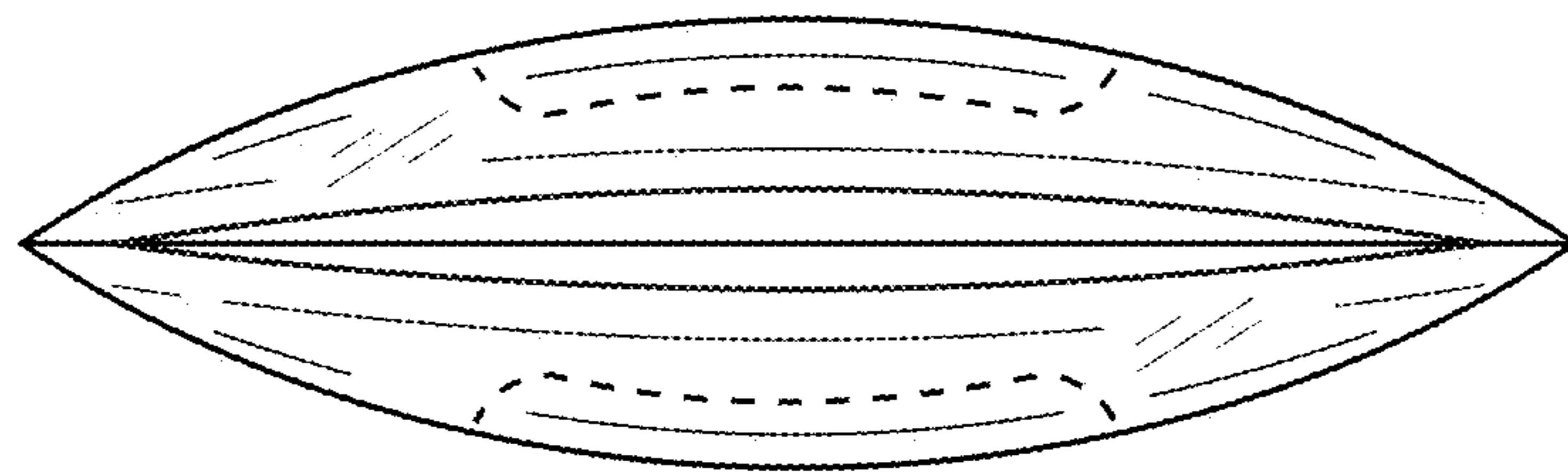


FIG. 6

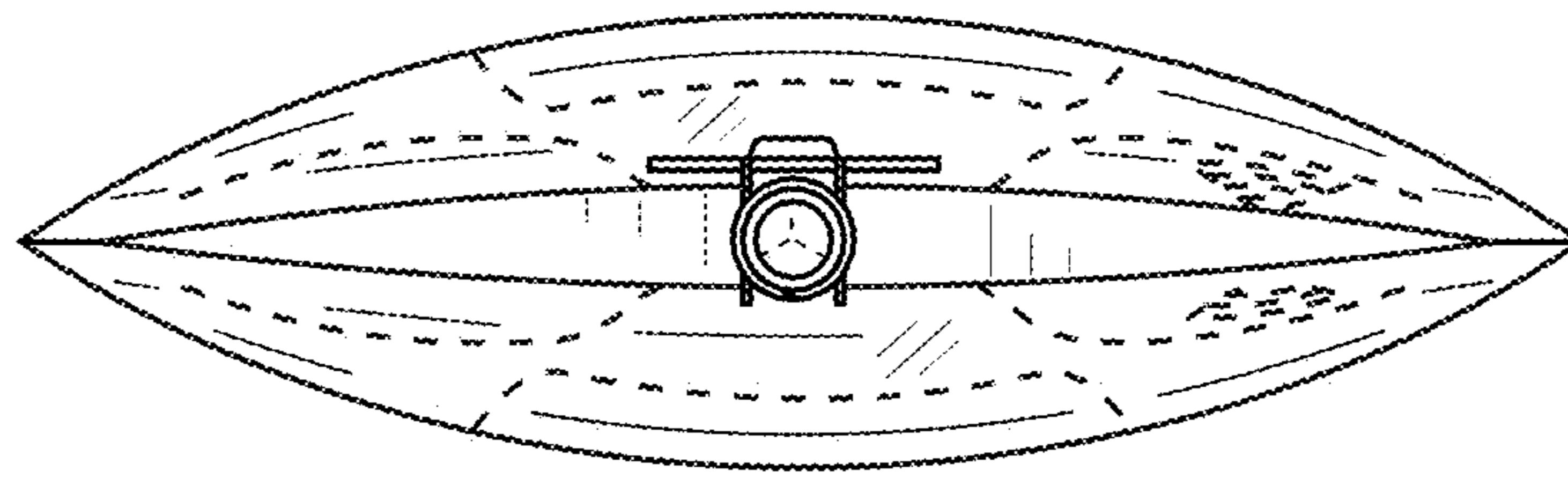


FIG. 7