



US00D989938S

(12) **United States Design Patent**
Jiang

(10) **Patent No.:** **US D989,938 S**

(45) **Date of Patent:** **** Jun. 20, 2023**

- (54) **NECK FAN**
- (71) Applicant: **Zhimin Jiang**, Guangdong (CN)
- (72) Inventor: **Zhimin Jiang**, Guangdong (CN)
- (**) Term: **15 Years**
- (21) Appl. No.: **29/779,752**
- (22) Filed: **Apr. 21, 2021**
- (51) **LOC (14) Cl.** **23-04**
- (52) **U.S. Cl.**
USPC **D23/380**
- (58) **Field of Classification Search**
USPC D23/332, 333, 352, 370, 377, 380–382,
D23/385
CPC F24F 2203/00; F24F 2221/00; F24F 13/00;
F24F 7/00; F04D 29/522; F04D 25/08
See application file for complete search history.

CN 215292949 U * 12/2021
 CN 215908080 U * 2/2022
 CN 112283130 B * 9/2022 F04D 25/08

OTHER PUBLICATIONS

306882459 Industrial Design Application, (Jiang Zhimin) Oct. 15, 2021, [database online], [retrieved Feb. 22, 2023] Retrieved from the Questel Orbit Intelligence Database using Internet <URL: <https://www.orbit.com/>> (Year: 2021).*

Zapal Fans Neck Air Conditioner: Wrap-around Cooling Neck Fan, posted on [Jun. 28, 2022] [online], [retrieved Feb. 22, 2023]. Retrieved from internet, <https://www.amazon.com/ZAPAL-Fans-Neck-Air-Conditioner/dp/B0B5PN76LJ/> (Year: 2022).*

* cited by examiner

Primary Examiner — Sharon S Oum
Assistant Examiner — Dasia Keanna Gregg

(56) **References Cited**

U.S. PATENT DOCUMENTS

- D903,086 S * 11/2020 Liu D23/370
- D925,028 S * 7/2021 Song D23/370
- D928,932 S * 8/2021 Li D23/370
- D936,820 S * 11/2021 Yuan D23/380
- D943,067 S * 2/2022 Fan D23/270
- D950,702 S * 5/2022 Zhu D23/380
- D951,423 S * 5/2022 Zhou D23/380
- D959,637 S * 8/2022 Zhang D23/380
- 2017/0370596 A1 * 12/2017 Lee A41D 20/005
- 2020/0187574 A1 * 6/2020 Te Hsiang A41D 13/0053
- 2021/0355960 A1 * 11/2021 Liu F25B 21/02
- 2022/0065258 A1 * 3/2022 Liu A42B 3/286
- 2022/0106963 A1 * 4/2022 Li F04D 29/4213
- 2022/0145896 A1 * 5/2022 Li A61F 7/00
- 2022/0235786 A1 * 7/2022 Liu F04D 29/281

FOREIGN PATENT DOCUMENTS

- CN 212536134 U * 2/2021
- CN 212690406 U * 3/2021
- CN 213298332 U * 5/2021

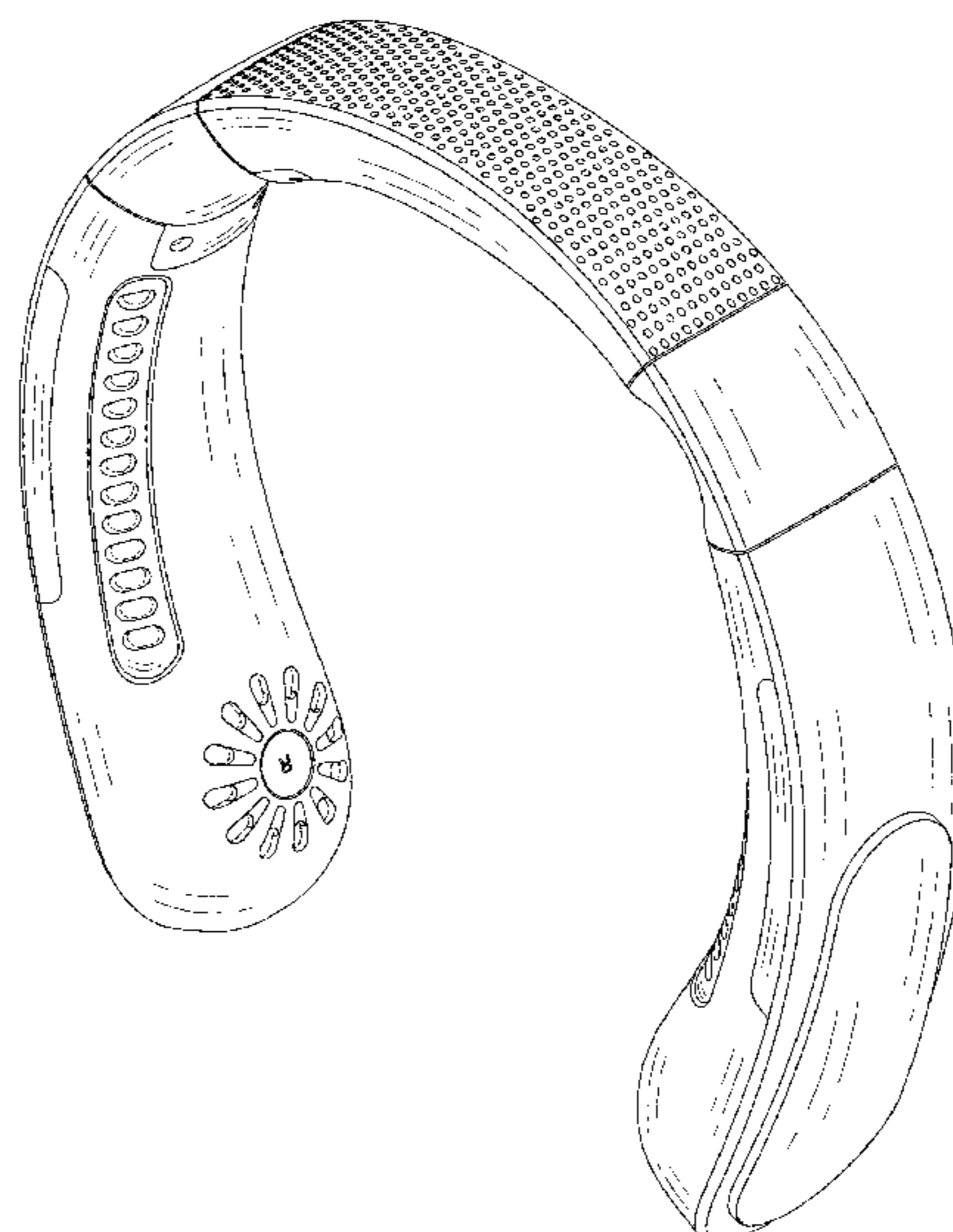
(57) **CLAIM**

The ornamental design for a neck fan, as shown and described.

DESCRIPTION

FIG. 1 is a perspective view of a neck fan showing my new design;
 FIG. 2 is a front elevational view thereof;
 FIG. 3 is a rear elevational view thereof;
 FIG. 4 is a left side elevational view thereof;
 FIG. 5 is a right side elevational view thereof;
 FIG. 6 is a top plan view thereof;
 FIG. 7 is a bottom plan view thereof; and,
 FIG. 8 is another perspective view thereof.
 The broken lines throughout the drawing figures depict portions of the neck fan that form no part of the claimed design.

1 Claim, 8 Drawing Sheets



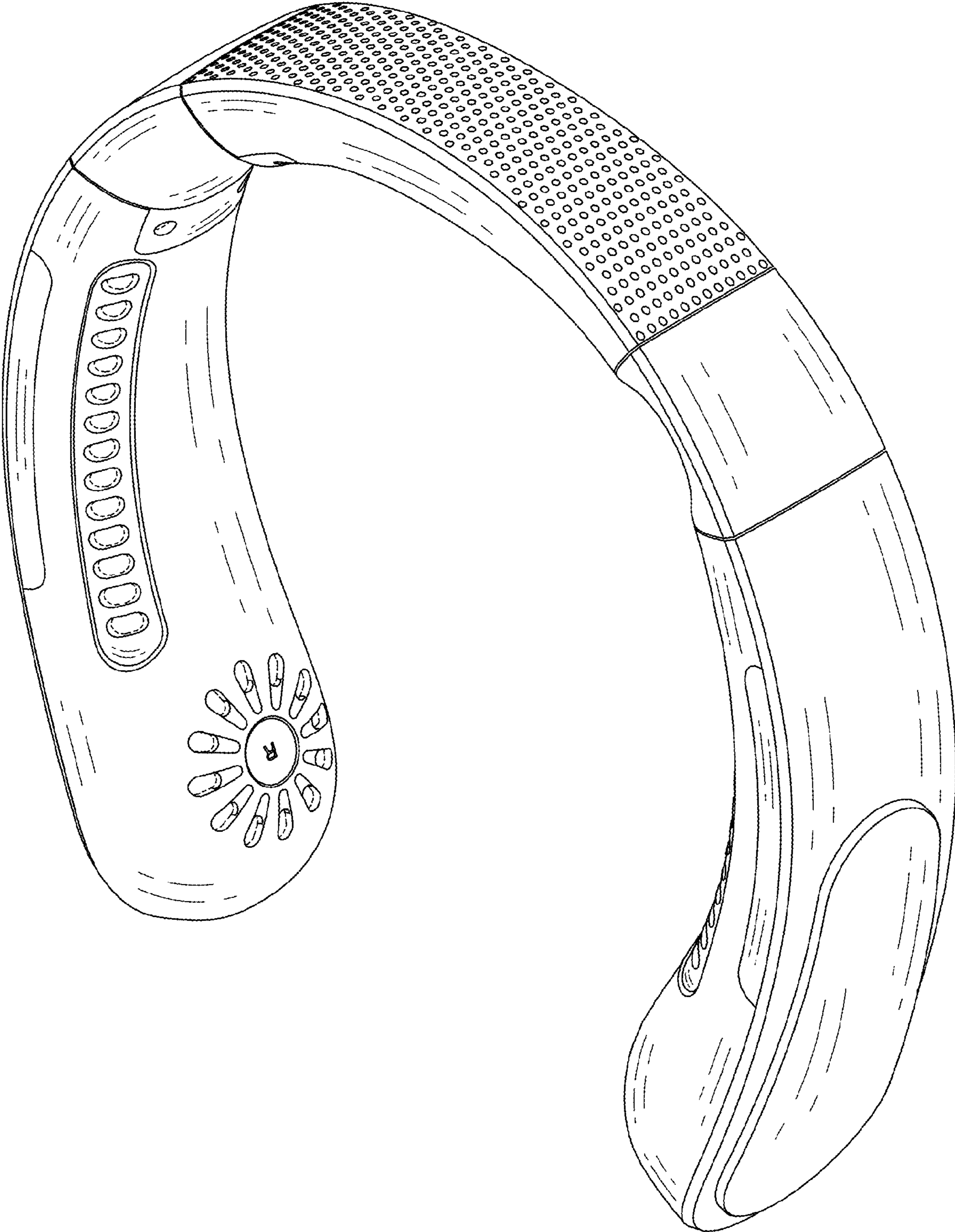


FIG.1

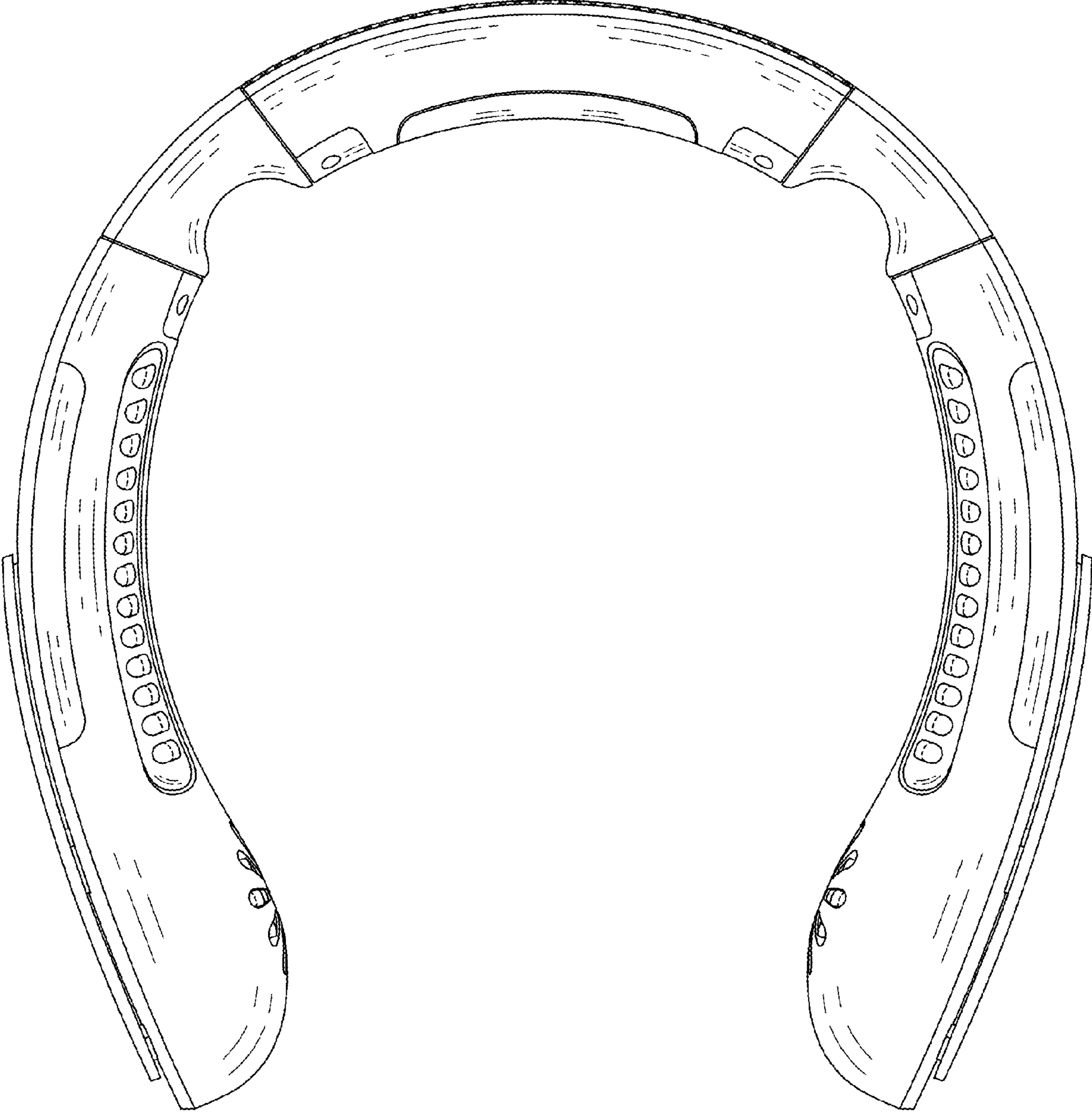


FIG.2

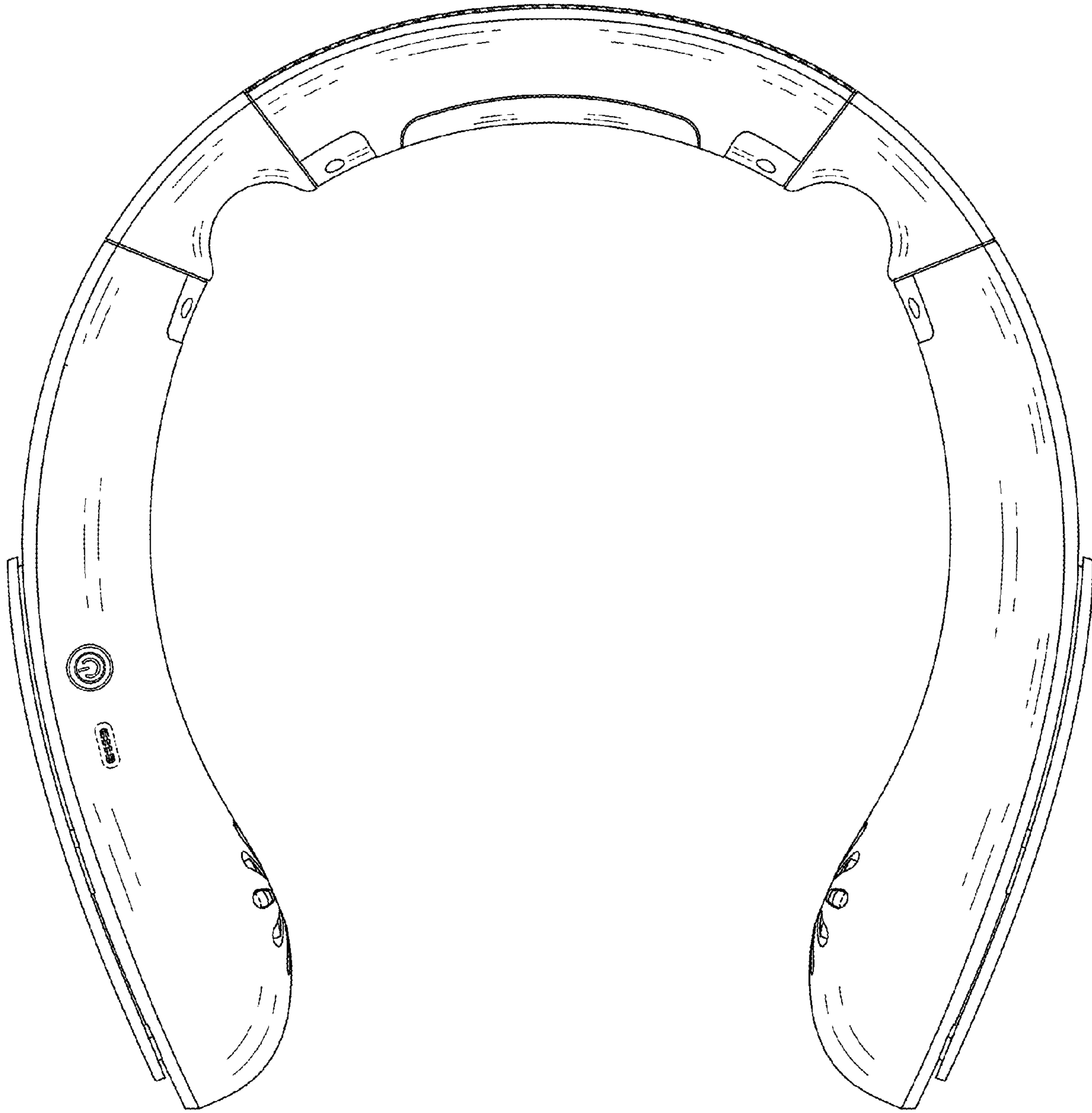


FIG.3

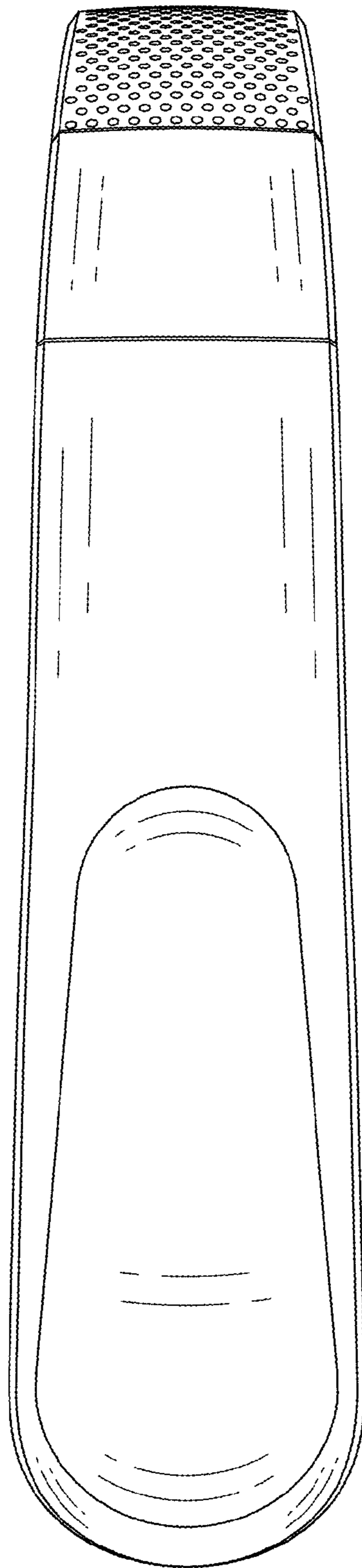


FIG.4

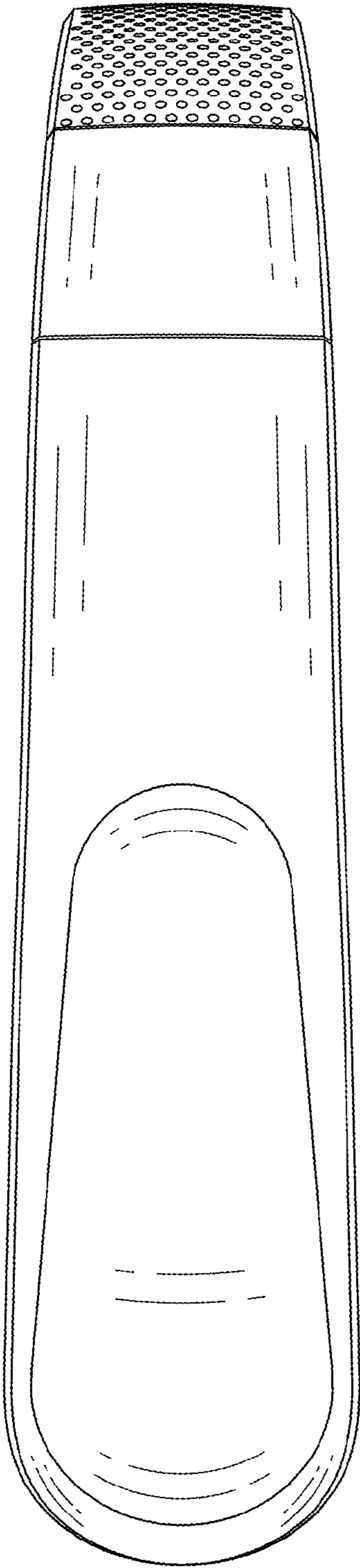


FIG.5

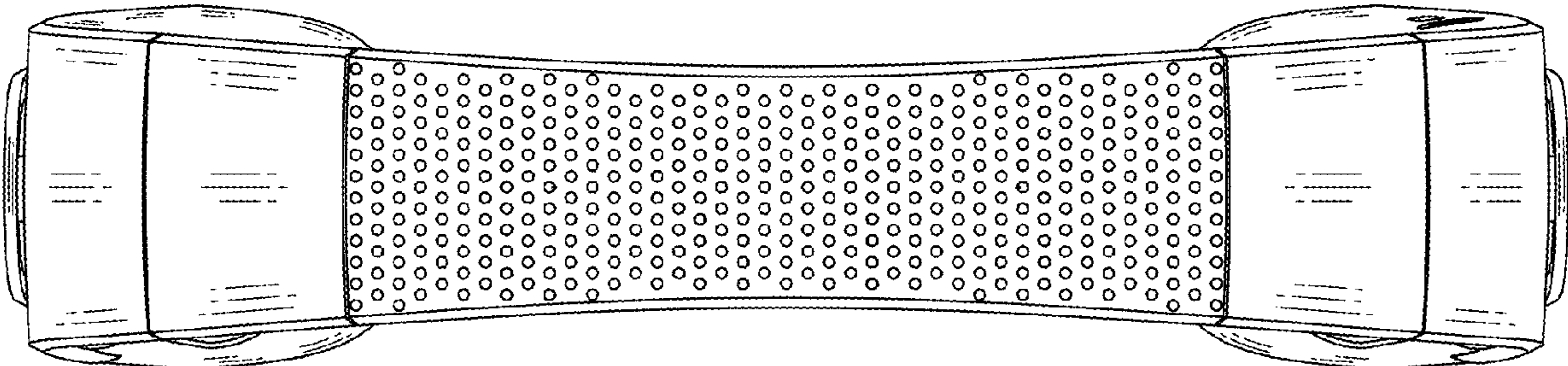


FIG.6

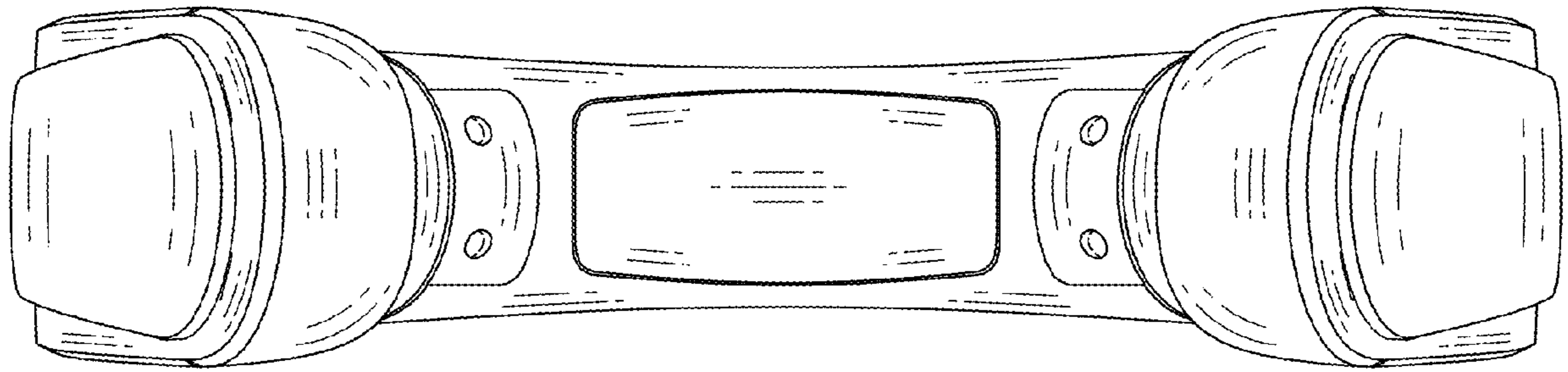


FIG.7




FIG. 8