



US00D989932S

(12) **United States Design Patent**  
**Chen**

(10) **Patent No.:** **US D989,932 S**

(45) **Date of Patent:** **\*\* Jun. 20, 2023**

(54) **AIR PURIFIER**

(71) Applicant: **Airplove (Xiamen) Electronic Co., Ltd.**, Fujian (CN)

(72) Inventor: **Jueyuan Chen**, Fujian (CN)

(\*\*) Term: **15 Years**

(21) Appl. No.: **29/846,245**

(22) Filed: **Jul. 14, 2022**

(30) **Foreign Application Priority Data**

Apr. 15, 2022 (CN) ..... 202230213135.1

(51) **LOC (14) Cl.** ..... **23-04**

(52) **U.S. Cl.**  
USPC ..... **D23/364**

(58) **Field of Classification Search**  
USPC ..... D23/200, 202, 206, 209, 325, 333, 336,  
D23/351-352, 355-367, 370  
CPC .. A61L 9/16; A61L 9/22; B01D 47/00; B03C  
3/368; B05C 11/00; F24F 1/00; F24F  
1/02; F24F 1/0007; F24F 13/28; F24F  
1/60; F24F 11/76; F24F 11/83; F24F 3/14  
See application file for complete search history.

(56) **References Cited**

**U.S. PATENT DOCUMENTS**

D397,197 S \* 8/1998 Ito ..... F24F 13/08  
D23/336  
D844,767 S \* 4/2019 Chen ..... B01D 46/0047  
D23/364

D888,923 S \* 6/2020 Zhong ..... D23/364  
D890,905 S \* 7/2020 Farone ..... D23/364  
D905,220 S \* 12/2020 Farone ..... D23/364  
D906,501 S \* 12/2020 Lim ..... D23/364  
D938,566 S \* 12/2021 Yang ..... D23/364  
D950,034 S \* 4/2022 Peng ..... D23/364  
D954,241 S \* 6/2022 Han ..... D23/364  
D962,413 S \* 8/2022 Li ..... D23/366  
D969,989 S \* 11/2022 Zheng ..... D23/366  
2020/0298161 A1 \* 9/2020 Jeon ..... B01D 46/0047  
2022/0333796 A1 \* 10/2022 Tang ..... F24F 13/08

\* cited by examiner

*Primary Examiner* — Jennifer Rivard  
*Assistant Examiner* — Jonathan E. Fiencke

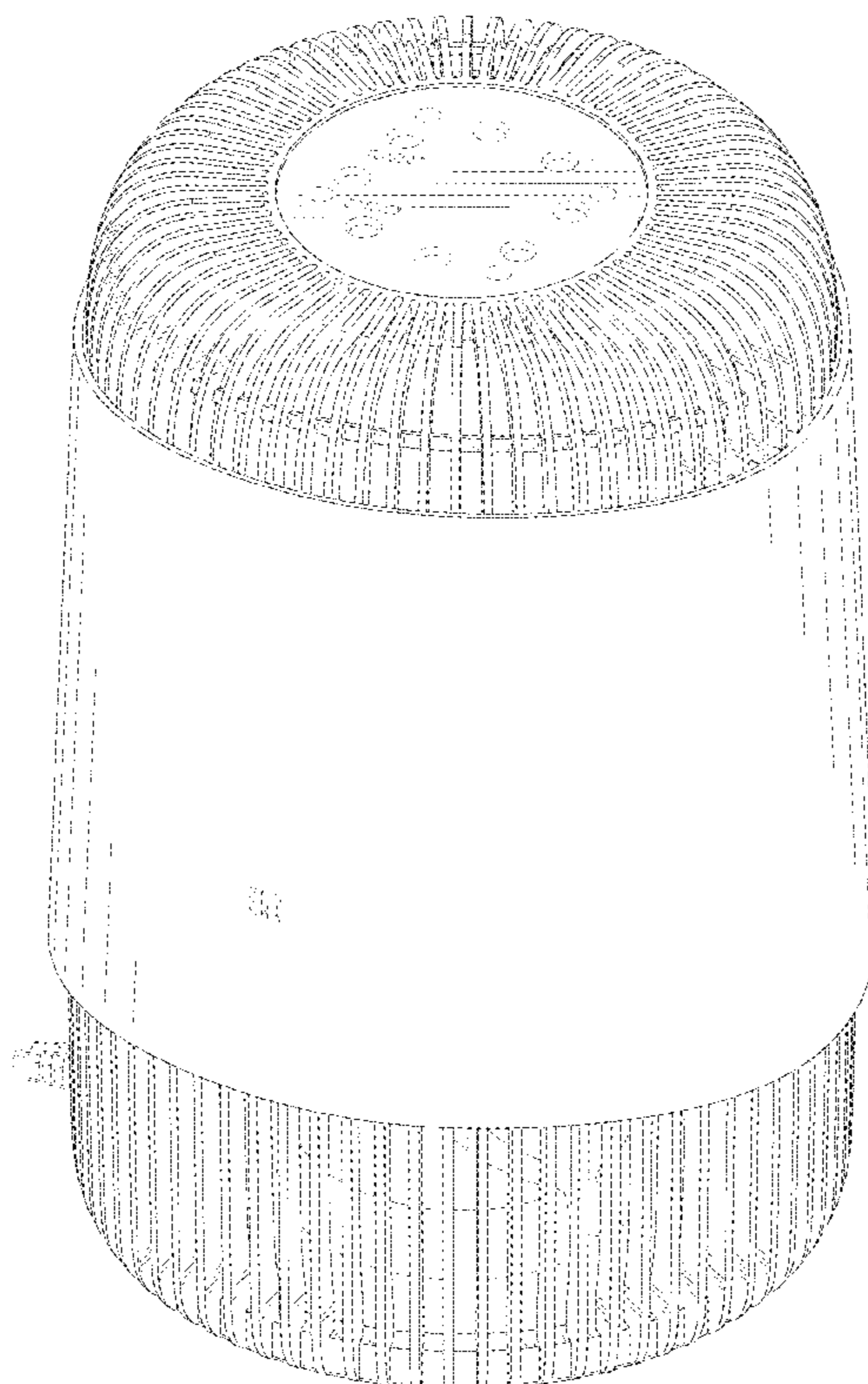
(57) **CLAIM**

The ornamental design for an air purifier, as shown and described.

**DESCRIPTION**

FIG. 1 is a front and top perspective view of an air purifier, showing my new design;  
FIG. 2 is a rear and bottom perspective view thereof;  
FIG. 3 is a front elevation view thereof;  
FIG. 4 is a rear elevation view thereof;  
FIG. 5 is a left side elevation view thereof;  
FIG. 6 is a right side elevation view thereof;  
FIG. 7 is a top plan view thereof; and,  
FIG. 8 is a bottom plan view thereof.  
The broken lines in the figures illustrate portions of the air purifier that form no part of the claimed design.

**1 Claim, 8 Drawing Sheets**



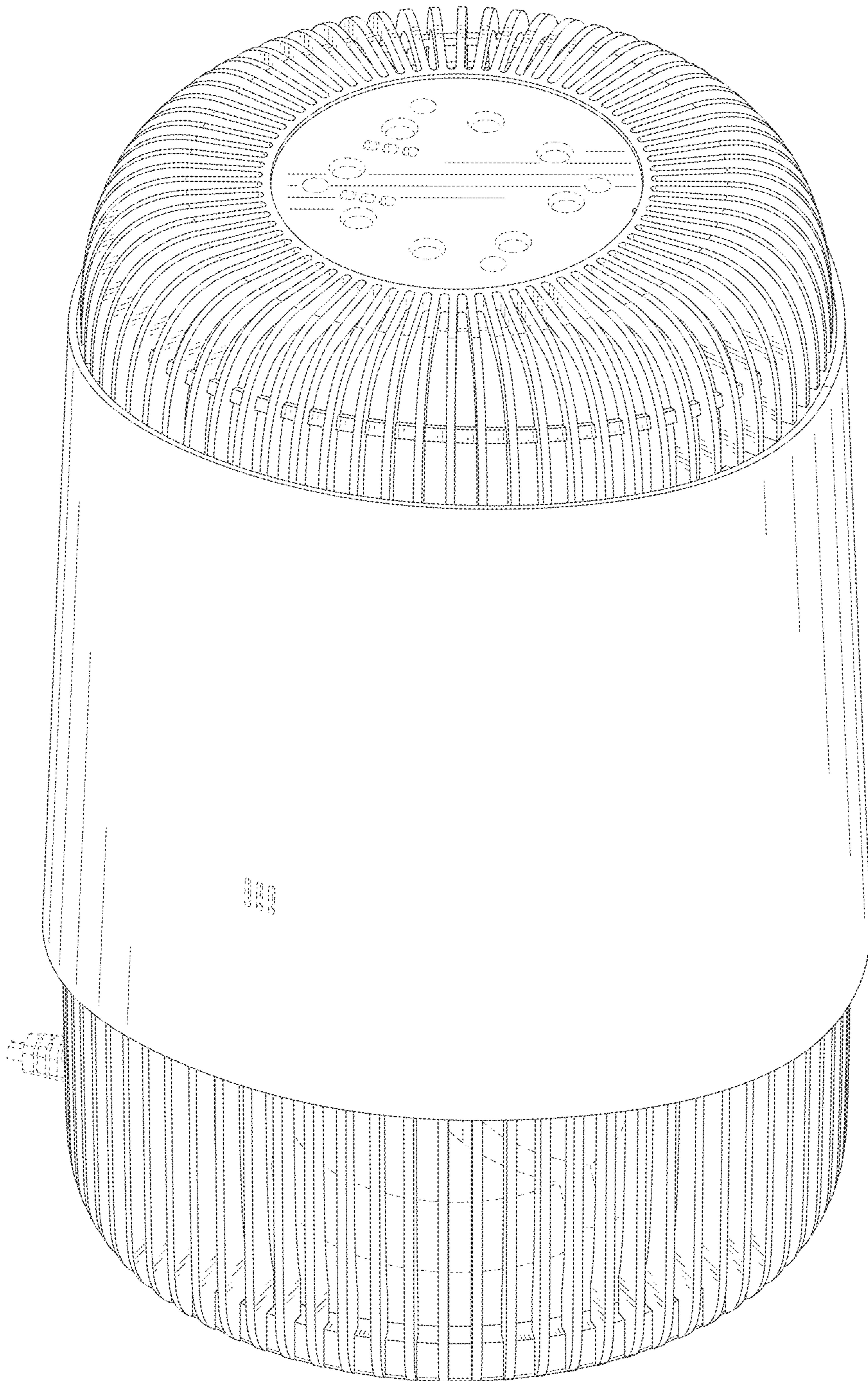


FIG. 1



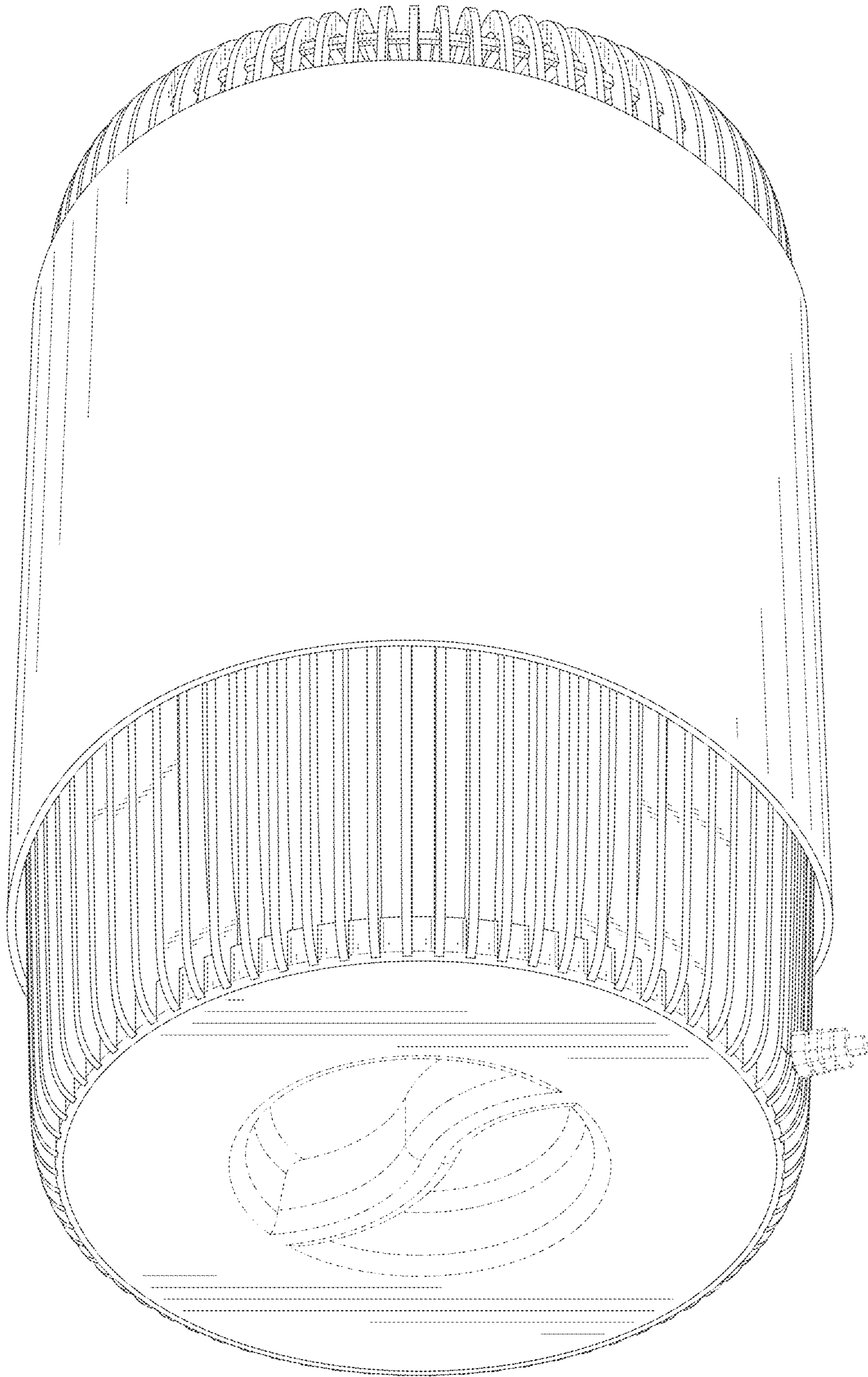


FIG. 2




FIG. 3






FIG. 4

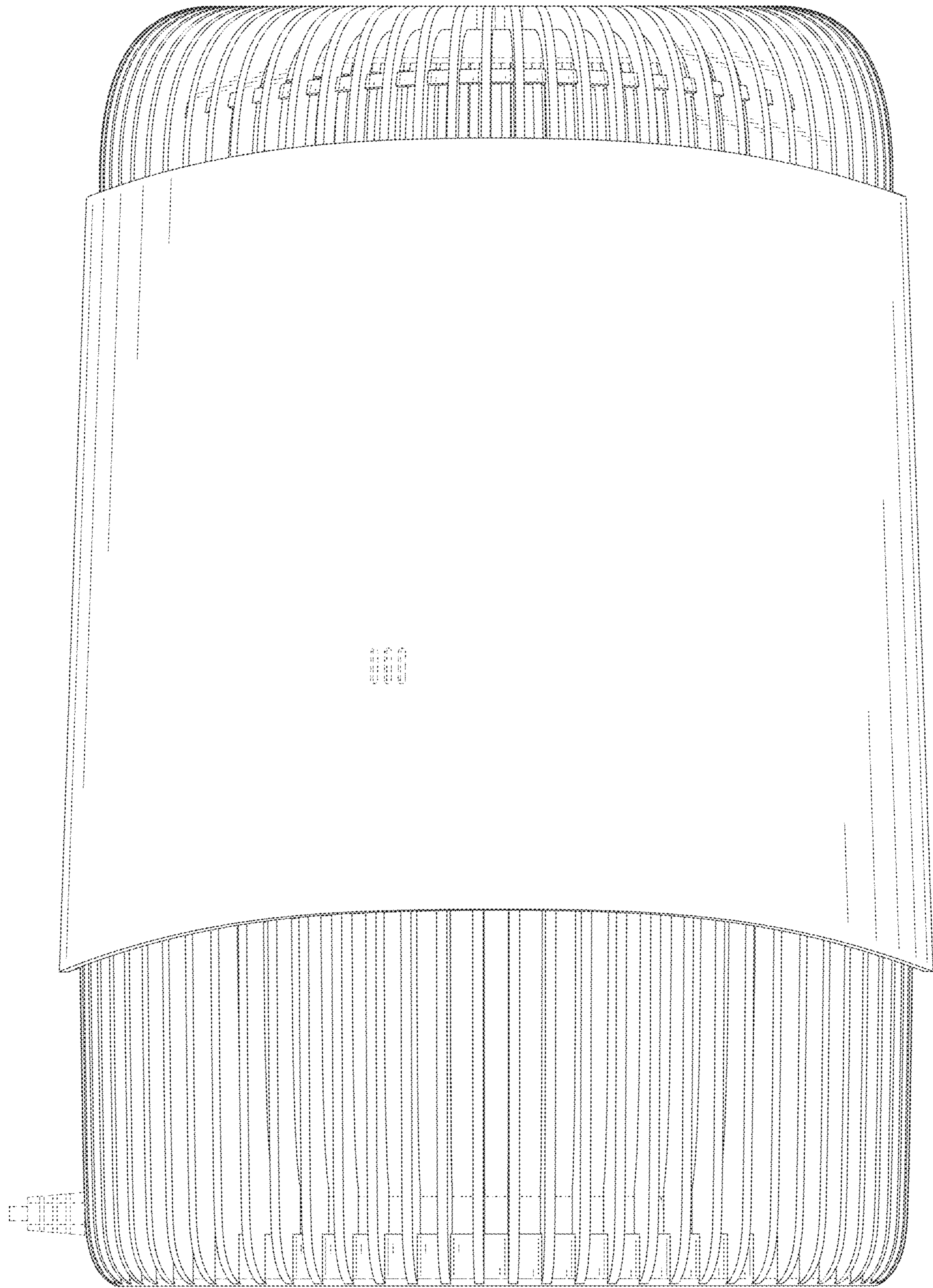


FIG. 5






FIG. 6

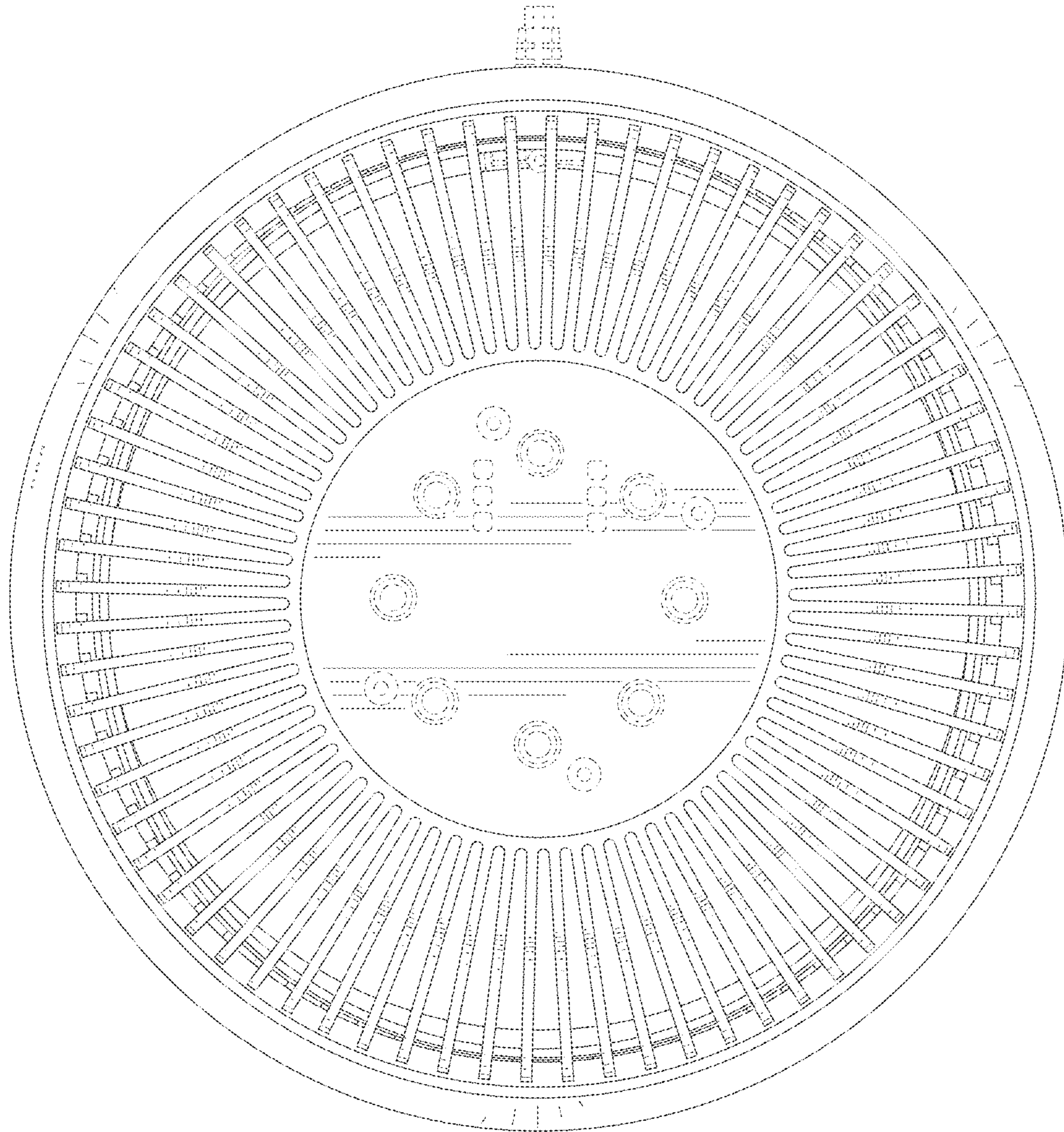


FIG. 7



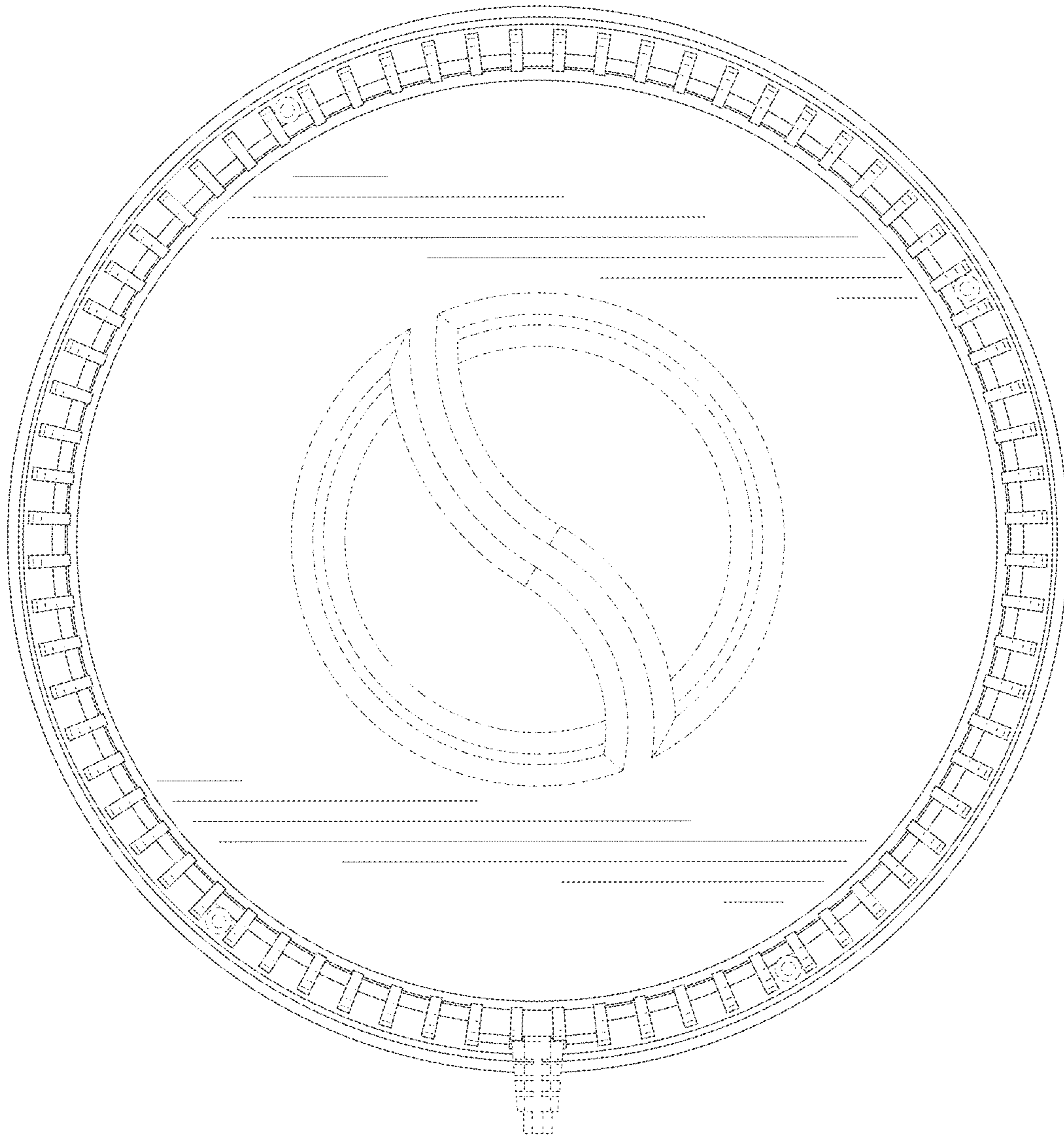


FIG. 8