



US00D989852S

(12) **United States Design Patent** (10) **Patent No.:** **US D989,852 S**
Cowart et al. (45) **Date of Patent:** **** Jun. 20, 2023**

(54) **EYE SHIELD**
(71) Applicant: **DeRoyal Industries, Inc.**, Powell, TN (US)

D347,017 S * 5/1994 Bolle D16/314
5,375,702 A 12/1994 Fiallo
D354,068 S * 1/1995 Canavan D16/313
(Continued)

(72) Inventors: **Walter C. Cowart**, Blaine, TN (US);
Ethan Edward Valentine, Knoxville, TN (US); **Nicholas John Poker**, Knoxville, TN (US); **Phillip David Peery**, Sweetwater, TN (US)

FOREIGN PATENT DOCUMENTS

CN 305973984 * 8/2020
GB 1210962 A 11/1970
(Continued)

(73) Assignee: **DeRoyal Industries, Inc.**, Powell, TN (US)

OTHER PUBLICATIONS

Amazon Meigix Safety Glasses, earliest pictured Sep. 27, 2020, [online], [site visited Dec. 22, 2022]. Available via Internet, <URL:https://www.amazon.com/dp/B08F7HFN77?_encoding=UTF8&ref_=cm_sw_r_cp_ud_dp_0ZY2XRXS7ZBCH7VVHV7A&th=1> (Year: 2020).*

(**) Term: **15 Years**

(Continued)

(21) Appl. No.: **29/808,179**

(22) Filed: **Sep. 17, 2021**

(51) **LOC (14) Cl.** **16-06**

(52) **U.S. Cl.**
USPC **D16/314**

(58) **Field of Classification Search**
USPC D16/300, 314, 315, 325, 341;
D24/110.1, 110.2, 110.3; D29/102, 104,
D29/105, 107, 108
CPC G02C 1/00; G02C 1/04; G02C 2200/12;
G02C 1/08

Primary Examiner — Sanjeev Paul
Assistant Examiner — Breana Copeland
(74) *Attorney, Agent, or Firm* — Luedeka Neely Group, PC

See application file for complete search history.

(57) **CLAIM**

The ornamental design for an eye shield, as shown and described.

DESCRIPTION

(56) **References Cited**

U.S. PATENT DOCUMENTS

653,086 A 7/1900 Houts
1,380,561 A 6/1921 Kaufmann
1,860,324 A 5/1932 Einson
2,006,445 A 7/1935 Davidson
2,030,996 A 2/1936 Lustig
2,031,575 A 2/1936 Roe
2,137,906 A 11/1938 Cummings
2,517,030 A 8/1950 Ringler
4,822,158 A 4/1989 Porsche
4,951,322 A * 8/1990 Lin G02C 5/02
351/44

FIG. 1 is a perspective view of an eye shield of our new design.

FIG. 2 is a frontal view thereof.

FIG. 3 is a rear view thereof.

FIG. 4 is a top view thereof.

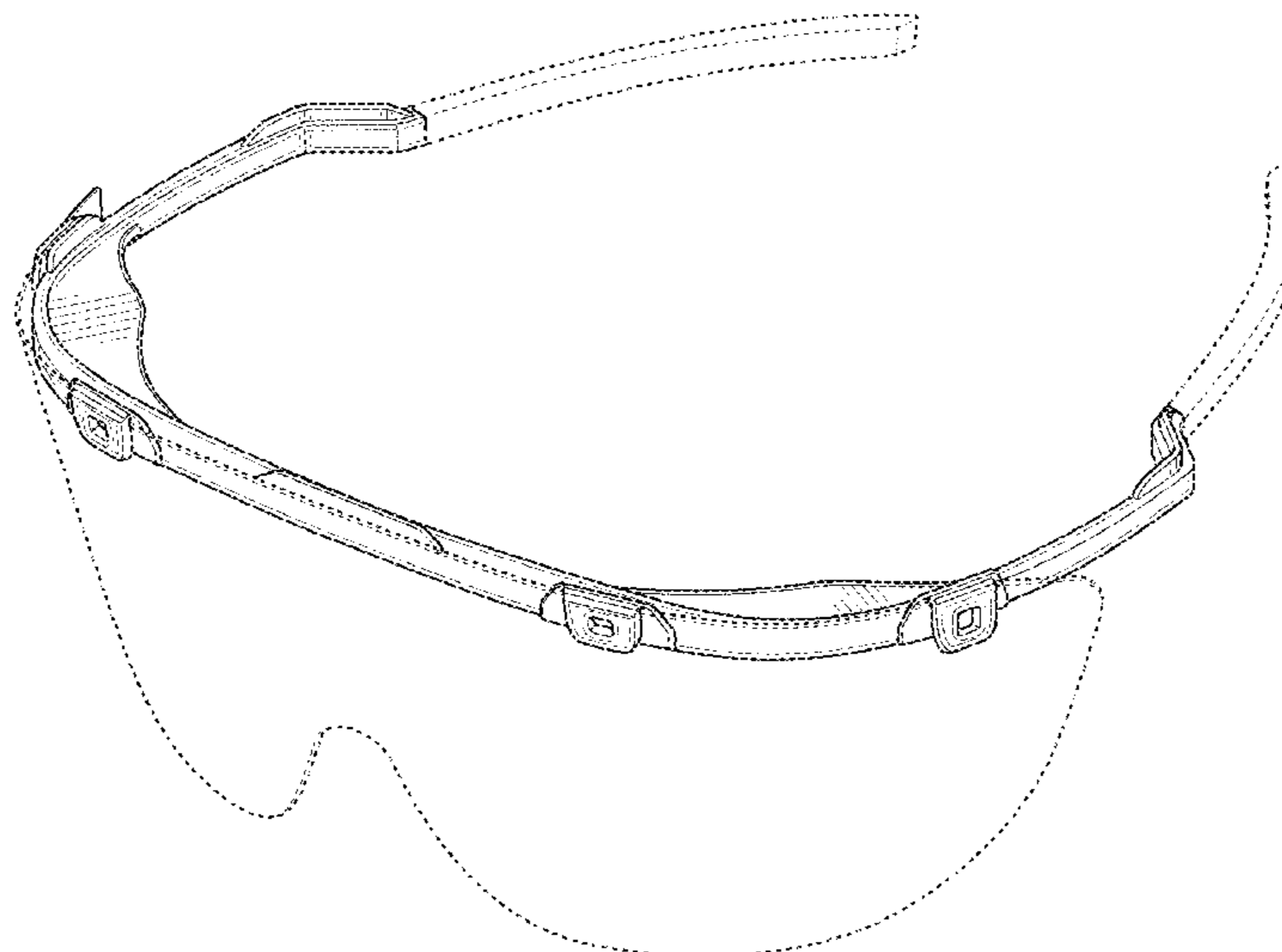
FIG. 5 is a bottom view thereof.

FIG. 6 is a left side view thereof; and,

FIG. 7 is a right side view thereof.

The broken lines in the drawings illustrate the unclaimed features of the eye shield and form no part of the claimed design.

1 Claim, 5 Drawing Sheets



(56)

References Cited

OTHER PUBLICATIONS

U.S. PATENT DOCUMENTS

5,765,223 A * 6/1998 McCausland A41D 13/1184
 2/427
 D428,620 S * 7/2000 Maturaporn D16/329
 6,533,412 B1 3/2003 Wang et al.
 6,964,067 B1 11/2005 Hartman
 RE41,097 E * 2/2010 Bruck D16/311
 7,661,815 B2 2/2010 Lipawsky
 8,992,007 B2 3/2015 Li
 10,517,763 B2 12/2019 Quinn et al.
 10,543,955 B1 1/2020 Turturro et al.
 D880,779 S * 4/2020 Sato D29/110
 10,702,345 B2 7/2020 Saito et al.
 2008/0087556 A1 4/2008 Henke et al.
 2009/0188015 A1 7/2009 Grad et al.
 2009/0314661 A1 12/2009 Fisher et al.
 2018/0228652 A1 8/2018 Ohura
 2022/0113560 A1* 4/2022 Cowart G02C 9/04
 2022/0133541 A1* 5/2022 Cowart A61F 9/025
 2/450

FOREIGN PATENT DOCUMENTS

GB 9000358684-0001 * 6/2005
 GB 2442755 A 4/2008
 GB 6196588 * 3/2022
 GB 6196589 * 3/2022

Mountainside Medical Equipment Protective Barrier Safety Glasses, earliest pictured Apr. 9, 2018, [online], [site visited Dec. 22, 2022]. Available via Internet, <URL:https://www.mountainside-medical.com/products/barrier-protective-goggles-with-spherical-lenses> (Year: 2018).*

DeRoyal SPEyes Eye Shield Facial Protection, earliest pictured Feb. 26, 2021, [online], [site visited Dec. 22, 2022]. Available via Internet, <URL:https://sfdev.deroyal.com/products/surgical/surgical-item/!/ac-surgical-speyeseyeshieldz> (Year: 2021).*

Google Search, [online], [site visited Dec. 22, 2022]. Available via Internet, <URL:https://www.google.com/search?q=+eye+shields&tbm=isch&ved=2ahUKEwik6oHz55n8AhUvD1kFHbz8DloQ2-cCegQIABAA&oq=+eye+shields&gs_l%E2%80%A6>(Year: 2022).*

* cited by examiner

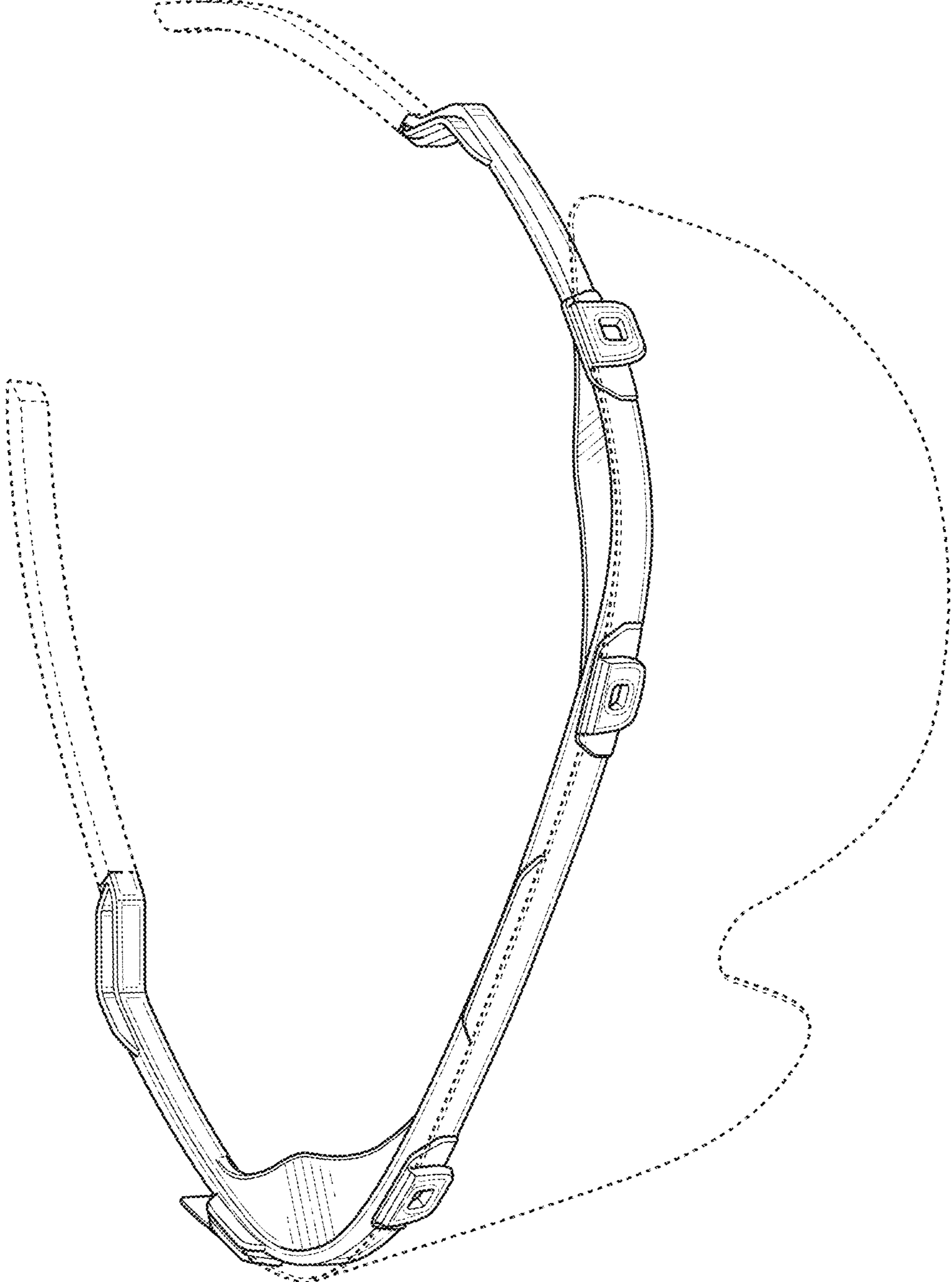


FIG. 1

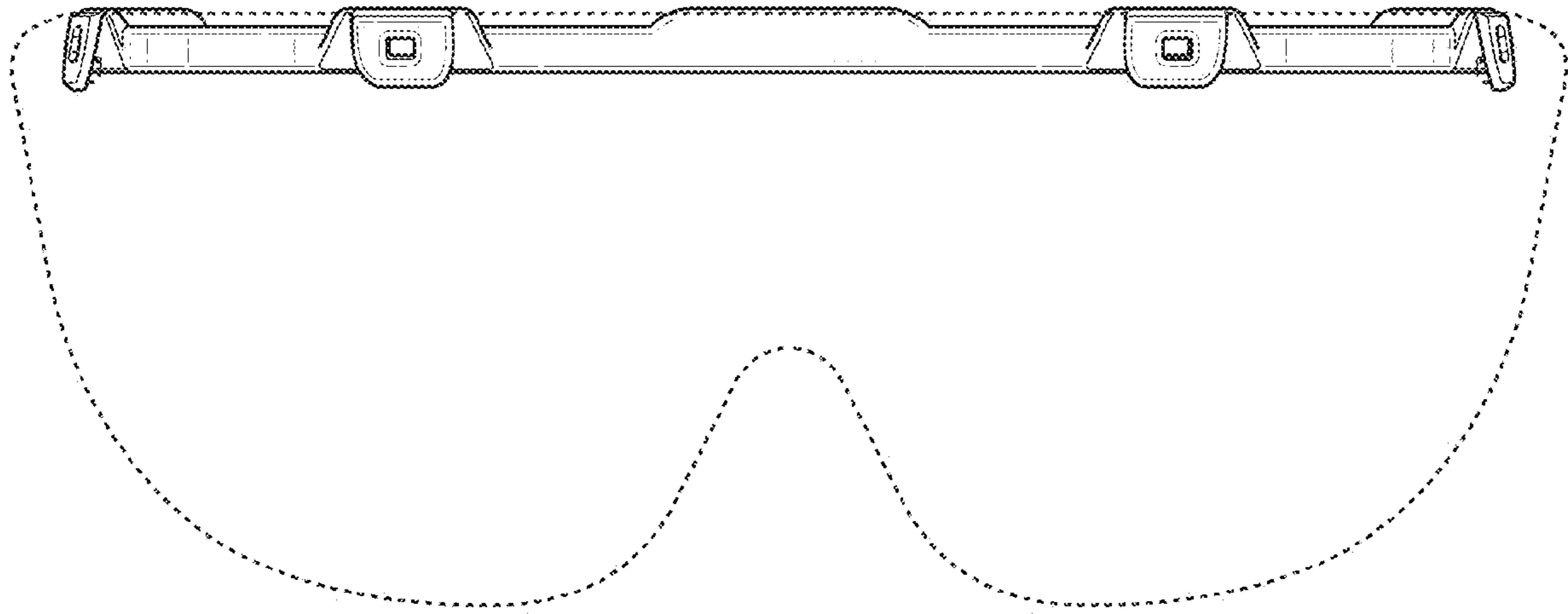


FIG. 2

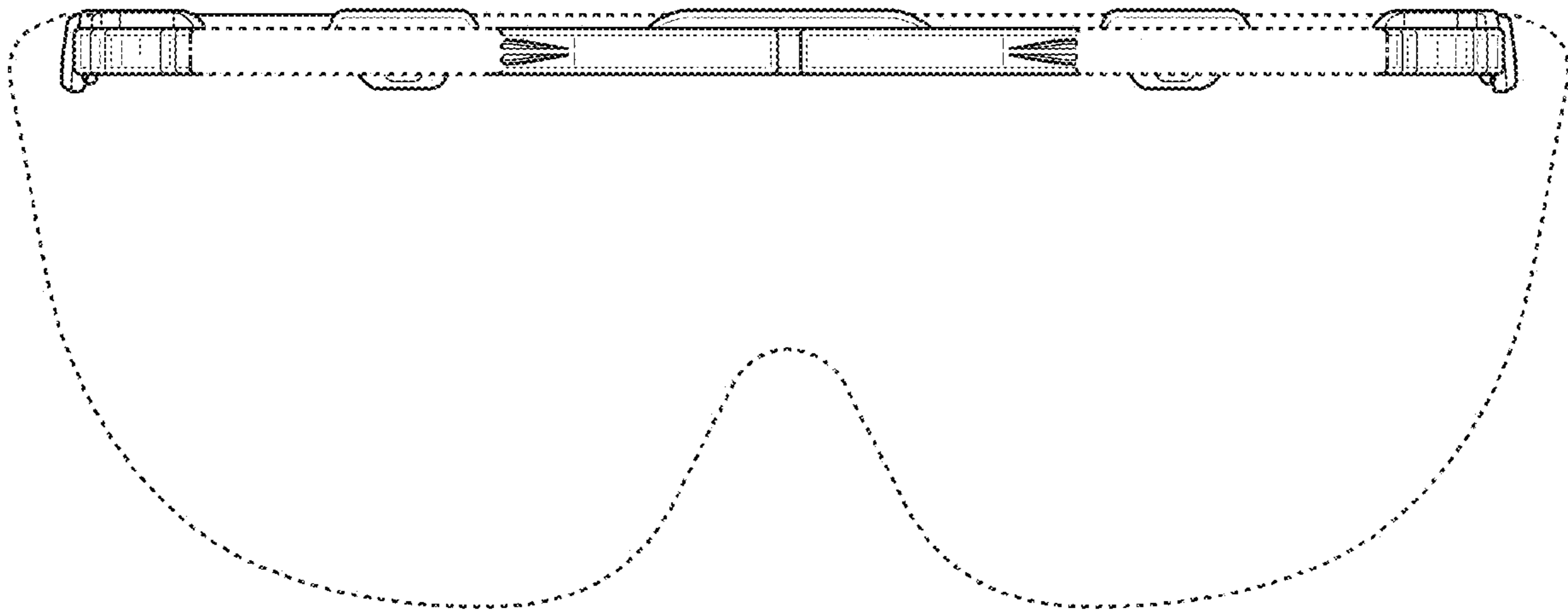


FIG. 3

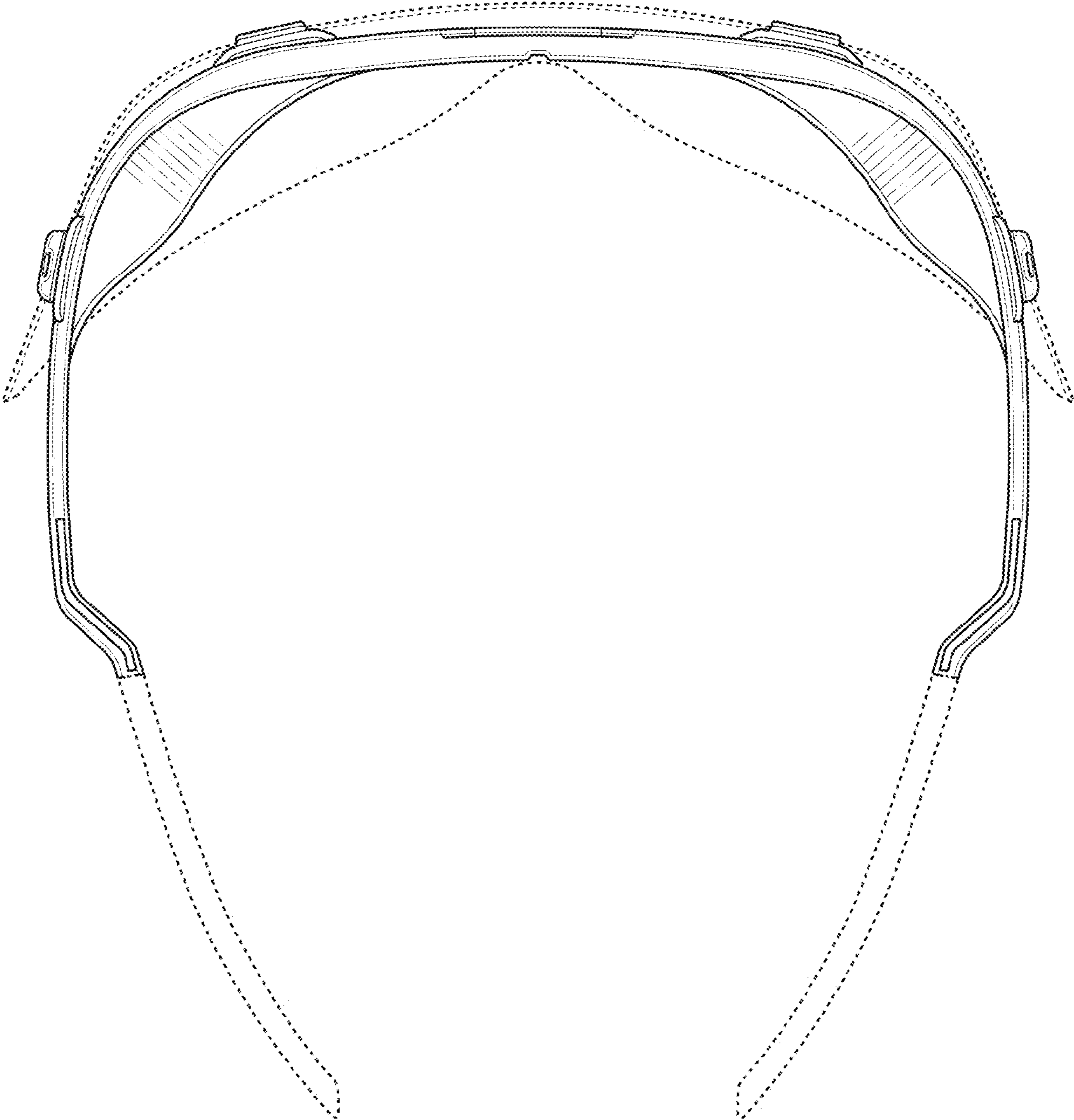


FIG. 4

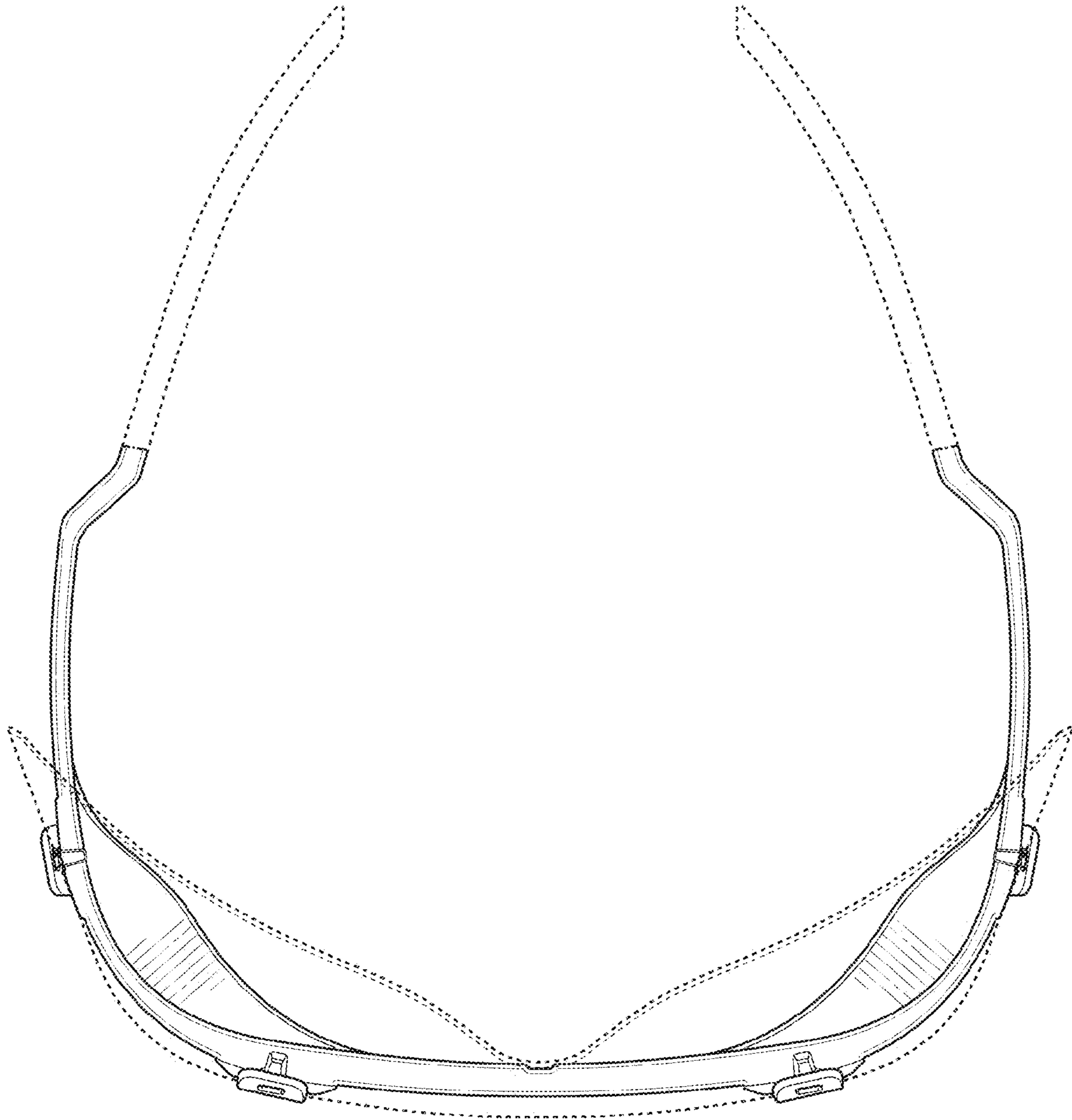


FIG. 5

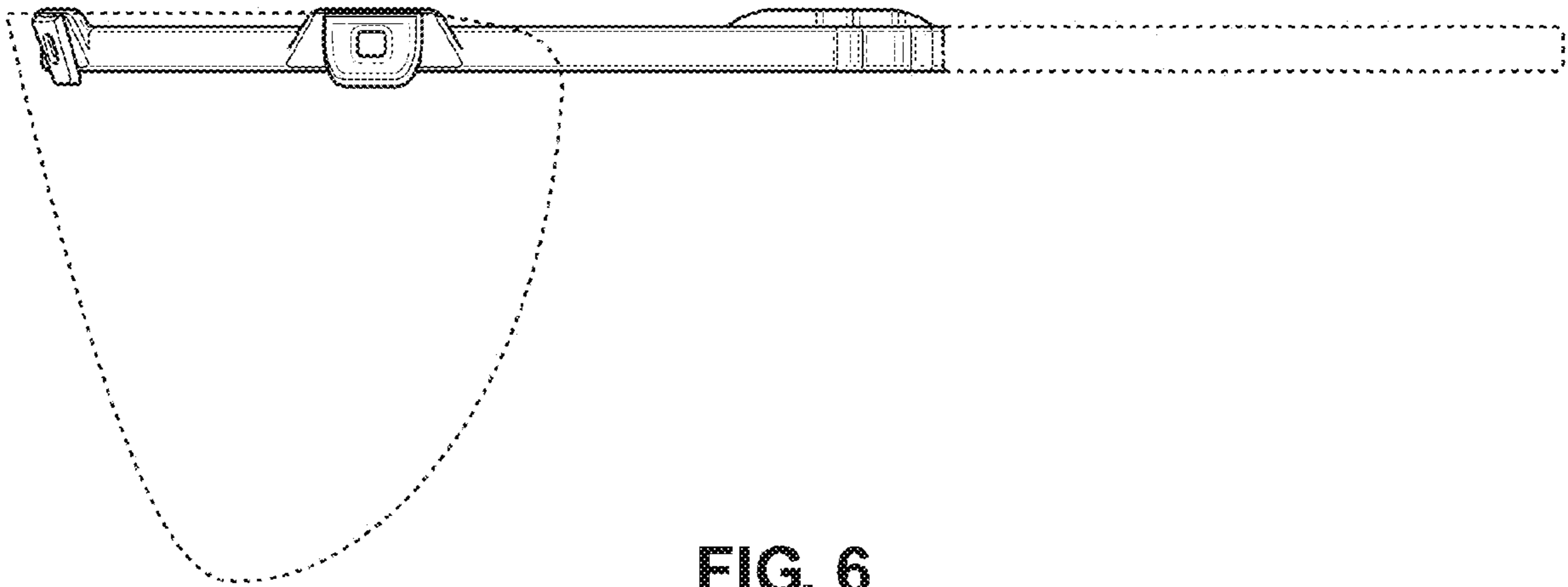


FIG. 6

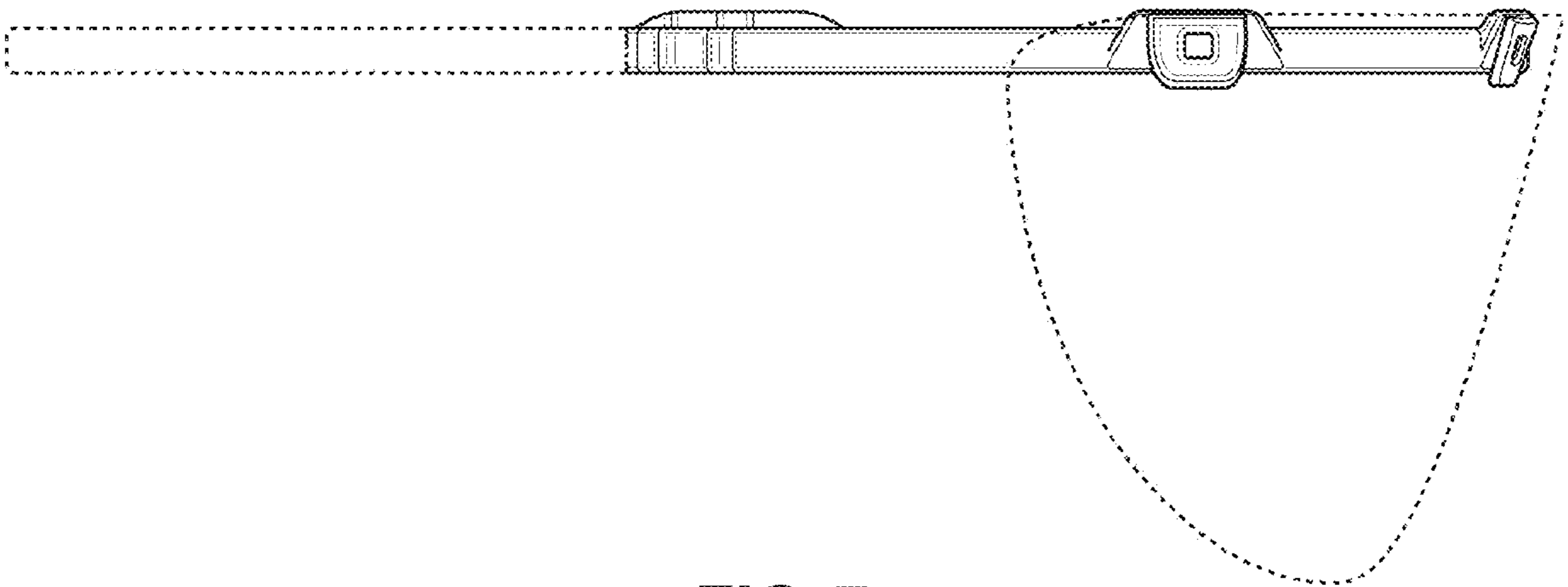


FIG. 7