



US00D989832S

(12) **United States Design Patent**
Augustsson

(10) **Patent No.:** **US D989,832 S**
(45) **Date of Patent:** **** Jun. 20, 2023**

- (54) **ELECTRIC TROLLEY**
- (71) Applicant: **FQ IP AB**, Västra Frölunda (SE)
- (72) Inventor: **Per Augustsson**, Västra Frölunda (SE)
- (73) Assignee: **FQ IP AB**, Västra Frölunda (SE)
- (**) Term: **15 Years**
- (21) Appl. No.: **29/866,740**
- (22) Filed: **Sep. 26, 2022**

Related U.S. Application Data

- (62) Division of application No. 29/729,317, filed on Mar. 25, 2020, now Pat. No. Des. 974,430.

Foreign Application Priority Data

- Sep. 26, 2019 (EM) 006935680-0001
- Sep. 26, 2019 (EM) 006935680-0002
- Sep. 26, 2019 (EM) 006935680-0003
- (51) **LOC (14) Cl.** **15-99**
- (52) **U.S. Cl.**
USPC **D15/199**
- (58) **Field of Classification Search**
USPC D15/199; D21/578-583, 621, 622;
D32/21; D34/34
CPC B25J 5/007; B25J 11/008; B60B 19/006;
B62D 57/024; Y10S 901/01
See application file for complete search history.

References Cited

U.S. PATENT DOCUMENTS

- 4,137,984 A * 2/1979 Jennings B62D 1/28
180/274
- 4,496,274 A * 1/1985 Pipes B66F 9/063
180/68.5

- 4,657,463 A * 4/1987 Pipes B62D 1/24
414/349
- 5,170,351 A * 12/1992 Nemoto G05D 1/0255
180/169
- 5,658,120 A * 8/1997 Watanabe B60G 3/00
414/495
- 5,672,947 A * 9/1997 Hisada G05D 1/0263
318/587
- D468,884 S * 1/2003 Ito D34/12
- D612,124 S * 3/2010 Rossini D34/12
- D743,647 S * 11/2015 Heck D32/21
- D759,623 S * 6/2016 Dahlberg D14/344
- D810,799 S * 2/2018 Sokuza D15/199
- 10,048,697 B1 * 8/2018 Theobald G05D 1/0088
- D871,475 S * 12/2019 Kolb D15/199
- D892,188 S * 8/2020 Galluzzo D15/199
- 11,084,410 B1 * 8/2021 Bhaskaran B66F 9/063
- D974,430 S * 1/2023 Augustsson D15/199

(Continued)

FOREIGN PATENT DOCUMENTS

- EP 3647896 A1 * 5/2020
- EP 3705971 A1 * 9/2020 B62D 53/005

Primary Examiner — Patricia A Palasik

(74) *Attorney, Agent, or Firm* — Finnegan, Henderson, Farabow, Garrett & Dunner, LLP

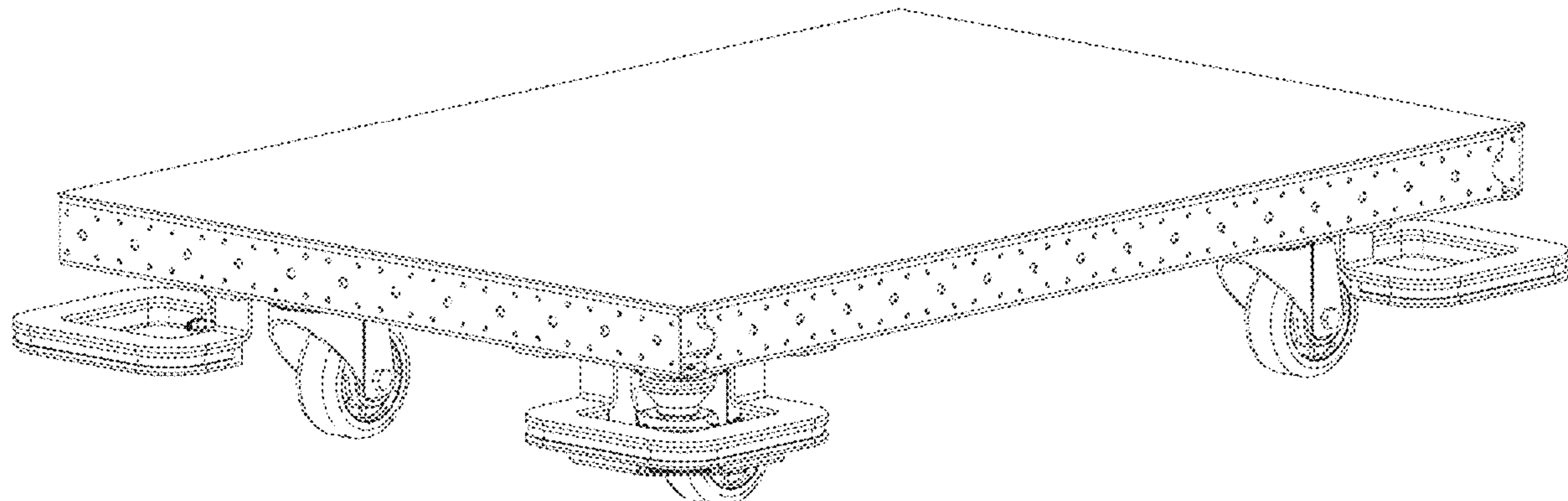
(57) **CLAIM**

The ornamental design for an electric trolley, as shown and described.

DESCRIPTION

FIG. 1 is a front, top, left perspective view for an electric trolley, showing the new design;
 FIG. 2 is a top, bottom perspective view thereof;
 FIG. 3 is a bottom plan view thereof;
 FIG. 4 is a front elevation view thereof;
 FIG. 5 is a rear elevation view thereof;
 FIG. 6 is an enlarged left side view thereof; and,
 FIG. 7 is an enlarged right side view thereof.

1 Claim, 7 Drawing Sheets



(56)

References Cited

U.S. PATENT DOCUMENTS

2011/0301800 A1* 12/2011 Furuno G05D 1/0274
701/25
2017/0253271 A1* 9/2017 Bertezolo B62D 21/14
2018/0052469 A1* 2/2018 Sundaram B60W 10/04
2018/0093289 A1* 4/2018 Raman G05D 1/0234
2019/0179329 A1* 6/2019 Keivan G05D 1/0214
2019/0270488 A1* 9/2019 Behrens B62D 53/005
2019/0276291 A1* 9/2019 Sokuza B66F 9/22
2019/0294175 A1* 9/2019 Pajevic G05D 1/0223
2020/0073402 A1* 3/2020 Brucker G05D 1/0278
2020/0114714 A1* 4/2020 Doan B62D 61/10
2020/0369501 A1* 11/2020 Zou B66F 9/0755
2021/0171104 A1* 6/2021 Xi B25J 5/007
2021/0276806 A1* 9/2021 Knepp B62D 53/005

* cited by examiner

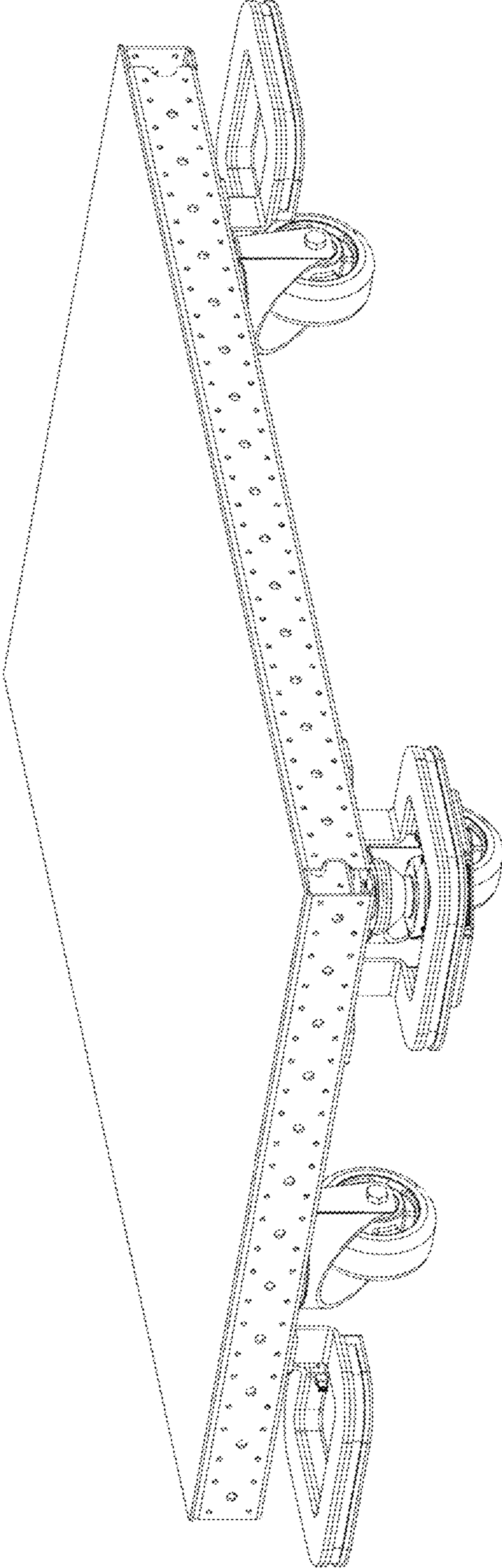


FIG. 1




FIG. 2

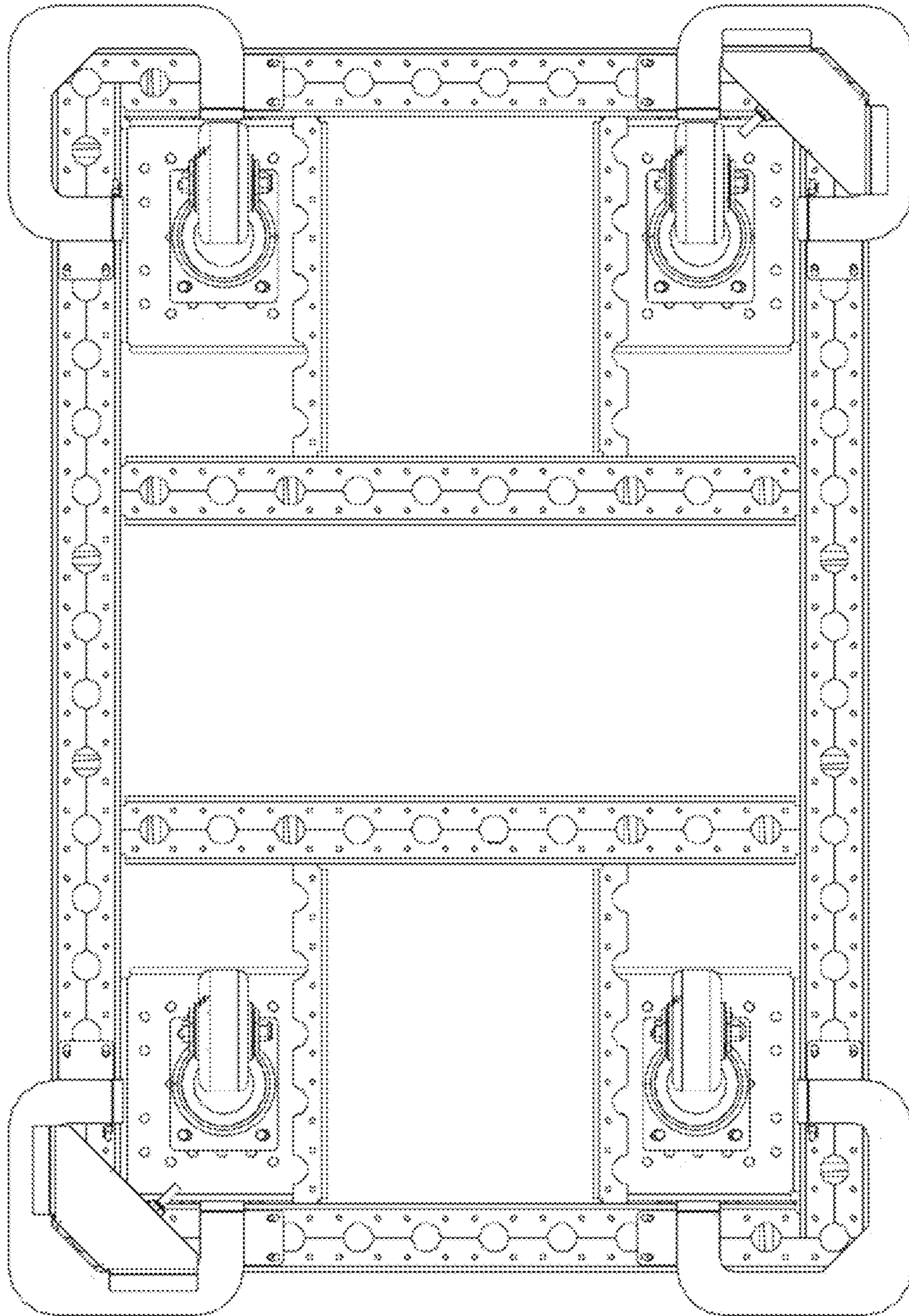


FIG. 3

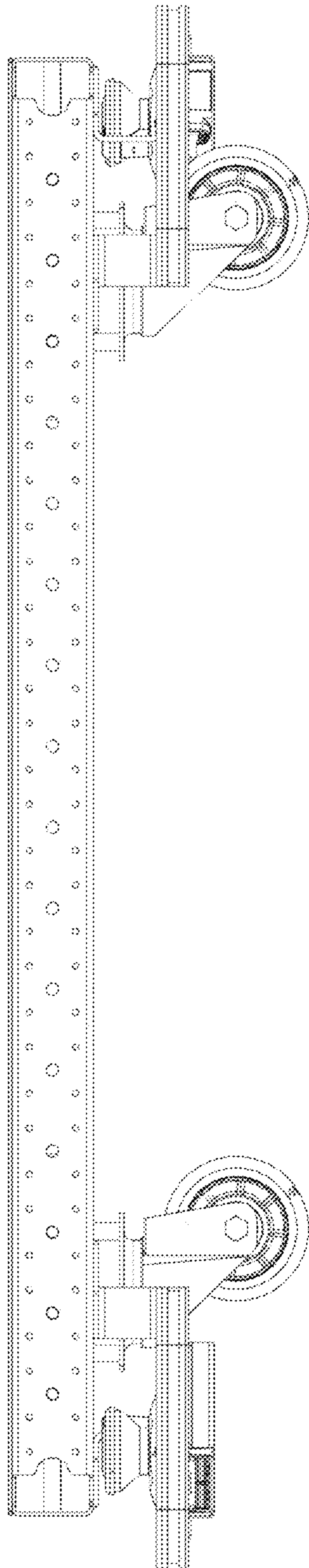


FIG. 4

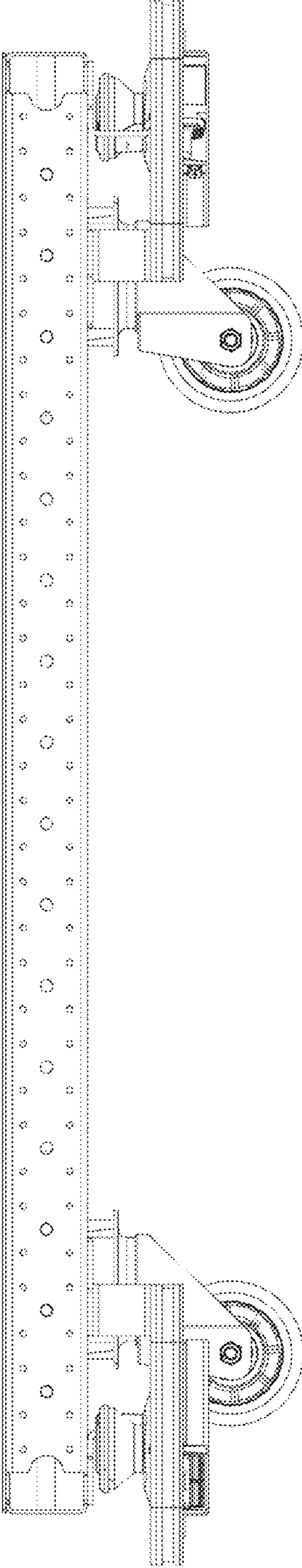


FIG. 5




FIG. 6




FIG. 7