



US00D989774S

(12) **United States Design Patent**
Richman et al.

(10) **Patent No.:** **US D989,774 S**
(45) **Date of Patent:** **** Jun. 20, 2023**

(54) **DISPLAY SCREEN OR PORTION THEREOF WITH TRANSITIONAL GRAPHICAL USER INTERFACE**

D798,900 S * 10/2017 Wan D14/489
D826,269 S * 8/2018 Llorca D14/491
D831,679 S * 10/2018 Antoni D14/485

(Continued)

(71) Applicant: **Samsung Electronics Co., Ltd.**,
Gyeonggi-do (KR)

FOREIGN PATENT DOCUMENTS

(72) Inventors: **Josh Richman**, Pacifica, CA (US);
Young Jang, San Jose, CA (US); **Ixabu Gonzalez**,
Agueda (PT); **Kyungmin Lee**, San Mateo, CA (US);
Philip Semin Park, Sunnyvale, CA (US);
Matthieu Daniel Chaminade, Kirkland, WA (US)

EM 0023256050001 10/2013

OTHER PUBLICATIONS

(73) Assignee: **SAMSUNG ELECTRONICS CO., LTD.**,
Gyeonggi-Do (KR)

Shutterstock, Inc; "Red Heart Icon Half Circle Dot Stck Vector (Royalty Free) ID: 1008769060"; Retrieved from Internet Jan. 11, 2021; <https://shutterstock.com/image-vector/red-heart-icon-half-circle-dot-1008769060>; 9 pages.

Primary Examiner — Katherine A Holbrow

(**) Term: **15 Years**

(74) *Attorney, Agent, or Firm* — Cantor Colburn LLP

(21) Appl. No.: **29/772,037**

(57) **CLAIM**

(22) Filed: **Feb. 26, 2021**

The ornamental design for display screen or portion thereof with transitional graphical user interface, as shown and described.

(51) **LOC (14) Cl.** **14-04**

DESCRIPTION

(52) **U.S. Cl.**
USPC **D14/495**; D14/489

(58) **Field of Classification Search**
USPC D14/485–495
CPC G06F 3/04847; G06F 3/0485; G06F 3/048;
G06F 3/0488; H04N 1/00477
See application file for complete search history.

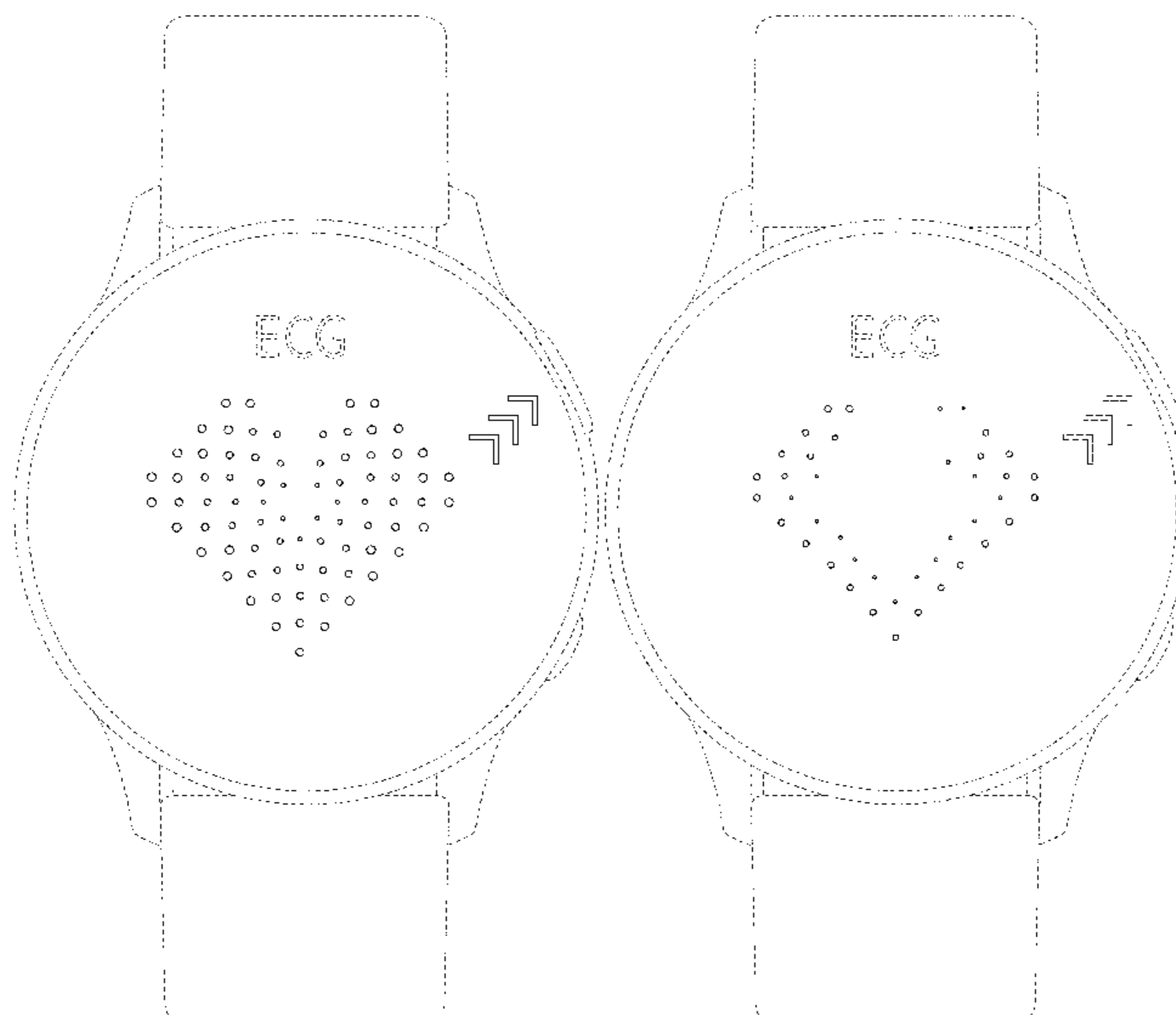
(56) **References Cited**

U.S. PATENT DOCUMENTS

D659,710 S * 5/2012 Hirt D14/494
D751,582 S 3/2016 Herrera et al.
D751,583 S * 3/2016 Nuovo D14/485
D782,531 S * 3/2017 Seo D14/489
D783,664 S 4/2017 Butcher et al.
D786,925 S * 5/2017 Park D14/488
D794,068 S 8/2017 Gyllensward et al.
9,775,015 B1 9/2017 Mishra et al.

FIG. 1 is a front view of the first image in a sequence of a display screen or portion thereof with transitional graphical user interface, showing our new design;
FIG. 2 is a front view of the second image thereof;
FIG. 3 is a front view of the third image thereof;
FIG. 4 is a front view of the fourth image thereof;
FIG. 5 is a front view of the fifth image thereof; and,
FIG. 6 is a front view of the sixth image thereof.
The appearance of the transitional graphical user interface sequentially transitions between the images shown in FIGS. 1-6. The process or period in which one image transitions to another forms no part of the claimed design.
The broken lines showing a device, display screen, and portions of the graphical user interface form no part of the claimed design.

1 Claim, 6 Drawing Sheets



(56)

References Cited

U.S. PATENT DOCUMENTS

D836,117	S	*	12/2018	Kim	D14/491
D836,126	S	*	12/2018	Anzures	D14/486
D849,762	S	*	5/2019	Kim	D14/491
D849,782	S	*	5/2019	King	D14/488
D864,248	S	*	10/2019	Hamaguchi	D14/492
D865,812	S	*	11/2019	Park	D14/492
D868,833	S	*	12/2019	Kim	D14/492
D877,773	S		3/2020	Lebov et al.		
D878,416	S		3/2020	Lyons et al.		
D886,849	S		6/2020	Muhsin et al.		
D890,202	S	*	7/2020	Griffin	D14/489
D916,852	S	*	4/2021	Griffin	D14/490
D920,374	S	*	5/2021	Wu	D14/488
D929,457	S	*	8/2021	Hamaguchi	D14/492
D933,080	S	*	10/2021	Kim	D14/485
D944,847	S	*	3/2022	Griffin	D14/492
D965,003	S	*	9/2022	Hu	D14/488
2019/0274565	A1	*	9/2019	Soli	A61B 5/02

* cited by examiner

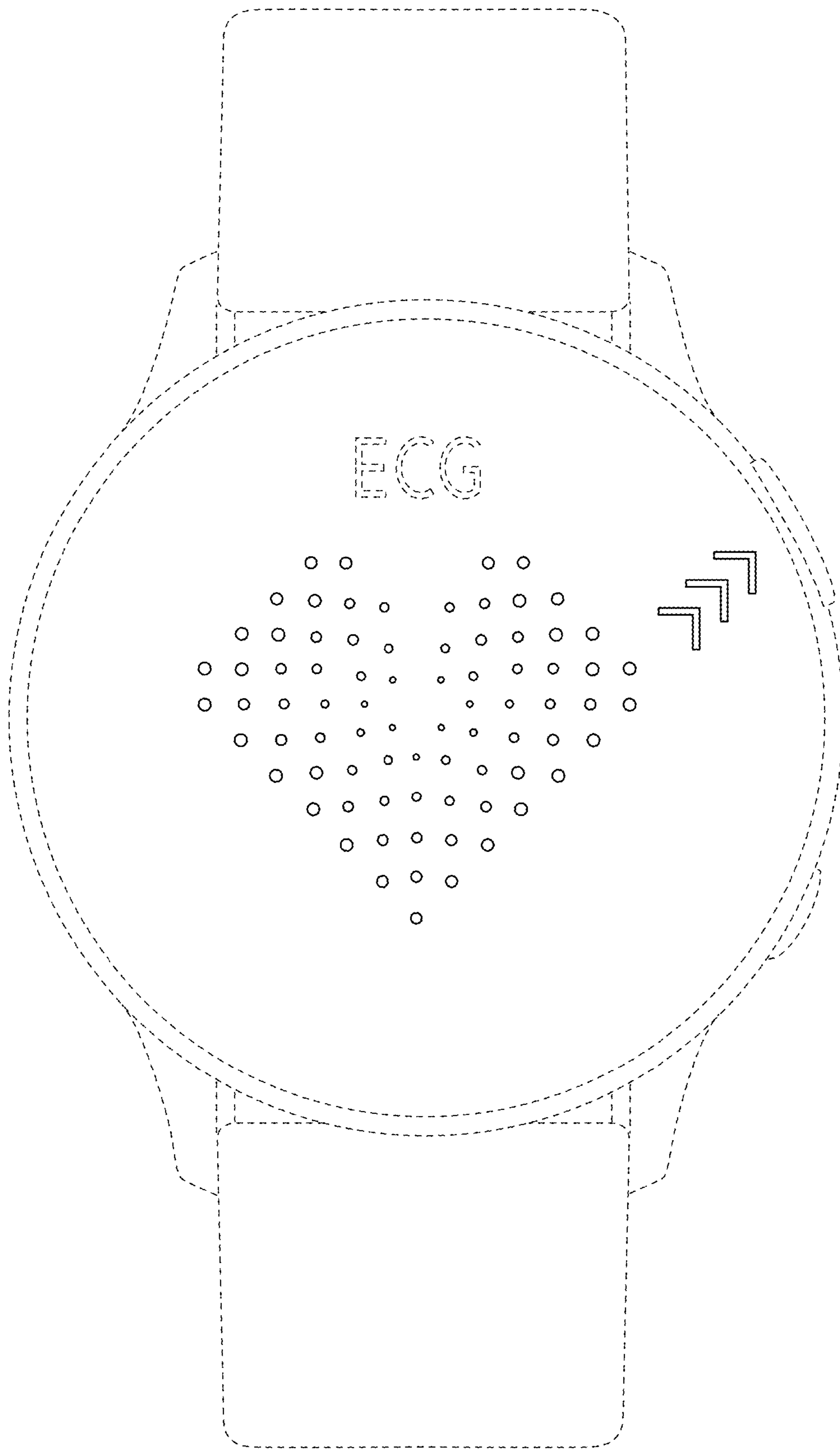


FIG. 1

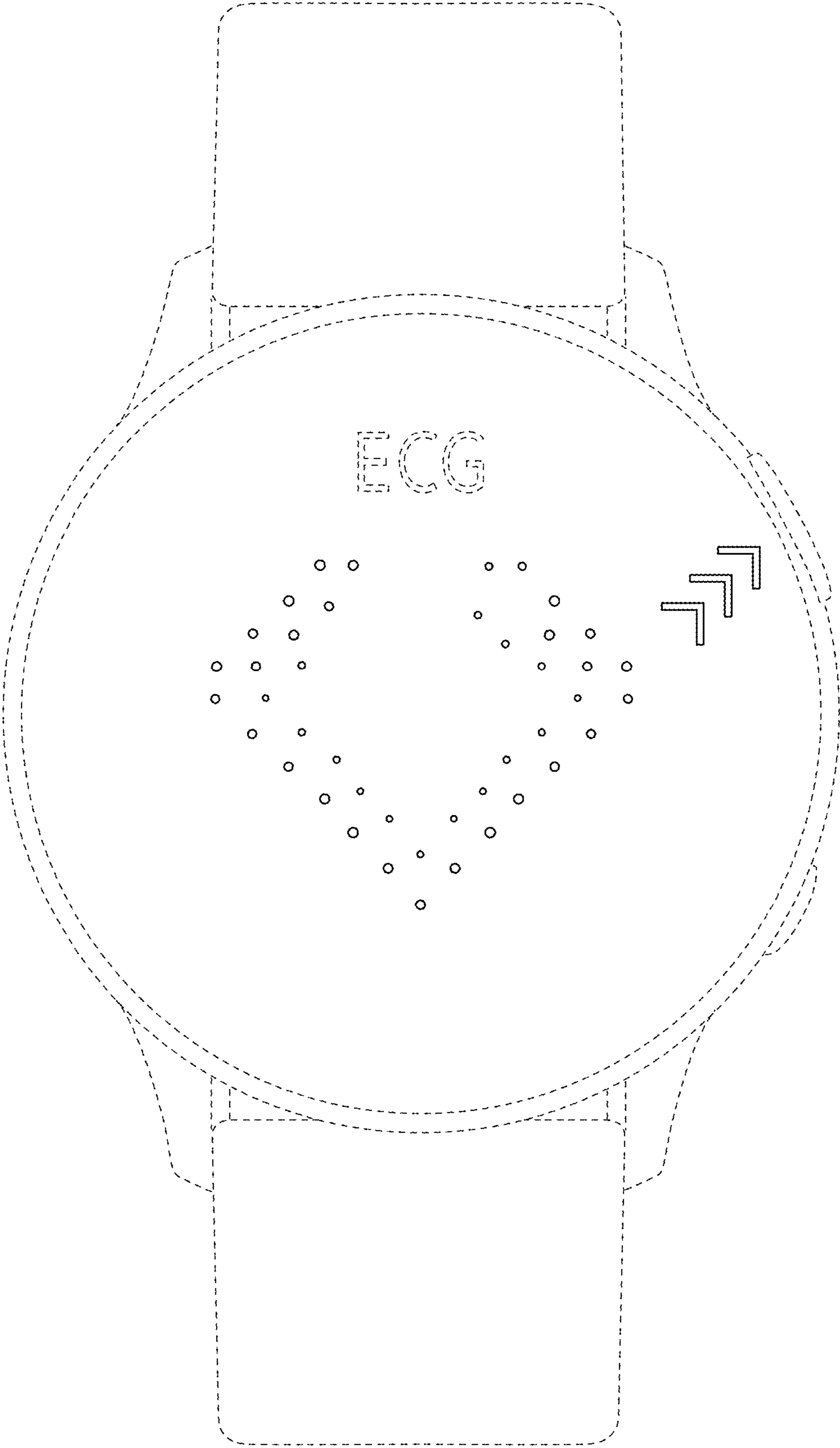


FIG. 2

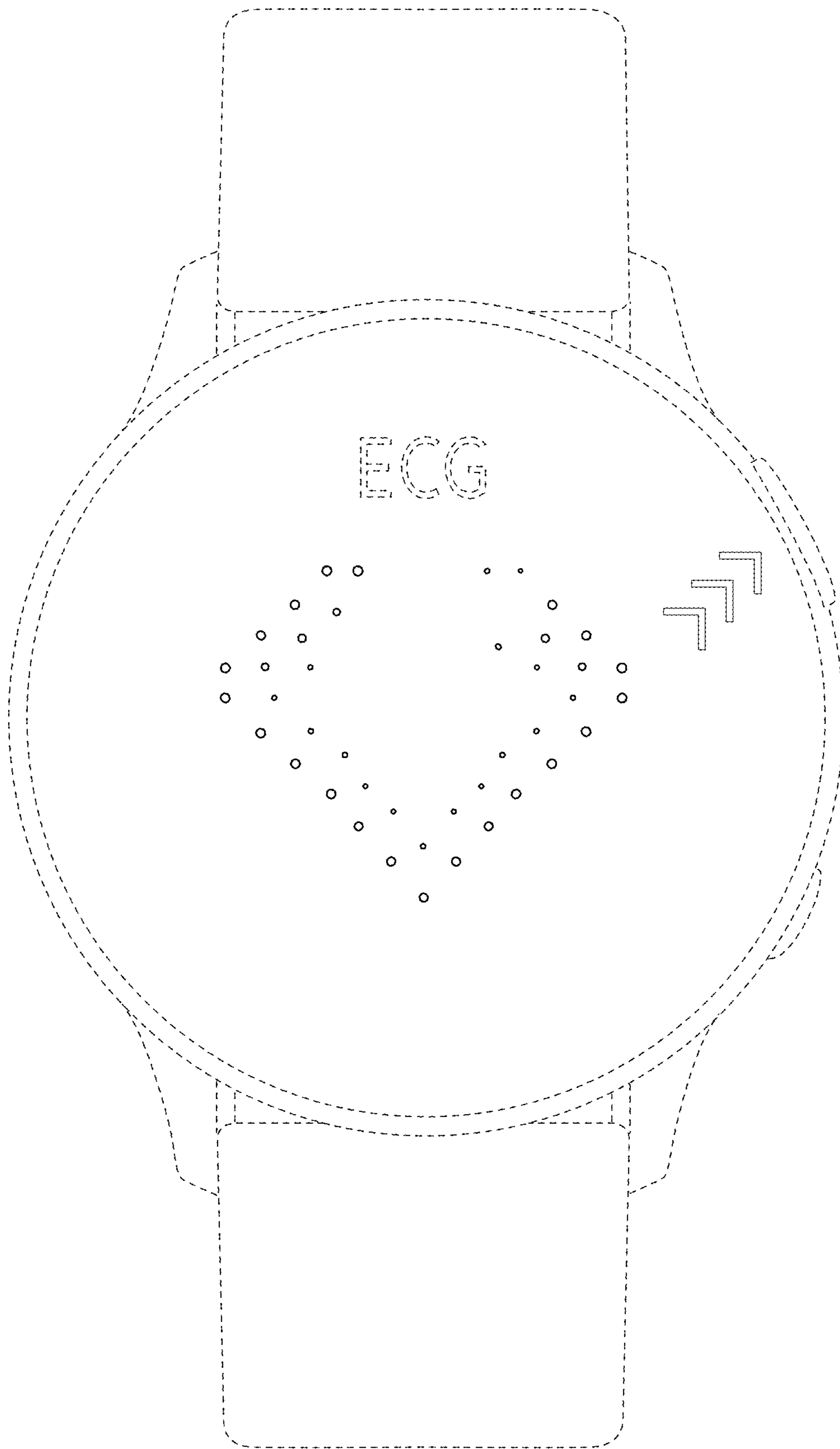


FIG. 3

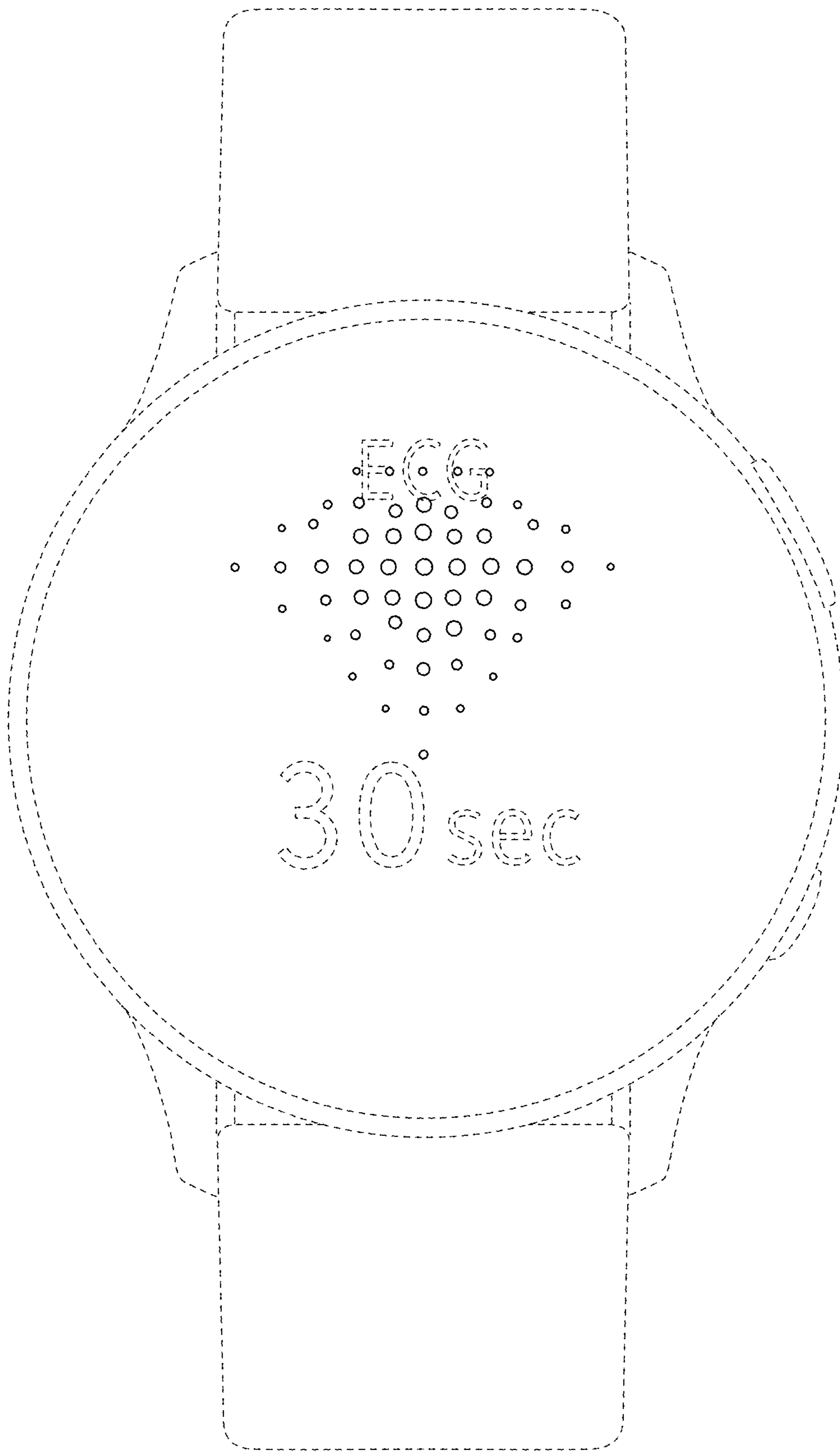


FIG. 4



FIG. 5

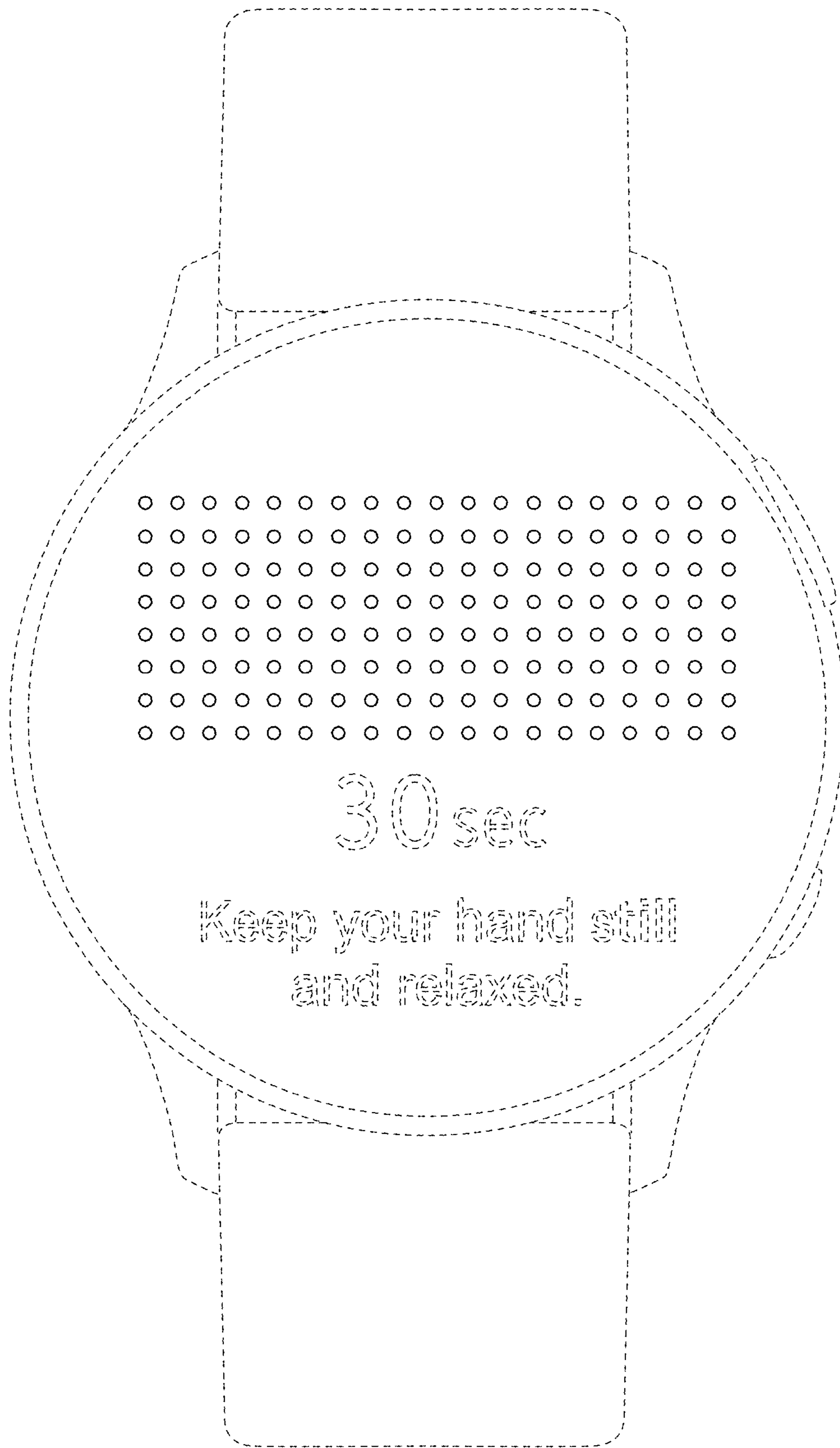


FIG. 6