



US00D989756S

(12) **United States Design Patent**
McGowan

(10) **Patent No.:** **US D989,756 S**

(45) **Date of Patent:** **** Jun. 20, 2023**

(54) **PHONE ACCESSORY**

(71) Applicant: **AMBULANT, INC.**, Bend, OR (US)

(72) Inventor: **Joseph Cole McGowan**, Bend, OR (US)

(73) Assignee: **Ambulant, Inc.**, Bend, OR (US)

(**) Term: **15 Years**

(21) Appl. No.: **29/783,155**

(22) Filed: **May 11, 2021**

(51) **LOC (14) Cl.** **14-06**

(52) **U.S. Cl.**
USPC **D14/251**; D14/253

(58) **Field of Classification Search**
USPC D14/251–253, 432, 433, 447, 452;
D12/415; D16/242, 245, 250
(Continued)

(56) **References Cited**

U.S. PATENT DOCUMENTS

D660,305 S * 5/2012 Ho D14/447
D747,321 S * 1/2016 London D14/440
(Continued)

FOREIGN PATENT DOCUMENTS

HK 2118959-0001 * 3/2022
HK 2118959-0002 * 3/2022
(Continued)

OTHER PUBLICATIONS

Vooii for iPhone Xs_X Case Kickstand, Apr. 30, 2020, Amazon, site visited Jan. 18, 2023: <https://www.amazon.com/dp/B08P2KTH6J/> (Year: 2020).*

(Continued)

Primary Examiner — Leanne Was-Englehart

Assistant Examiner — Alison Davis

(74) *Attorney, Agent, or Firm* — Buchalter; Jason W. Croft

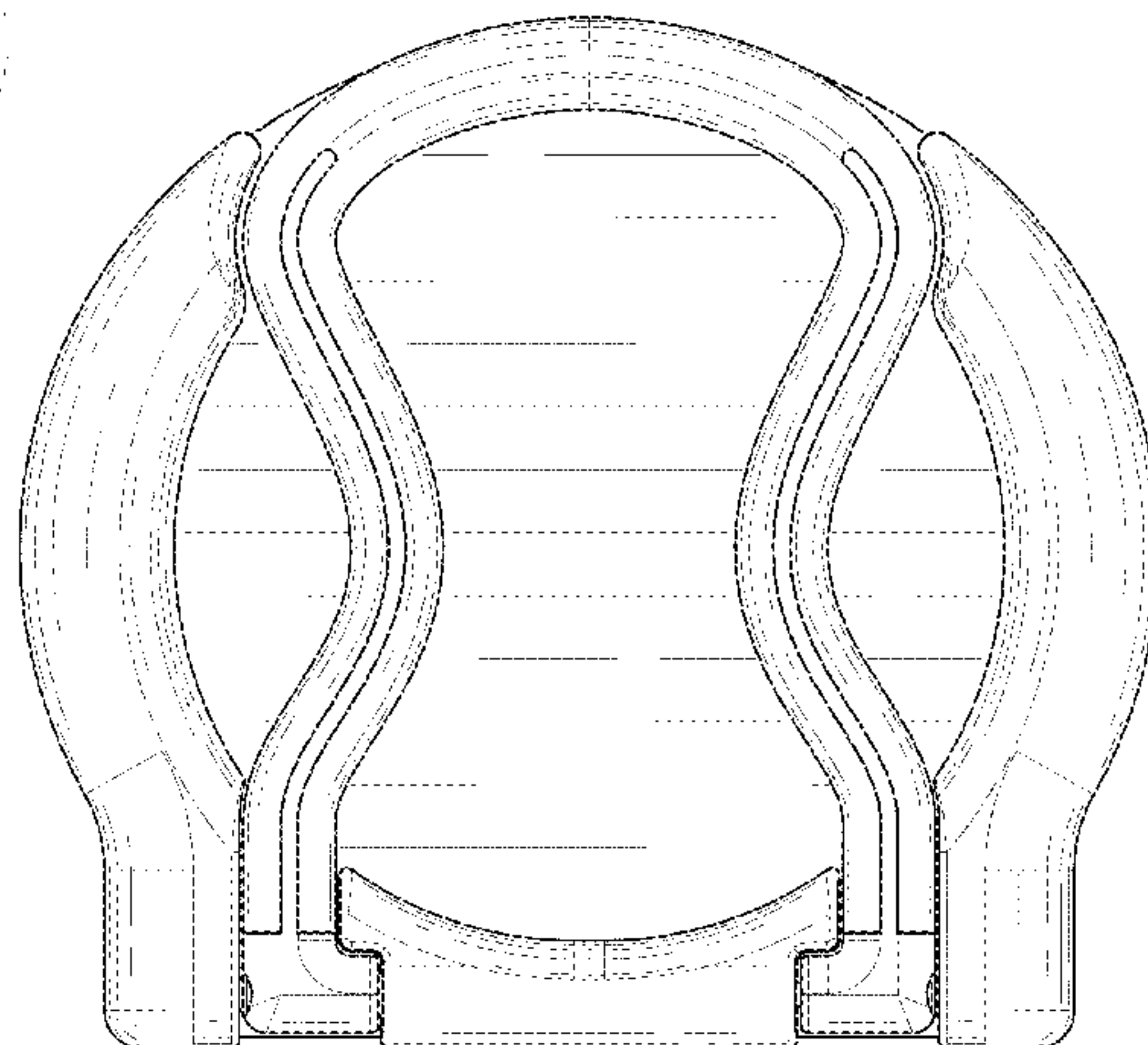
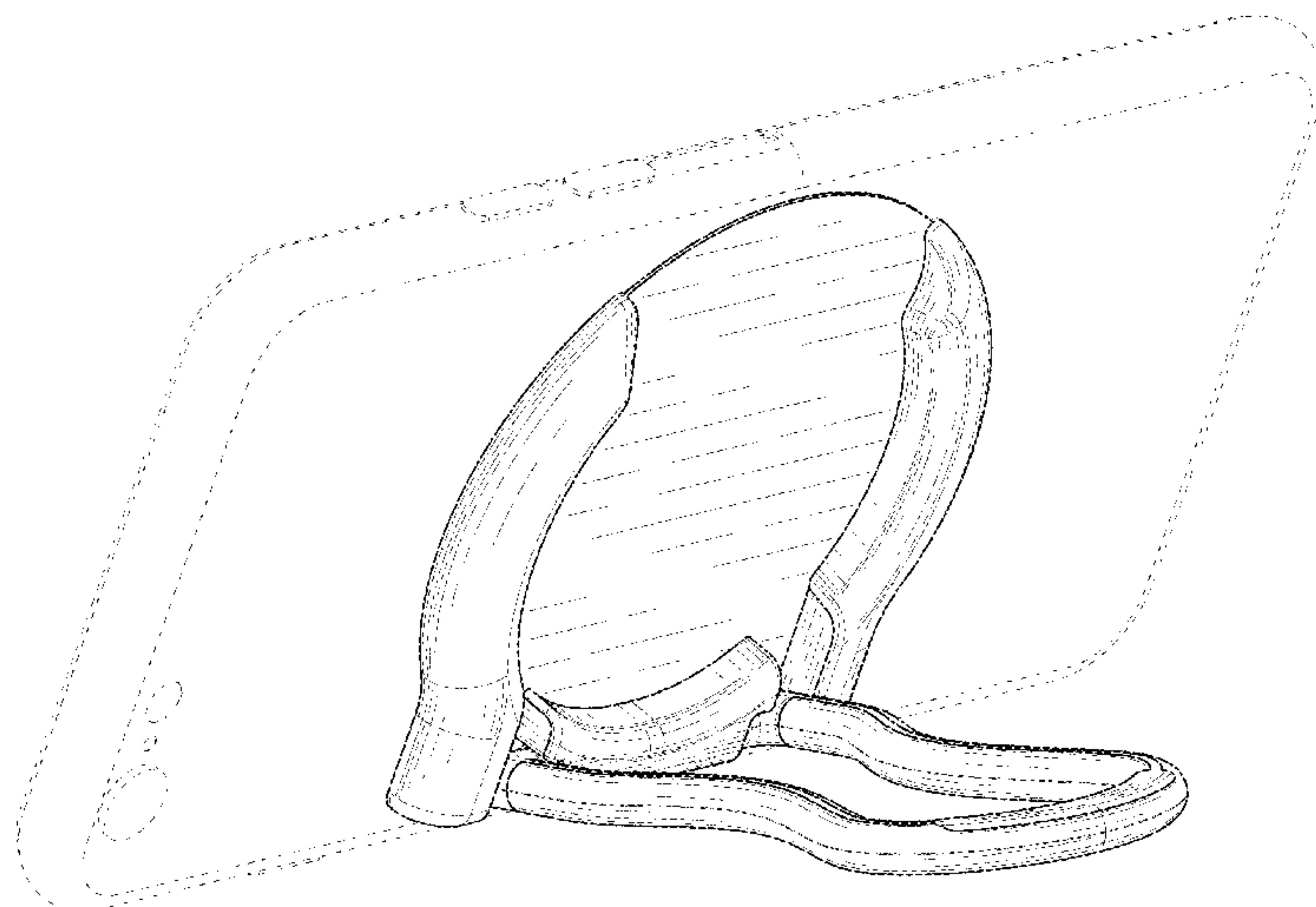
(57) **CLAIM**

The ornamental design for a phone accessory, as shown and described.

DESCRIPTION

FIG. 1 is a top front perspective view of an embodiment of a phone accessory, illustrating the phone accessory in an open position and attached to an example phone; FIG. 2 is a top front perspective view of the phone accessory of FIG. 1, illustrating the phone accessory in a closed position and attached to an example phone; FIG. 3 is a front view of the phone accessory of FIG. 1; FIG. 4 is a rear view of the phone accessory of FIG. 1; FIG. 5 is a right side view of the phone accessory of FIG. 1; FIG. 6 is a left side view of the phone accessory of FIG. 1; FIG. 7 is a top view of the phone accessory of FIG. 1; FIG. 8 is a bottom view of the phone accessory of FIG. 1; FIG. 9 is a top front perspective view of another embodiment of a phone accessory, illustrating the phone accessory in an open position and attached to an example phone; FIG. 10 is a top front perspective view of the phone accessory of FIG. 9, illustrating the phone accessory in a closed position and attached to the example phone; FIG. 11 is a front view of the phone accessory of FIG. 9; FIG. 12 is a rear view of the phone accessory of FIG. 9; FIG. 13 is a right side view of the phone accessory of FIG. 9; FIG. 14 is a left side view of the phone accessory of FIG. 9; FIG. 15 is a top view of the phone accessory of FIG. 9; and, FIG. 16 is a bottom view of the phone accessory of FIG. 9. The broken lines are shown for the purpose of illustrating environmental structure and parts of the article that form no part of the claimed design.

1 Claim, 12 Drawing Sheets



US D989,756 S

Page 2

(58) **Field of Classification Search**

CPC B60R 11/0235; B60R 11/0241; B60R 11/0252; B60R 2011/0294; B60R 2011/008; B60R 2011/0082; B60R 2011/0085; B60R 7/08; F16M 11/00; F16M 11/04; F16M 11/06; F16M 11/22; F16M 11/38; F16M 13/00; F16M 13/022; F16M 2200/08; H02J 7/0044; A45F 5/00; A45F 2200/0516

See application file for complete search history.

(56) **References Cited**

U.S. PATENT DOCUMENTS

D749,559 S * 2/2016 Senoff D14/251
D768,635 S * 10/2016 Due D14/432
D855,048 S * 7/2019 Kim D14/253
D885,376 S * 5/2020 He D3/218
D960,146 S * 8/2022 Song F16M 11/38
D14/253

D965,581 S * 10/2022 Ma D3/218
D966,253 S * 10/2022 Wu B60R 5/00
D14/251
D971,204 S * 11/2022 Wang D3/218
D976,261 S * 1/2023 McGowan D14/440
2017/0001571 A1* 1/2017 Cho B60R 5/00
D3/218
2019/0111855 A1* 4/2019 Aloe F16M 11/38

FOREIGN PATENT DOCUMENTS

TW 221973-0001 * 11/2022
WO WOD224309-001 * 10/2022
WO WOD224309-002 * 10/2022

OTHER PUBLICATIONS

Perch for Phones, Mar. 18, 2022, Facebook, site visited Jan. 26, 2023: <https://www.facebook.com/wingocase> (Year: 2022).*

* cited by examiner

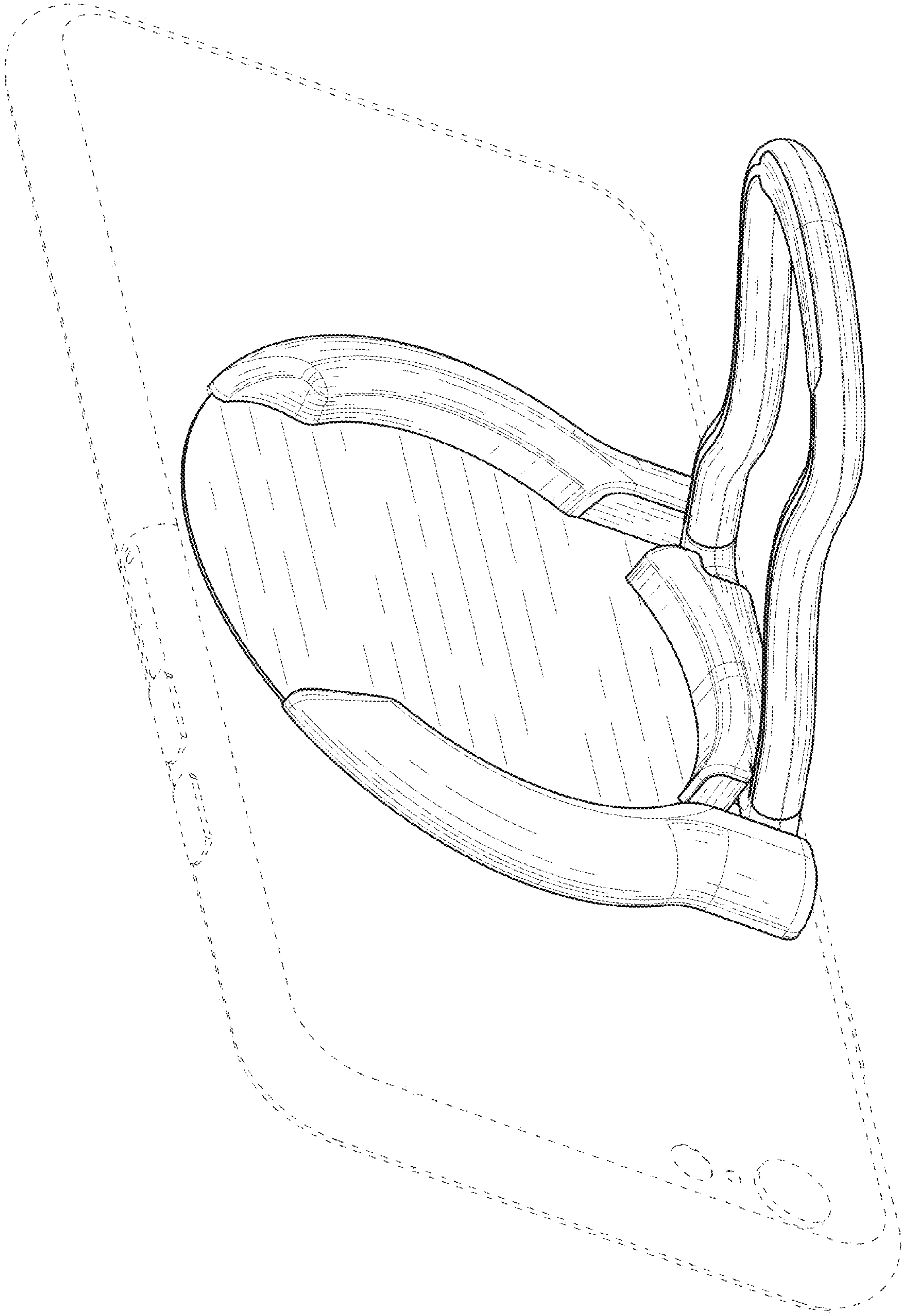


FIG. 1

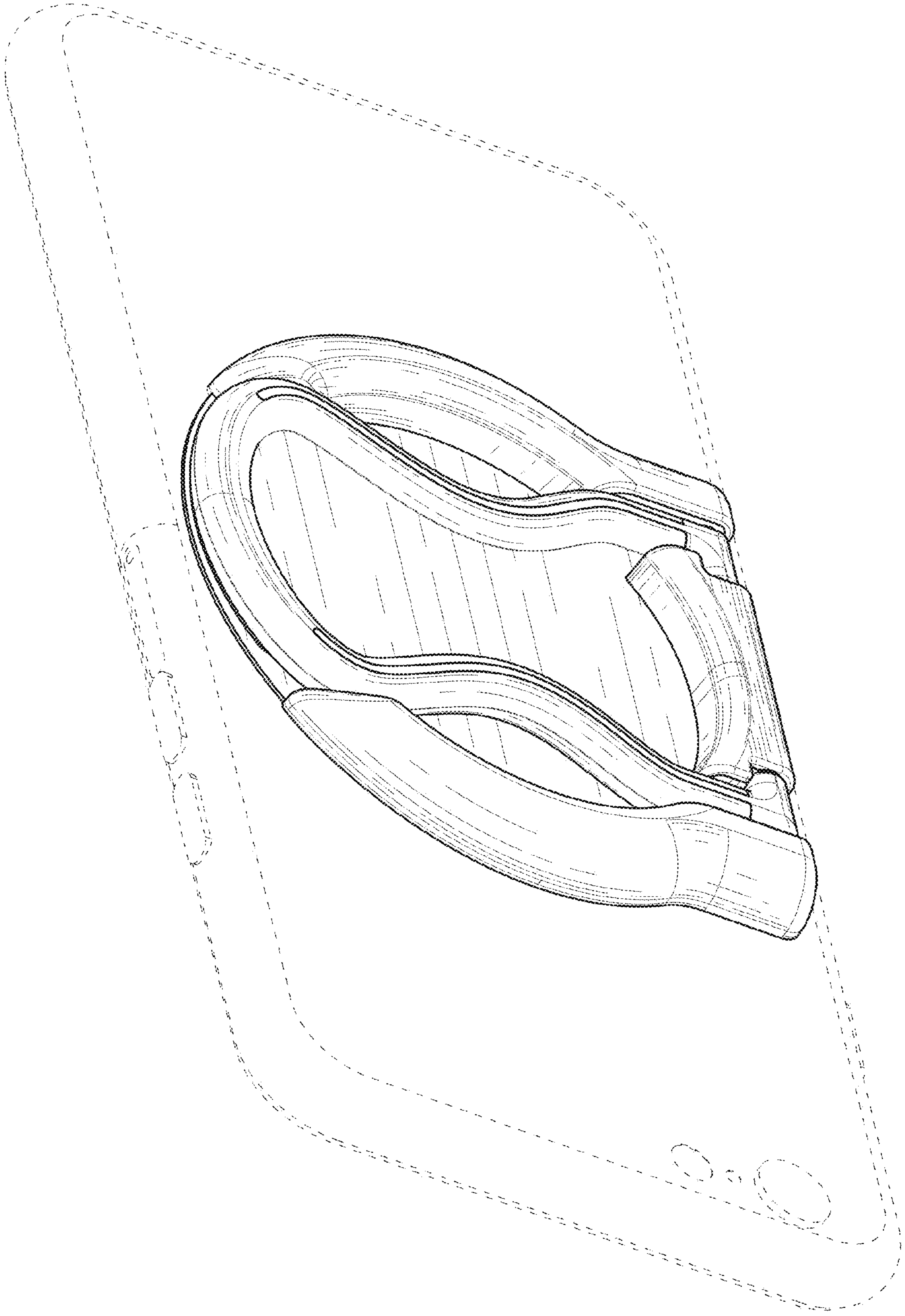


FIG. 2

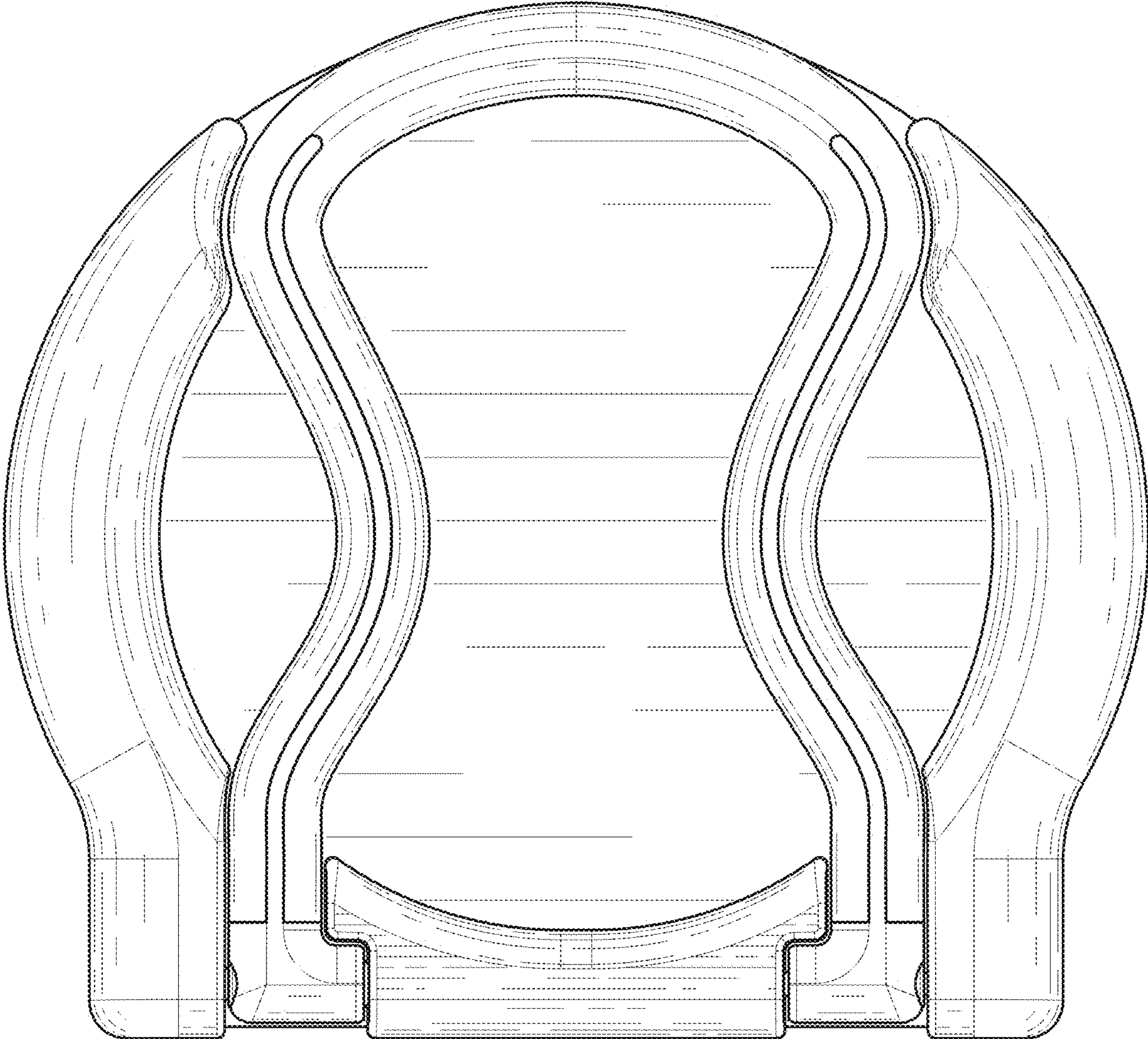


FIG. 3




FIG. 4




FIG. 5




FIG. 6

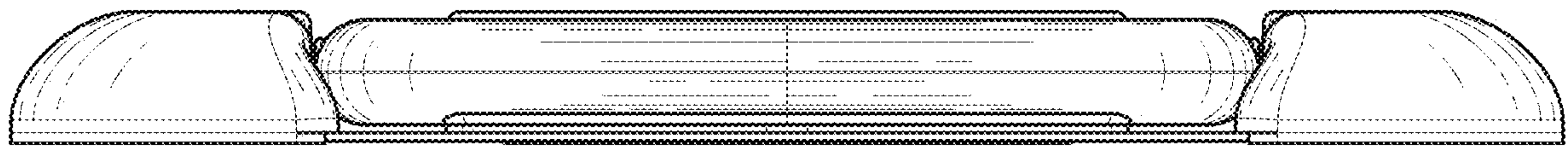


FIG. 7




FIG. 8

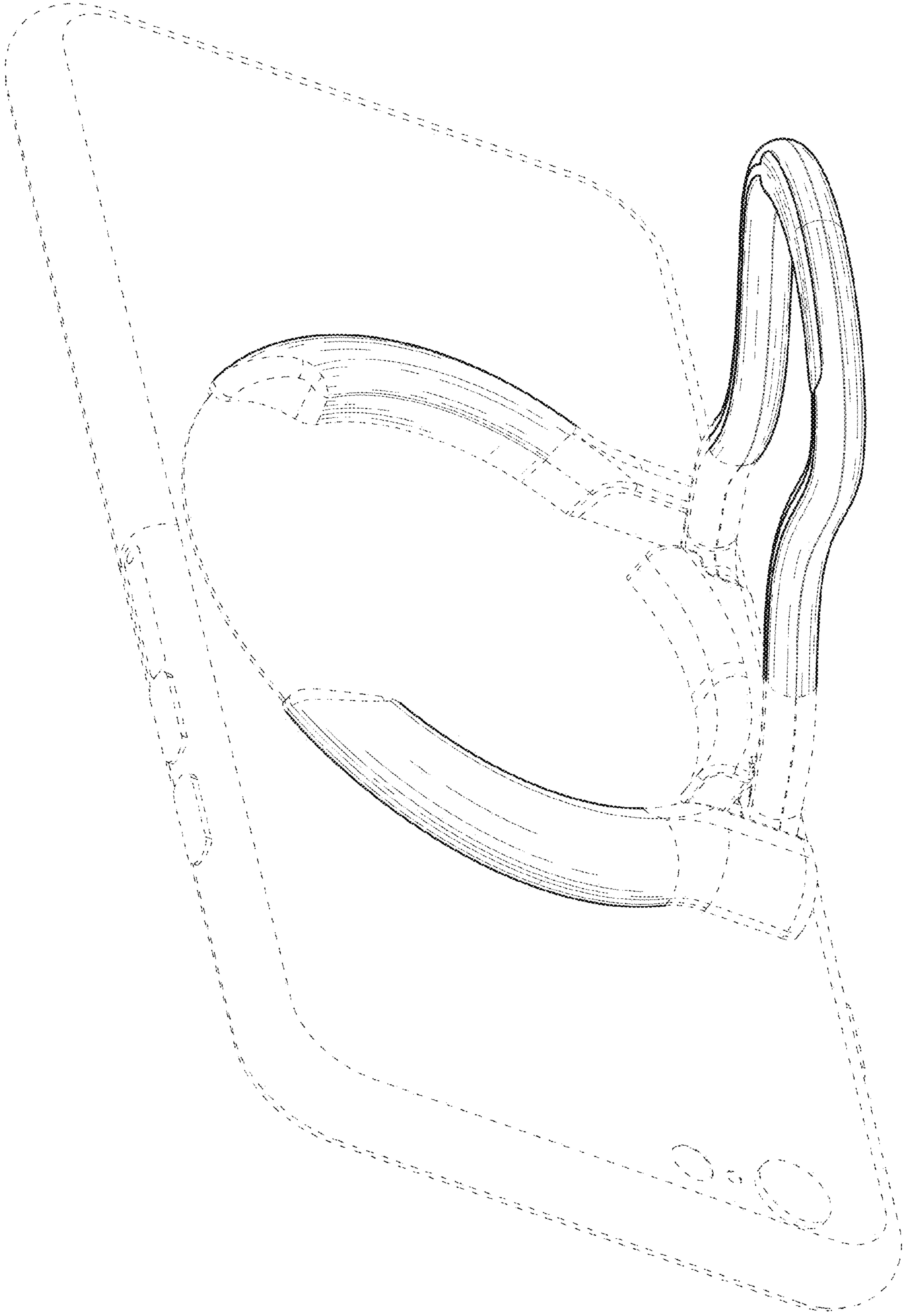


FIG. 9

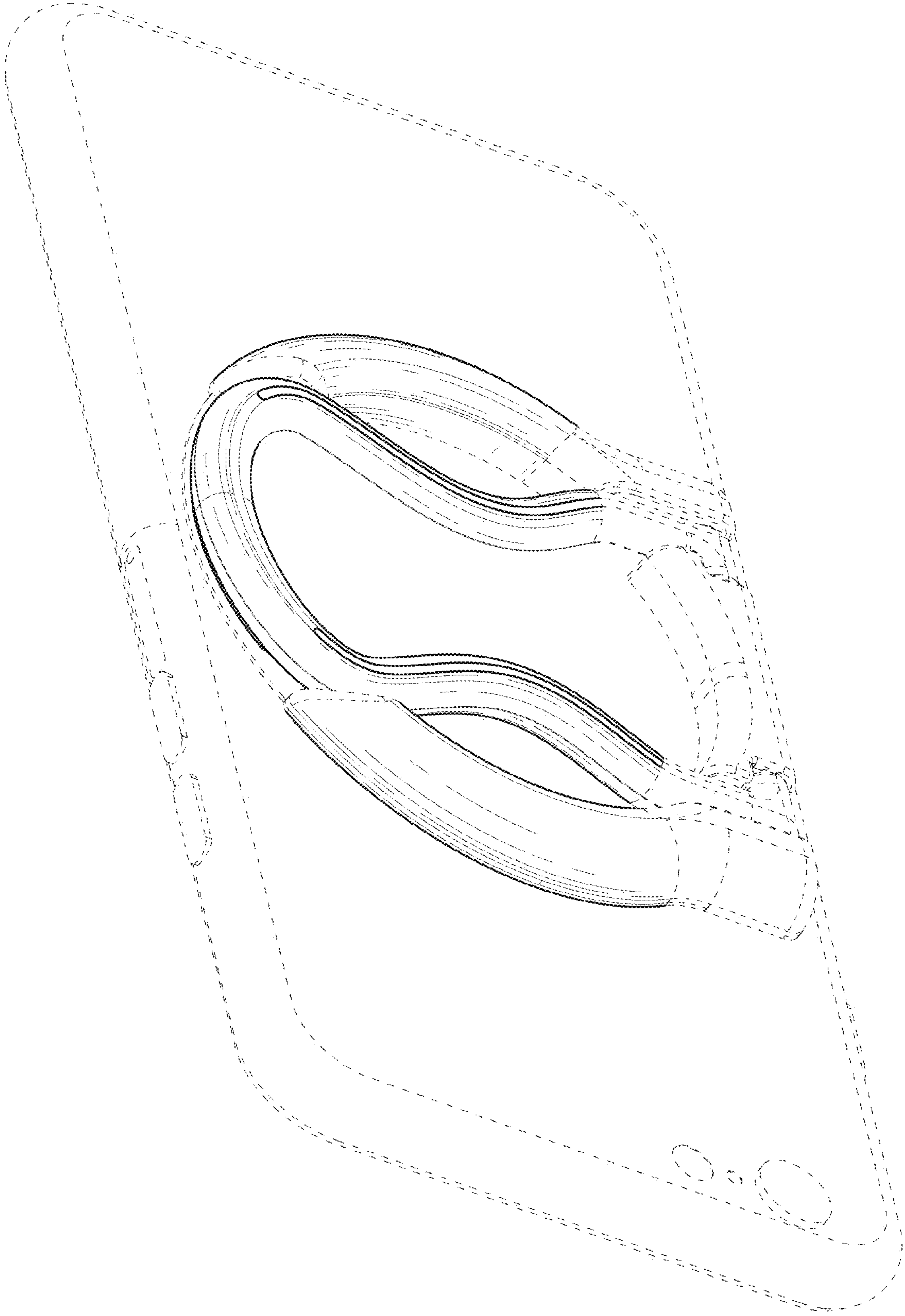


FIG. 10

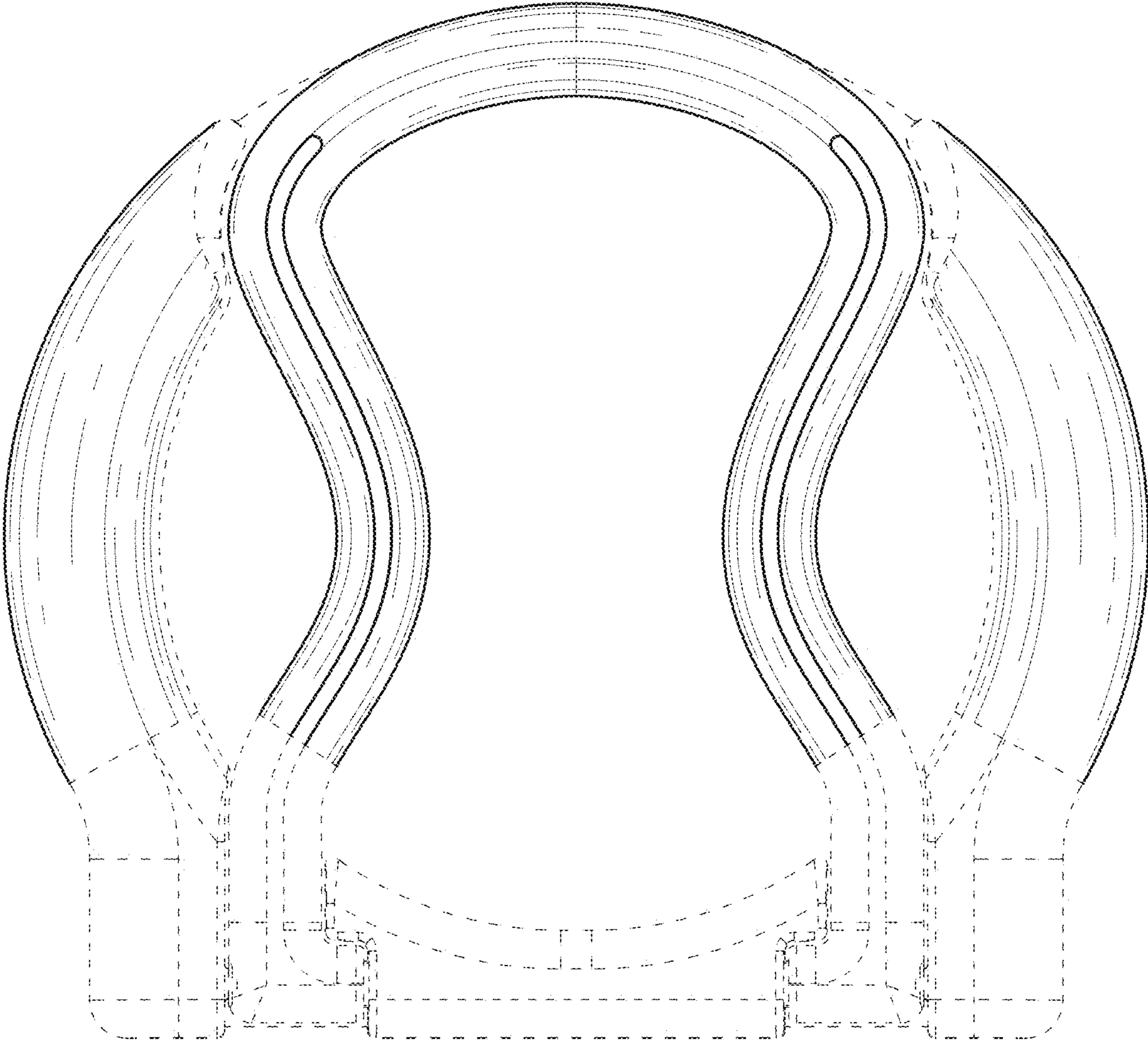


FIG. 11

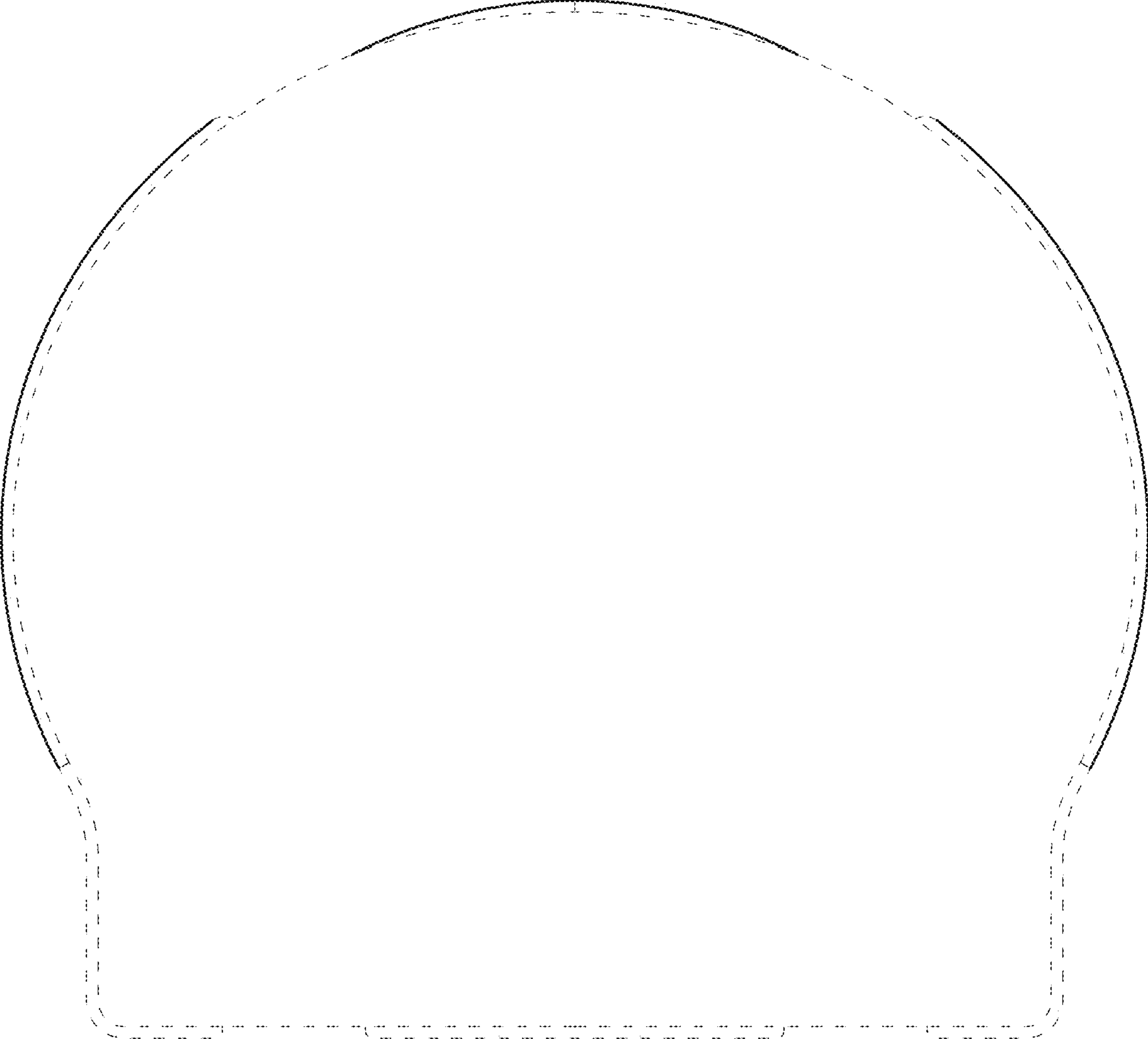


FIG. 12




FIG. 13




FIG. 14




FIG. 15

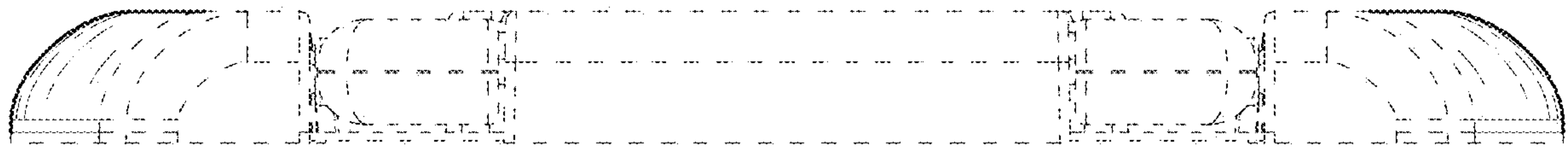


FIG. 16