



US00D989752S

(12) **United States Design Patent**  
**Altschul et al.**

(10) **Patent No.:** **US D989,752 S**  
(45) **Date of Patent:** **\*\* \*Jun. 20, 2023**

(54) **CASE FOR A MOBILE COMMUNICATIONS DEVICE**

(71) Applicants: **Matthew Altschul**, Austin, TX (US);  
**Beejan Soheili**, Chula Vista, CA (US)

(72) Inventors: **Matthew Altschul**, Austin, TX (US);  
**Beejan Soheili**, Chula Vista, CA (US)

(73) Assignee: **Catalyst Media Four, Inc.**, Austin, TX (US)

(\*) Notice: This patent is subject to a terminal disclaimer.

(\*\*) Term: **15 Years**

(21) Appl. No.: **29/805,561**

(22) Filed: **Aug. 27, 2021**

(51) **LOC (14) Cl.** ..... **14-03**

(52) **U.S. Cl.**  
USPC ..... **D14/250**

(58) **Field of Classification Search**

USPC ..... D14/203.3–203.7, 439, 251–253, 447,  
D14/217, 240, 238.1, 440, 248, 250;  
D13/103, 107–108, 119; D3/201, 218,  
D3/247, 249, 269, 273, 301, 303  
CPC ..... H04B 1/3888; A45C 11/00; A45C 13/02;  
A45C 2011/002; A45C 1/06; H04M  
1/0283; H04M 1/0202; A45F 2200/0525;  
A45F 2005/026; A45F 2200/0516  
See application file for complete search history.

(56) **References Cited**

U.S. PATENT DOCUMENTS

D639,260 S \* 6/2011 Carroll ..... D14/138 G  
D763,250 S \* 8/2016 Jannard ..... D14/341  
D766,819 S \* 9/2016 Gjovik ..... D13/103  
D772,857 S \* 11/2016 Poon ..... D14/250  
D828,320 S \* 9/2018 Tschopp ..... D14/138 G

D852,201 S \* 6/2019 Chan ..... D14/440  
D865,739 S \* 11/2019 Altschul ..... D14/250  
10,470,544 B2 \* 11/2019 Adrain ..... A45C 15/00  
D873,785 S \* 1/2020 Jannard ..... D14/138 G  
D879,760 S \* 3/2020 Altschul ..... D14/250  
D888,063 S \* 6/2020 Chan ..... D14/440  
D896,804 S \* 9/2020 Lin ..... D14/250  
D901,479 S \* 11/2020 Altschul ..... D14/250  
D901,480 S \* 11/2020 Altschul ..... H04M 1/0279  
D14/250  
D902,193 S \* 11/2020 Altschul ..... D14/250  
D908,121 S \* 1/2021 Weng ..... D14/250

(Continued)

*Primary Examiner* — Carla J Wright

(74) *Attorney, Agent, or Firm* — Michael Scheinberg;  
Scheinberg & Associates, PC

(57) **CLAIM**

We claim the ornamental design for a case for a mobile communications device, as shown and described.

**DESCRIPTION**

FIG. 1 is a front, left-side and top perspective view of a case for a mobile communications device according to the present design.

FIG. 2 is a back, right-side, and bottom perspective view thereof.

FIG. 3 is a back elevational view thereof.

FIG. 4 is a front elevational view thereof.

FIG. 5 is a left-side elevational view thereof.

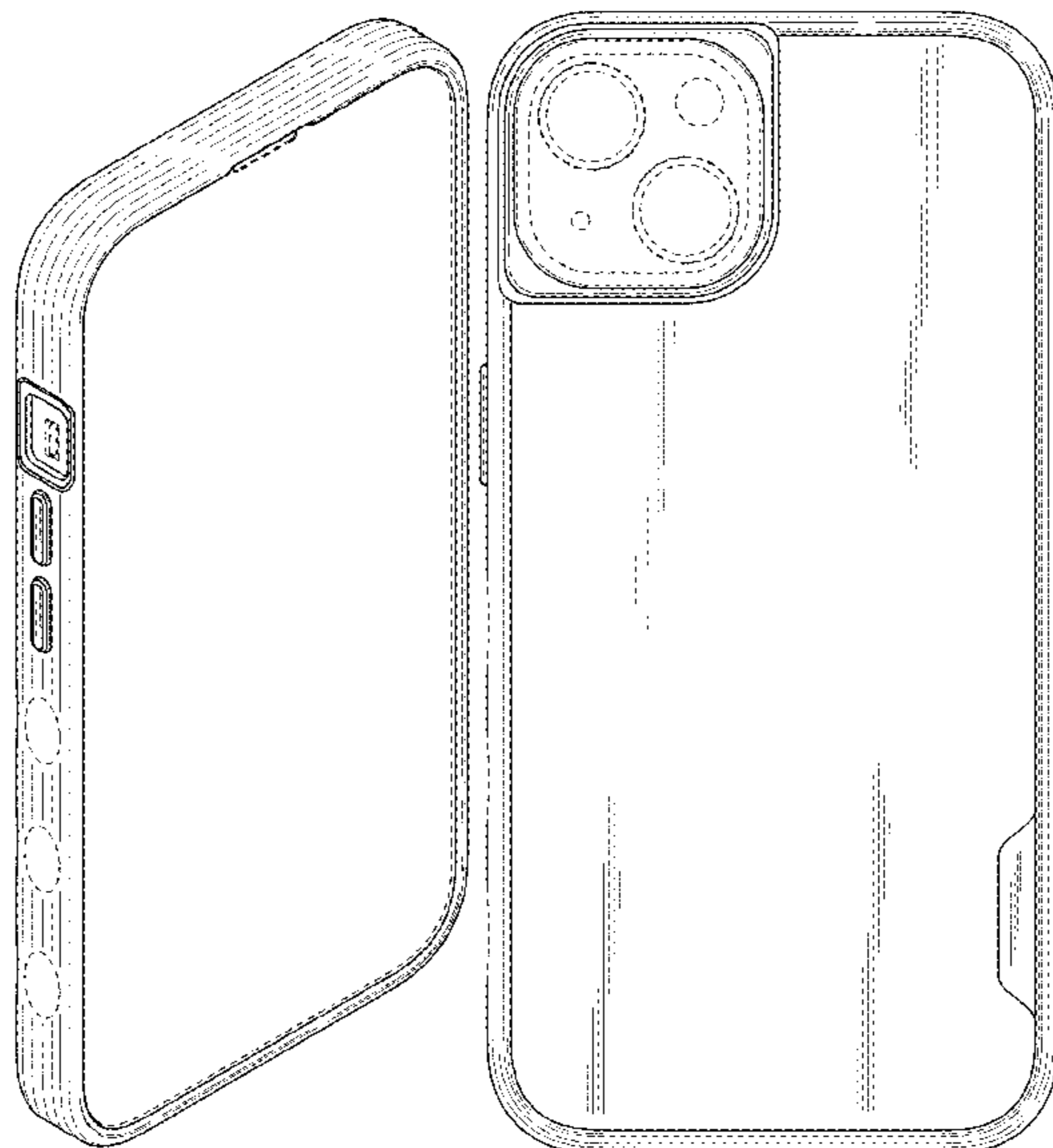
FIG. 6 is a right-side elevational view thereof.

FIG. 7 is a top plan view thereof; and,

FIG. 8 is a bottom plan view thereof.

The broken lines depicting portions of a mobile communications device represent environmental subject matter that forms no part of the claimed design. The broken line features on the side surfaces of the article represent portions of the case for a mobile communications device that form no part of the claimed design.

**1 Claim, 3 Drawing Sheets**



(56)

**References Cited**

U.S. PATENT DOCUMENTS

2015/0355684 A1\* 12/2015 Nakamura ..... G06F 1/1671  
361/679.3  
2019/0014319 A1\* 1/2019 Jannard ..... H04N 19/13  
2021/0028809 A1\* 1/2021 Altschul ..... H04B 1/3888

\* cited by examiner

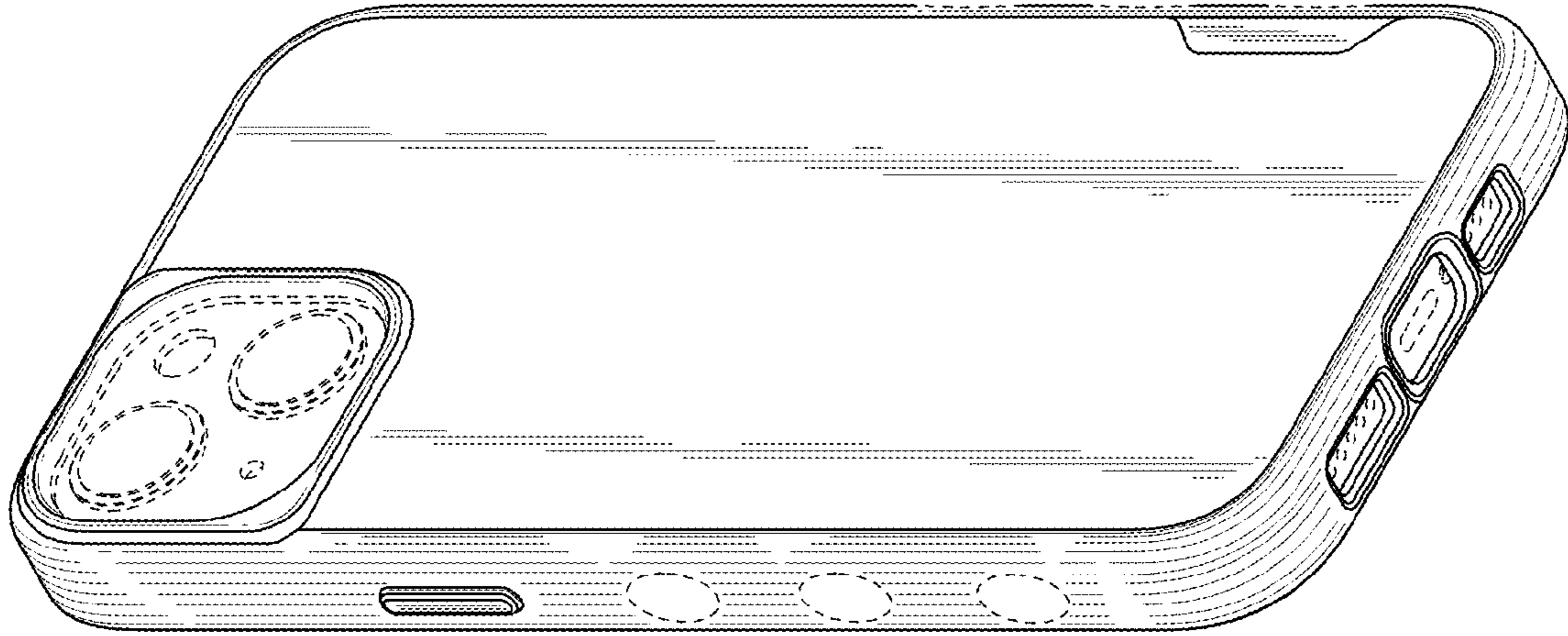


FIG. 2




FIG. 1




FIG. 4

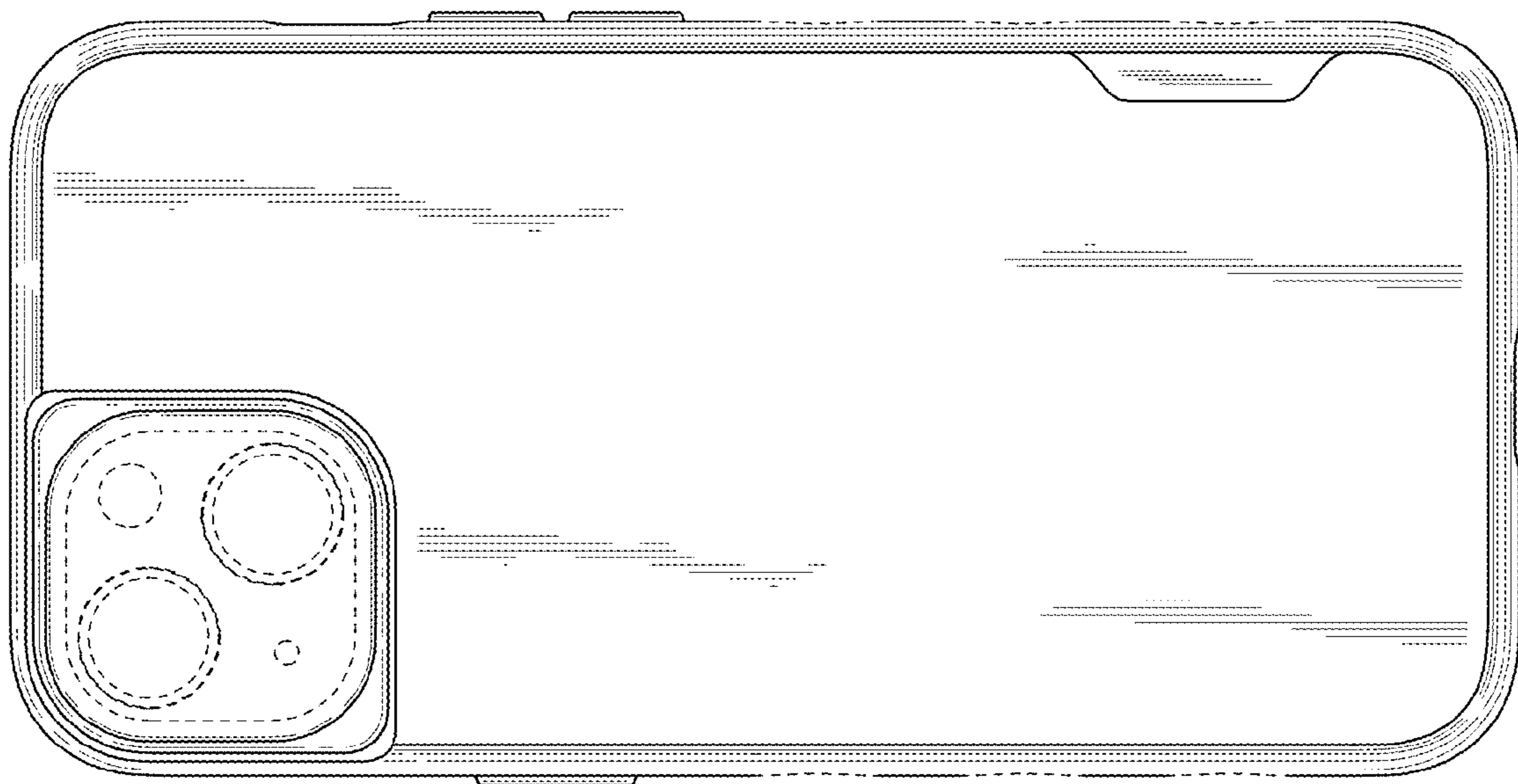


FIG. 3




FIG. 7

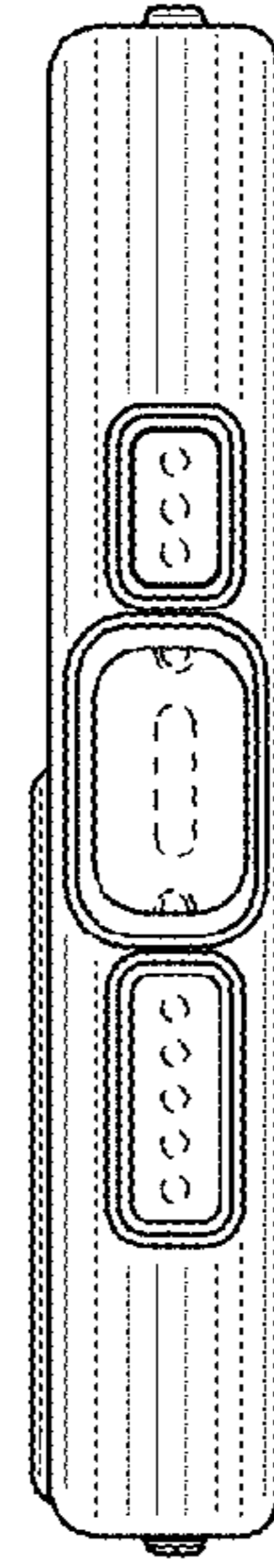


FIG. 8

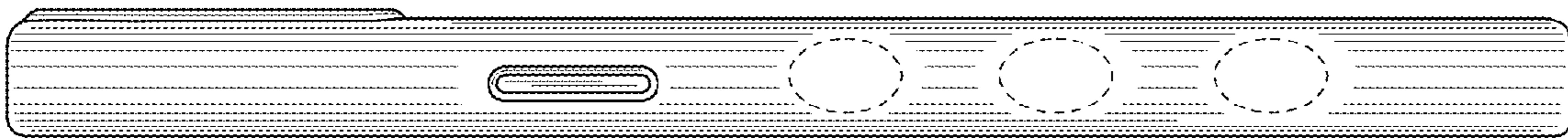


FIG. 6

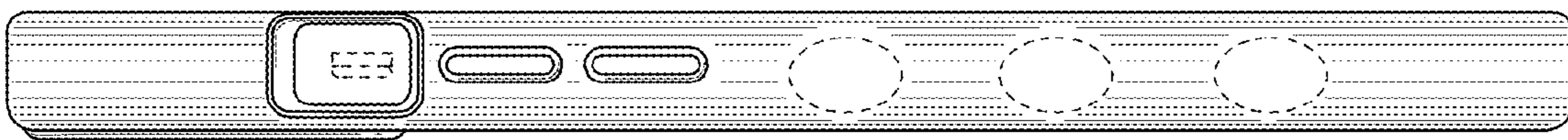


FIG. 5