



US00D989703S

(12) **United States Design Patent** (10) **Patent No.:** **US D989,703 S**  
**Fontaine et al.** (45) **Date of Patent:** **\*\* Jun. 20, 2023**

(54) **TIRE SIDEWALL**  
(71) Applicant: **The Goodyear Tire & Rubber Company, Akron, OH (US)**  
(72) Inventors: **Sebastien Willy Fontaine, Vichten (LU); Armand Rene Gabriel Leconte, Insenborn (LU); Christophe Balducci, Brehain la ville (FR)**  
(73) Assignee: **The Goodyear Tire & Rubber Company, Akron, OH (US)**

D608,273 S 1/2010 Scheifele et al. .... D12/605  
D608,275 S \* 1/2010 Maxwell ..... D12/605  
D610,979 S 3/2010 Maxwell et al. .... D12/605  
D610,981 S 3/2010 Shondel ..... D12/605  
D611,403 S \* 3/2010 Kuwano ..... D12/605  
D614,123 S 4/2010 Harvey ..... D12/605  
D628,959 S 12/2010 Harvey ..... D12/605  
D638,783 S \* 5/2011 Endou ..... D12/605  
D638,784 S 5/2011 Scheifele ..... D12/605  
D640,187 S 6/2011 Fontaine et al. .... D12/605  
D656,090 S 3/2012 Sato ..... D12/605

(Continued)

(\*\*) Term: **15 Years**

(21) Appl. No.: **29/807,676**

(22) Filed: **Sep. 14, 2021**

(51) **LOC (14) Cl.** ..... **12-15**

(52) **U.S. Cl.**  
USPC ..... **D12/605**

(58) **Field of Classification Search**  
USPC ..... D12/604, 605  
CPC ..... B60C 13/00; B60C 1/00  
See application file for complete search history.

(56) **References Cited**

**U.S. PATENT DOCUMENTS**

D385,834 S \* 11/1997 Ratliff, Jr. .... D12/605  
D503,146 S 3/2005 Maxwell et al. .... D12/605  
D540,740 S 4/2007 Maxwell et al. .... D12/605  
D542,219 S 5/2007 Shondel et al. .... D12/605  
D552,535 S 10/2007 Smith ..... D12/605  
D569,792 S \* 5/2008 Holden ..... D12/605  
D581,352 S 11/2008 Harvey ..... D12/605  
D581,353 S 11/2008 Harvey ..... D12/605  
D581,354 S 11/2008 Harvey ..... D12/605  
D583,313 S 12/2008 Harvey ..... D12/605  
D588,529 S \* 3/2009 Reese ..... D12/605  
D588,532 S \* 3/2009 Shondel ..... D12/605  
D602,427 S 10/2009 Takahashi ..... D12/605  
D606,933 S 12/2009 Palma et al. .... D12/605

**OTHER PUBLICATIONS**

U.S. Appl. No. 29/716,663, filed Dec. 11, 2019, Maxwell.

(Continued)

*Primary Examiner* — Michelle E. Wilson

*Assistant Examiner* — Clese Moore, Jr.

(74) *Attorney, Agent, or Firm* — June E. Rickey; Robert N. Lipsik

(57) **CLAIM**

The ornamental Design for a tire sidewall, as shown and described.

**DESCRIPTION**

FIG. 1 is a perspective view of a tire sidewall showing our new design;

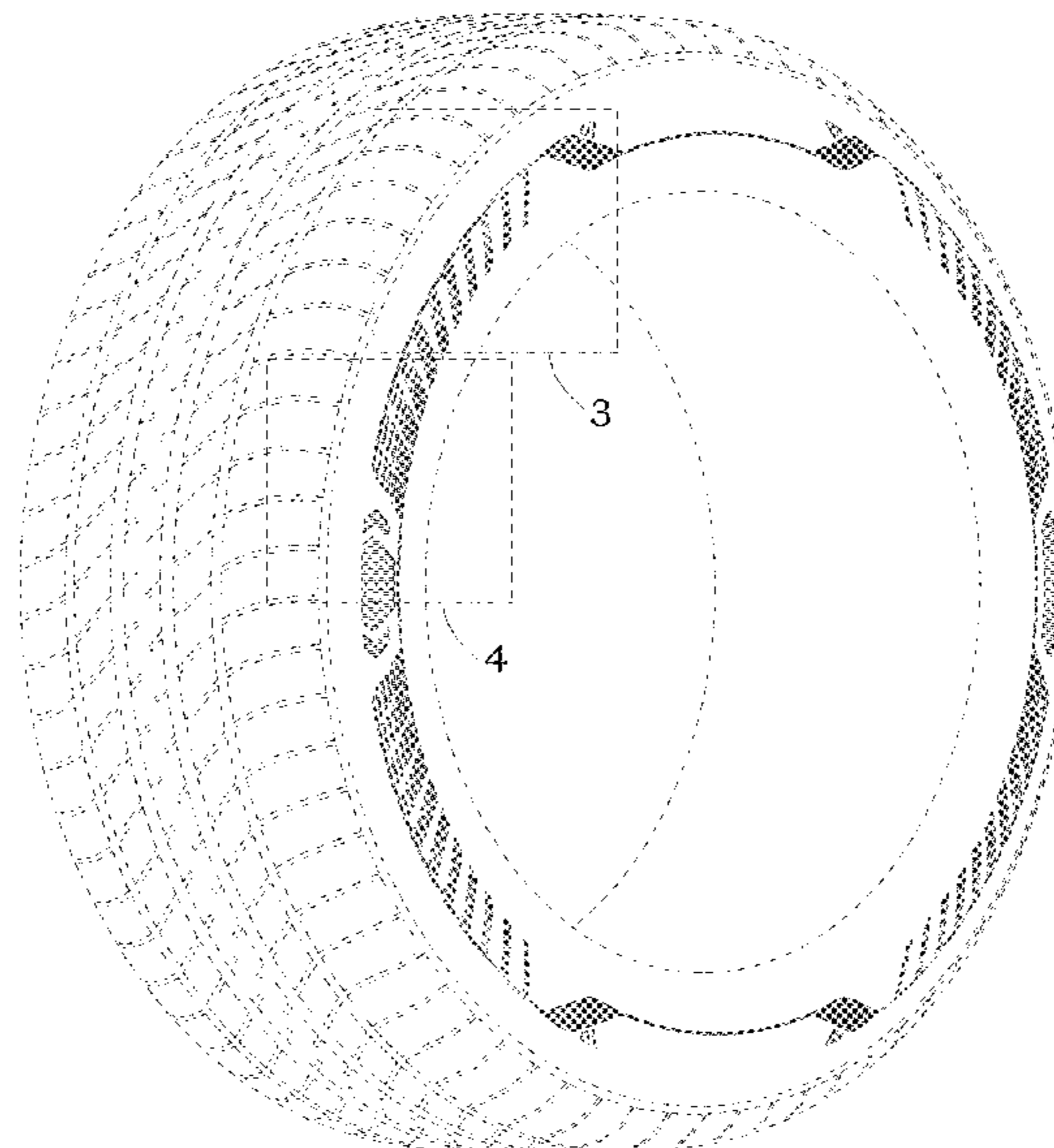
FIG. 2 is a front elevational view thereof;

FIG. 3 is a first enlarged fragmentary perspective view taken from FIG. 1 thereof; and,

FIG. 4 is a second enlarged fragmentary perspective view taken from FIG. 1 thereof.

In the drawings, the broken lines showing of the tire tread, inner bead and the peripheral boundary between the tire tread and the sidewall in FIGS. 1 and 4 depict environmental subject matter and form no part of the claimed design.

**1 Claim, 3 Drawing Sheets**



(56)

References Cited

U.S. PATENT DOCUMENTS

D667,369 S 9/2012 Fontaine et al. .... D12/605  
 D671,066 S 11/2012 Morito et al. .... D12/605  
 D684,111 S 6/2013 Vandaele ..... D12/605  
 D695,211 S \* 12/2013 Yasunaga ..... D12/605  
 D699,665 S 2/2014 Maxwell et al. .... D12/605  
 D701,826 S \* 4/2014 Morito ..... D12/605  
 D710,297 S \* 8/2014 Itoi ..... D12/605  
 D750,555 S 3/2016 Iwabuchi ..... D12/605  
 D768,067 S 10/2016 Kuwano ..... D12/605  
 D769,182 S 10/2016 Iwabuchi ..... D12/605  
 D769,806 S 10/2016 Yasunaga ..... D12/605  
 D769,807 S 10/2016 Ishikawa ..... D12/605  
 D773,987 S 12/2016 Ishikawa ..... D12/605  
 D791,694 S 7/2017 Sato ..... D12/605  
 D792,338 S 7/2017 Itoi ..... D12/605  
 D800,646 S 10/2017 Sato et al. .... D12/605  
 D800,647 S 10/2017 Morito ..... D12/605  
 D801,263 S \* 10/2017 Sato ..... D12/605  
 D802,526 S 11/2017 Ishikawa ..... D12/605  
 D813,799 S 3/2018 Maxwell et al. .... D12/605  
 D822,590 S 7/2018 Maxwell et al. .... D12/605  
 D823,785 S 7/2018 Noel et al. .... D12/605  
 D829,643 S \* 10/2018 Mita ..... D12/605  
 D829,644 S 10/2018 Morita ..... D12/605  
 D829,645 S \* 10/2018 Morita ..... D12/605  
 D830,292 S 10/2018 Baggetta et al. .... D12/605  
 D847,737 S \* 5/2019 Yasunaga ..... D12/605

D848,357 S \* 5/2019 Taniguchi ..... D12/605  
 D848,359 S \* 5/2019 Furusawa ..... D12/605  
 D853,950 S \* 7/2019 Kubota ..... D12/605  
 D856,915 S 8/2019 Nagase ..... D12/605  
 D860,930 S \* 9/2019 Ishii ..... D12/605  
 D865,657 S \* 11/2019 Miyazaki ..... D12/605  
 D876,333 S \* 2/2020 Fontaine ..... D12/605  
 D876,334 S 2/2020 Fontaine et al. .... D12/605  
 D876,335 S 2/2020 Fontaine et al. .... D12/605  
 D880,415 S \* 4/2020 Kamada ..... D12/605  
 D886,731 S 6/2020 Fontaine et al. .... D12/605  
 D893,406 S 8/2020 Fontaine et al. .... D12/605  
 D894,113 S 8/2020 Fontaine et al. .... D12/605  
 D896,165 S \* 9/2020 Yamaoka ..... D12/605  
 D897,274 S 9/2020 Fontaine et al. .... D12/605  
 D897,275 S 9/2020 Fontaine et al. .... D12/605  
 D909,953 S 2/2021 Schoeppner ..... D12/605  
 D921,571 S 6/2021 Geelen et al. .... D12/605  
 D923,558 S 6/2021 Pulte, Jr. .... D12/605  
 D924,125 S \* 7/2021 Nakamura ..... D12/605  
 D924,126 S \* 7/2021 Nakamura ..... D12/605  
 D924,788 S \* 7/2021 Kuwahara ..... D12/605  
 D928,697 S \* 8/2021 Kuwahara ..... D12/605

OTHER PUBLICATIONS

U.S. Appl. No. 29/752,524, filed Sep. 28, 2020, Fontaine.  
 U.S. Appl. No. 29/762,164, filed Dec. 15, 2020, Fontaine.  
 U.S. Appl. No. 29/768,203, filed Jan. 28, 2021, Fontaine.

\* cited by examiner



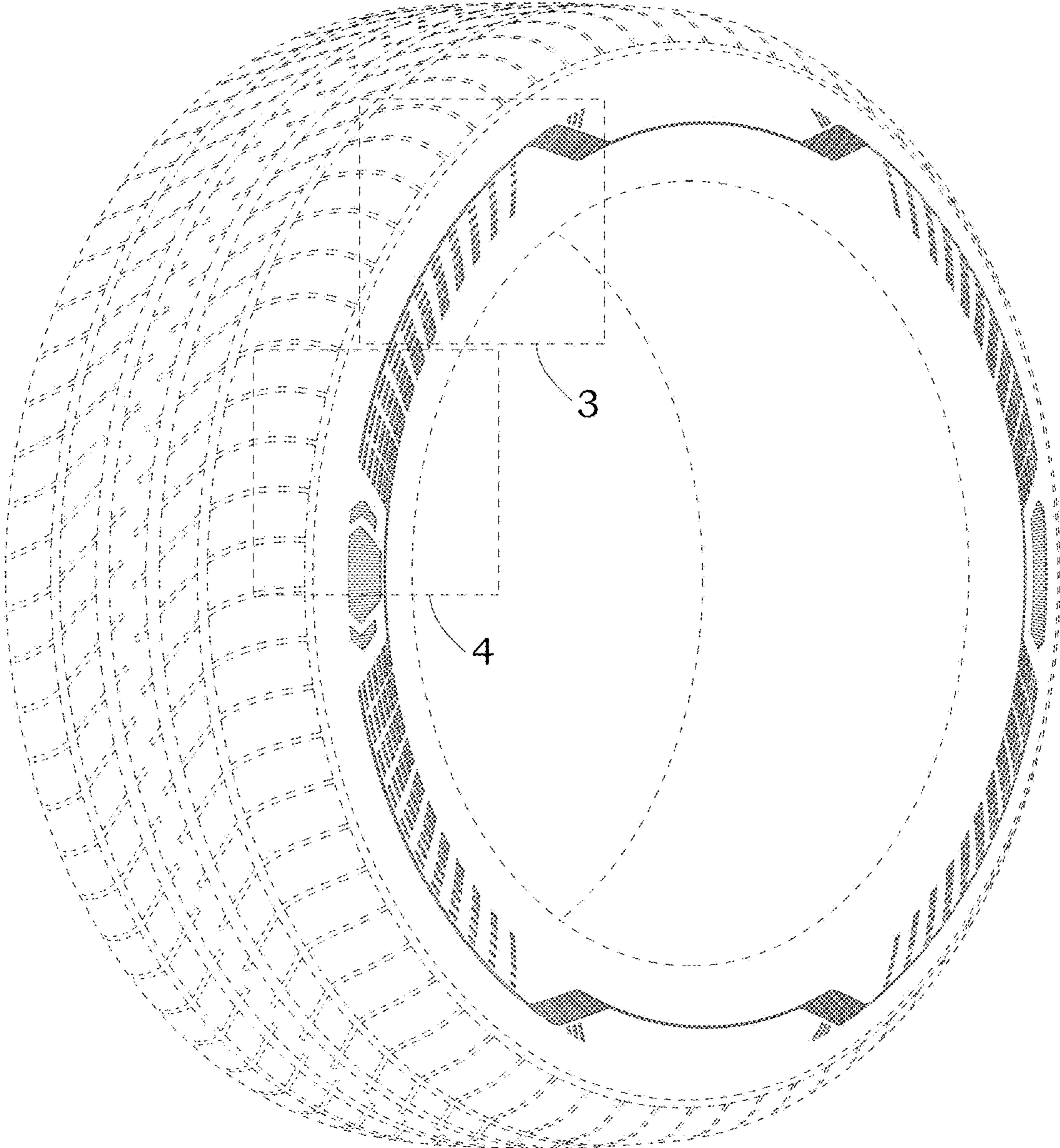


FIG - 1

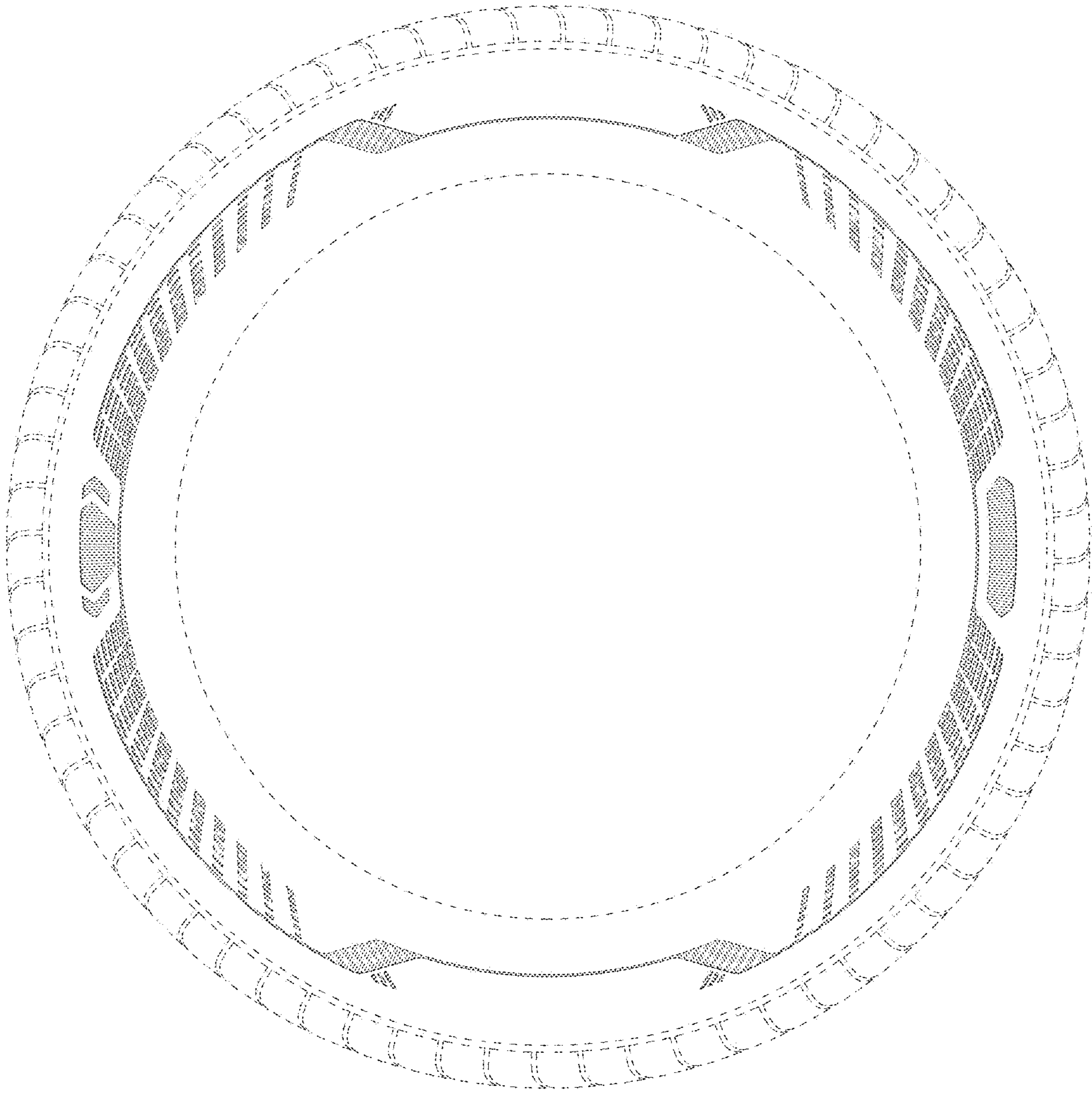


FIG - 2

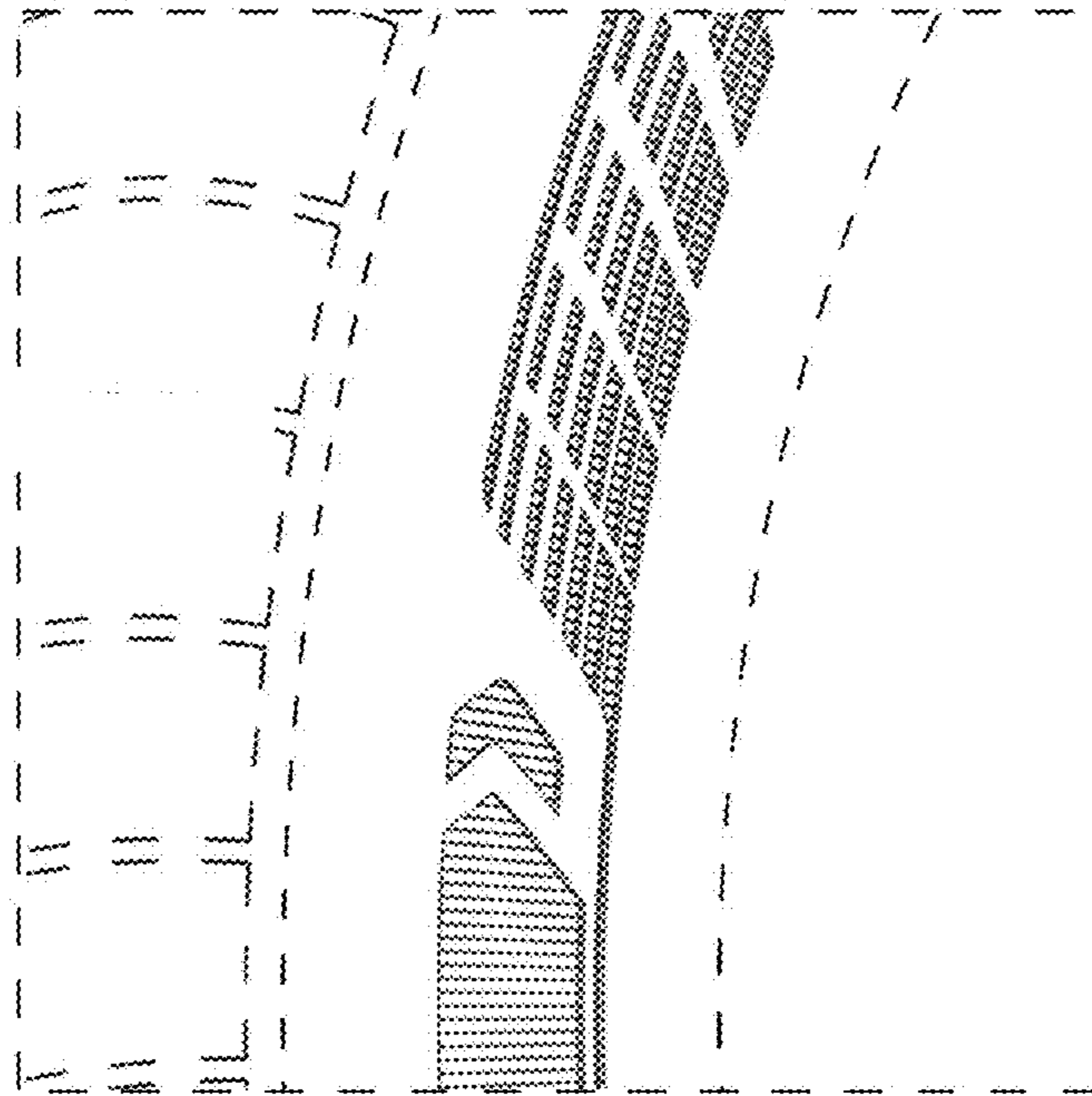


FIG - 3

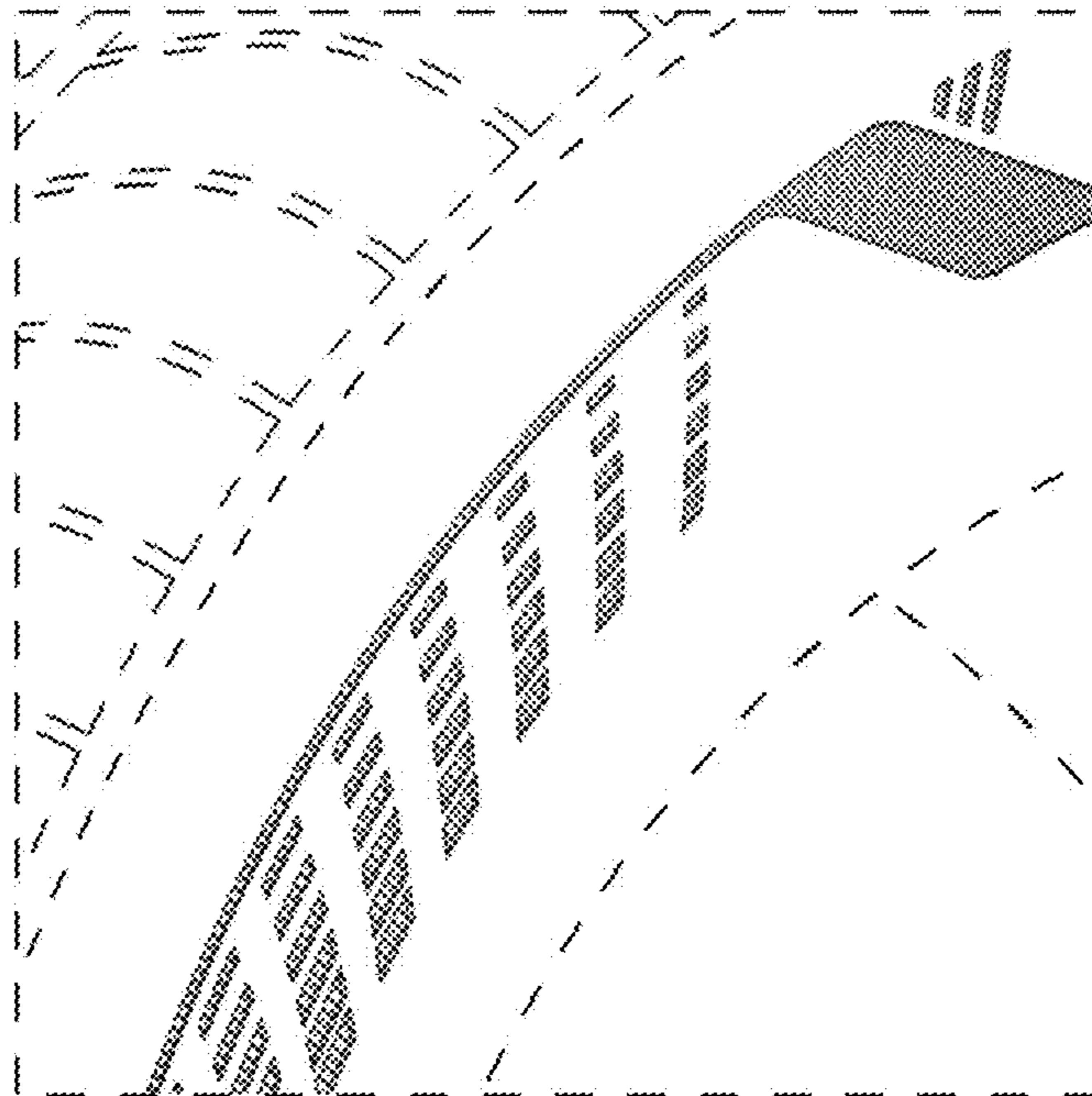


FIG - 4