



US00D989702S

(12) **United States Design Patent**
Gnali

(10) **Patent No.:** **US D989,702 S**
(45) **Date of Patent:** **** Jun. 20, 2023**

- (54) **INNER INSERT FOR PNEUMATIC TYRE**
- (71) Applicant: **GNALI ETTORE DI GNALI AMELIO S.R.L., Brescia (IT)**
- (72) Inventor: **Oscar Ettore Gnali, Brescia (IT)**
- (73) Assignee: **GNALI ETTORE DI GNALI AMELIO S.R.L., Brescia (IT)**
- (**) Term: **15 Years**
- (21) Appl. No.: **35/513,975**
- (22) Filed: **Mar. 25, 2022**
- (80) **Hague Agreement Data**
 Int. Filing Date: **Mar. 25, 2022**
 Int. Reg. No.: **DM/219834**
 Int. Reg. Date: **Mar. 25, 2022**
 Int. Reg. Pub. Date: **Apr. 8, 2022**
- (51) **LOC (14) Cl.** **12-15**
- (52) **U.S. Cl.**
USPC **D12/604**
- (58) **Field of Classification Search**
USPC D12/604, 500, 501, 506, 534, 569, 177
CPC B60C 1/0016; B60C 1/0008; B60C 5/04;
B60C 5/20; B60C 19/127
See application file for complete search history.

- (56) **References Cited**
U.S. PATENT DOCUMENTS
 926,695 A * 6/1909 Frost B29C 73/305
425/14
 1,292,519 A * 1/1919 Rosenberg et al. B60C 27/00
295/12
 1,464,085 A * 8/1923 Motoki B60C 5/10
152/338.1
 1,646,953 A * 10/1927 Donovan B60C 29/04
156/219

- 1,689,907 A * 10/1928 Allen B29D 30/0685
152/507
- 1,711,404 A * 4/1929 Boyko B60C 7/18
152/298
- 2,189,692 A * 2/1940 Van Buren B60C 5/24
152/338.1
- 2,233,004 A * 2/1941 Fisher B60C 5/20
152/512
- 2,269,003 A * 1/1942 Bonsiakos B60C 5/24
137/851
- 2,367,820 A * 1/1945 Brink B60C 15/028
152/400
- 2,404,578 A * 7/1946 Liska B60C 5/20
152/342.1
- 2,685,905 A * 8/1954 Chandley B60C 5/20
152/342.1
- 3,608,603 A * 9/1971 Pfeiffer B29C 66/1162
152/511
- D250,641 S * 12/1978 Ferguson D12/500
- D257,031 S * 9/1980 Maynard, Jr. D12/604
- 4,275,782 A * 6/1981 McFarlane B60C 7/10
152/320
- 4,324,279 A * 4/1982 McFarlane B60C 7/10
152/320
- D430,086 S * 8/2000 Huang D12/177

(Continued)

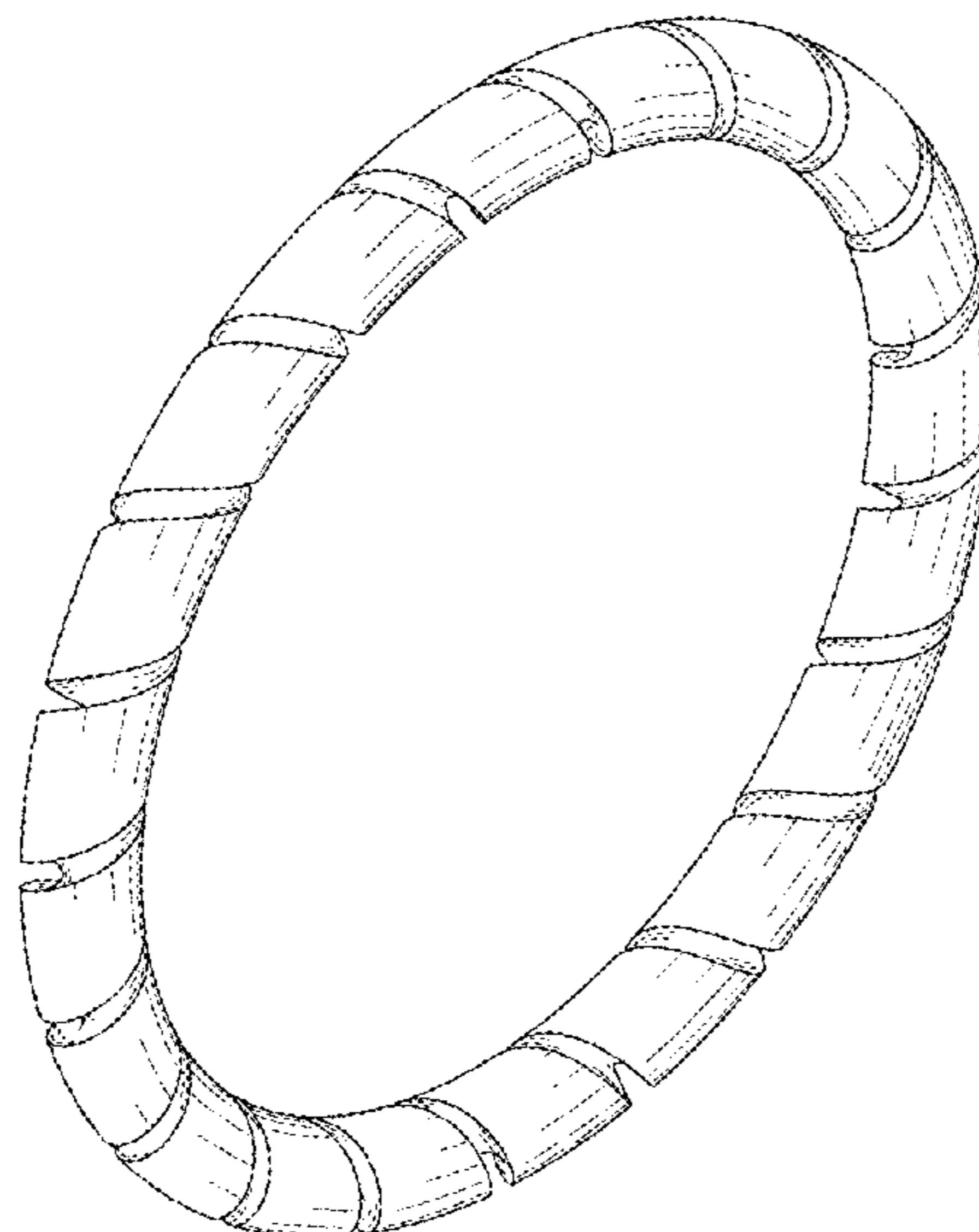
Primary Examiner — Michelle E. Wilson
Assistant Examiner — Clese Moore, Jr.
(74) *Attorney, Agent, or Firm* — Ferguson Case Orr Paterson

(57) **CLAIM**
The ornamental design for an inner insert for pneumatic tyre, as shown and described.

DESCRIPTION

1. Inner insert for pneumatic tyre
1.6 : Cross sectional
Fig. **1.1**. is a perspective view of the design; fig. **1.2** is a left view thereof; fig. **1.3** is a right view thereof; fig. **1.4** is a front view thereof; fig. **1.5** is a rear view thereof; fig. **1.6** is a cross-sectional view taken along line **6-6** of fig. **1.3**.

1 Claim, 6 Drawing Sheets



(56)

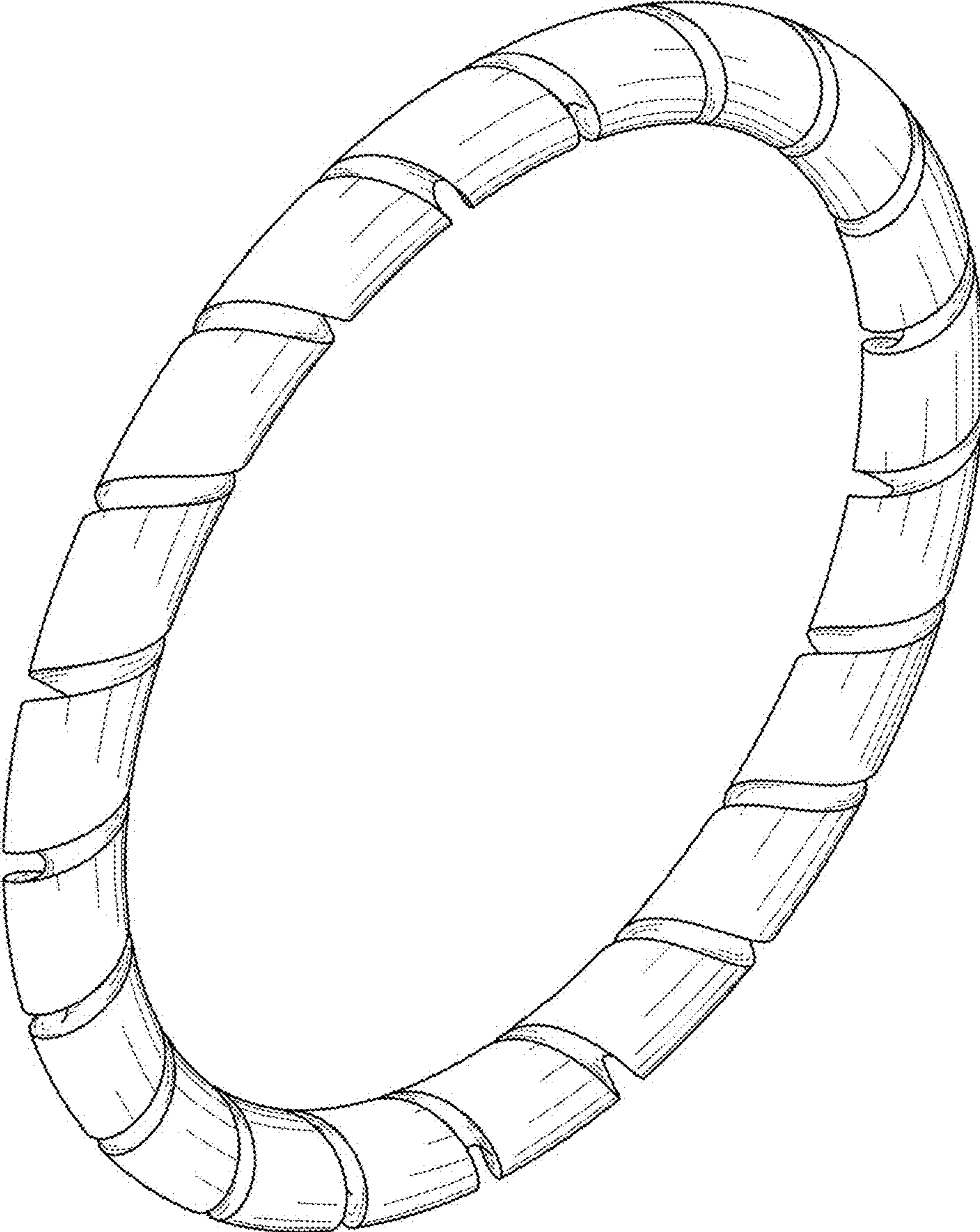
References Cited

U.S. PATENT DOCUMENTS

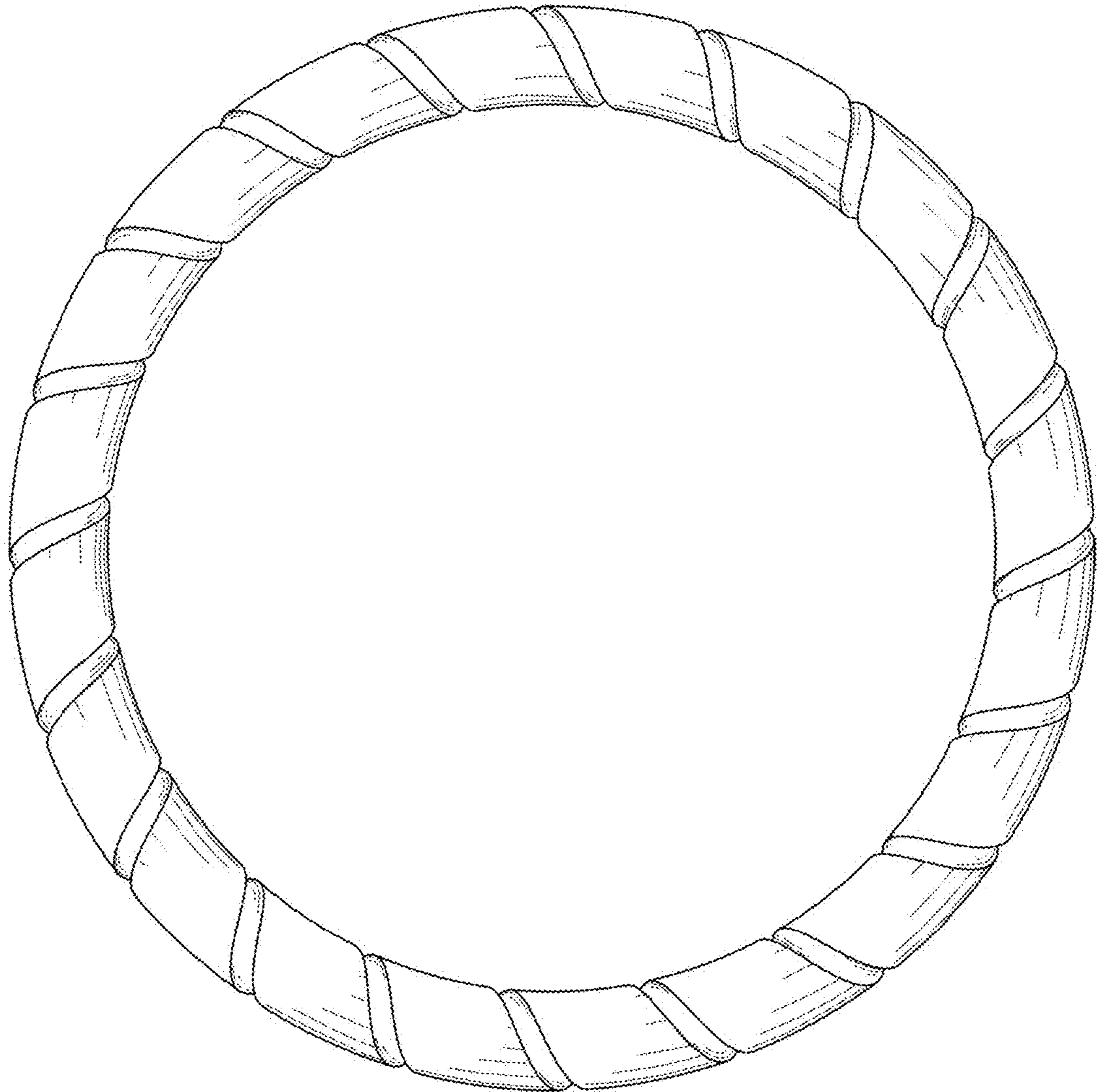
D441,699	S *	5/2001	Lin	D12/177
D486,105	S *	2/2004	Proudfit	D12/177
D618,159	S *	6/2010	Larregain	D12/503
D734,715	S *	7/2015	Kannengieser	B62D 43/005
					D12/604
D744,392	S *	12/2015	Pittman	D12/177
D760,157	S *	6/2016	Taylor	D12/604
9,895,932	B2 *	2/2018	Lu	B60C 5/10
D840,330	S *	2/2019	Nguyen	D12/604
D912,609	S *	3/2021	Lynn	D12/569
2006/0210728	A1 *	9/2006	Moody	G09F 19/00
					428/10
2007/0125470	A1 *	6/2007	VanCleave	B60C 5/10
					152/511
2008/0060735	A1 *	3/2008	Taylor	B60C 5/10
					152/511
2008/0223497	A1 *	9/2008	Balzowski	B60C 5/10
					152/454
2013/0213544	A1 *	8/2013	Quesada	B60C 5/10
					152/450
2016/0193875	A1 *	7/2016	Lu	B60C 5/04
					152/511

* cited by examiner

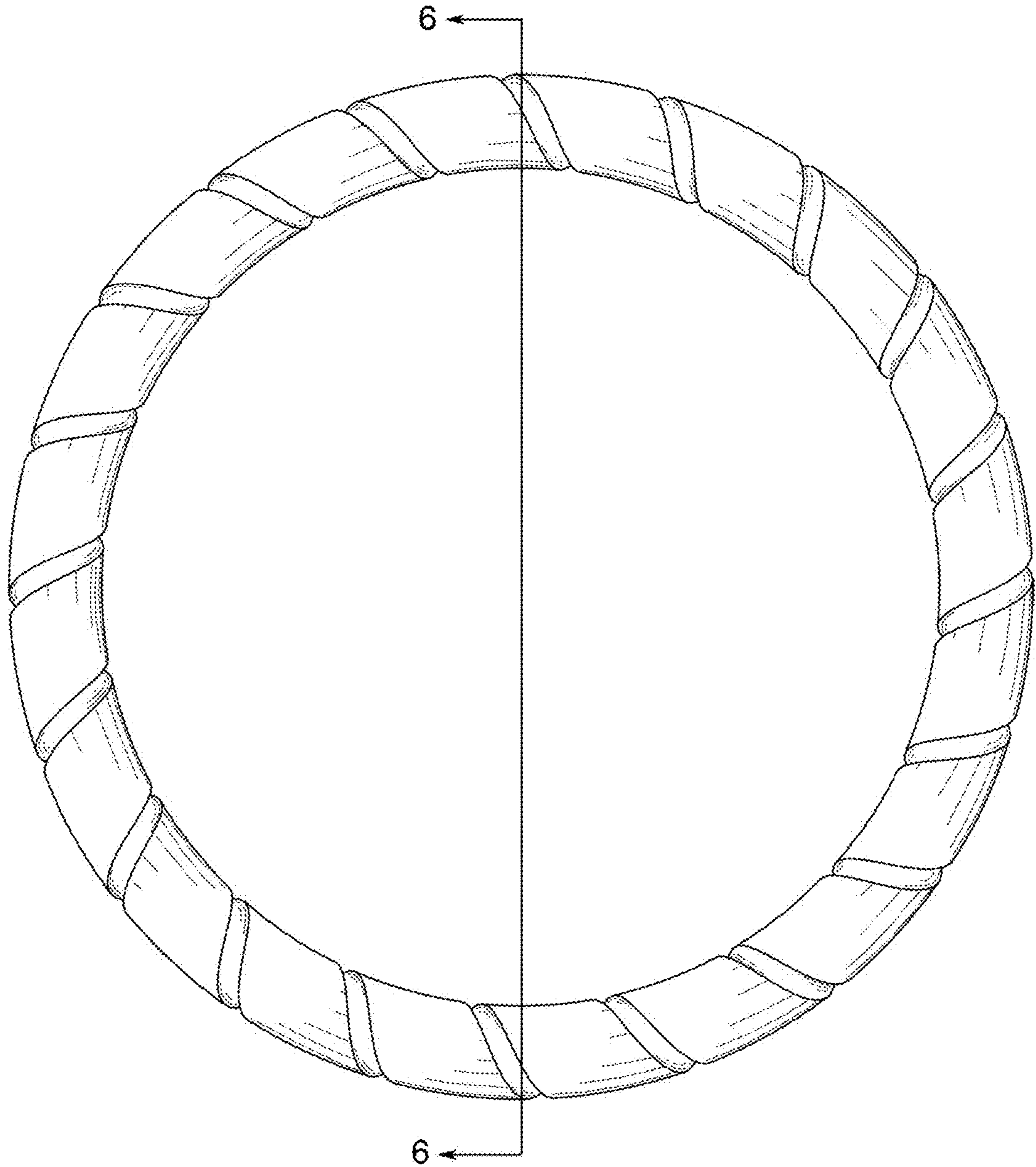
1.1



1.2



1.3



1.4



1.5



1.6

