



US00D989701S

(12) **United States Design Patent**
Gnali

(10) **Patent No.:** **US D989,701 S**
(45) **Date of Patent:** **** Jun. 20, 2023**

- (54) **INNER INSERT FOR PNEUMATIC TYRE**
- (71) Applicant: **GNALI ETTORE DI GNALI AMELIO S.R.L.**, Brescia (IT)
- (72) Inventor: **Oscar Ettore Gnali**, Brescia (IT)
- (73) Assignee: **GNALI ETTORE DI GNALI AMELIO S.R.L.**, Lumezzane (IT)
- (**) Term: **15 Years**
- (21) Appl. No.: **35/513,974**
- (22) Filed: **Mar. 25, 2022**
- (80) **Hague Agreement Data**
 Int. Filing Date: **Mar. 25, 2022**
 Int. Reg. No.: **DM/219835**
 Int. Reg. Date: **Mar. 25, 2022**
 Int. Reg. Pub. Date: **Apr. 8, 2022**
- (51) **LOC (14) Cl.** **12-15**
- (52) **U.S. Cl.**
USPC **D12/604**
- (58) **Field of Classification Search**
USPC D12/604, 500, 501, 506, 534, 569
CPC B60C 1/0016; B60C 1/0008; B60C 5/04;
B60C 5/20; B60C 19/127
See application file for complete search history.

- (56) **References Cited**
 U.S. PATENT DOCUMENTS
 1,292,519 A * 1/1919 Rosenberg et al. B60C 27/00
 295/12
 1,464,085 A * 8/1923 Motoki B60C 5/10
 152/338.1
 1,646,953 A * 10/1927 Donovan B60C 29/04
 156/219
 1,689,907 A * 10/1928 Allen B29D 30/0685
 152/507

- 1,711,404 A * 4/1929 Boyko B60C 7/18
152/298
- 2,189,692 A * 2/1940 Van Buren B60C 5/24
152/338.1
- 2,233,004 A * 2/1941 Fisher B60C 5/20
152/512
- 2,269,003 A * 1/1942 Bonsiakos B60C 5/24
137/851
- 2,367,820 A * 1/1945 Brink B60C 15/028
152/400
- 2,404,578 A * 7/1946 Liska B60C 5/20
152/342.1
- 2,685,905 A * 8/1954 Chandley B60C 5/20
152/342.1
- 3,608,603 A * 9/1971 Pfeiffer B29C 66/1162
152/511
- D250,641 S * 12/1978 Ferguson D12/500
- D257,031 S * 9/1980 Maynard, Jr. D12/604
- 4,275,782 A * 6/1981 McFarlane B60C 7/10
152/320
- 4,324,279 A * 4/1982 McFarlane B60C 7/10
152/320

(Continued)

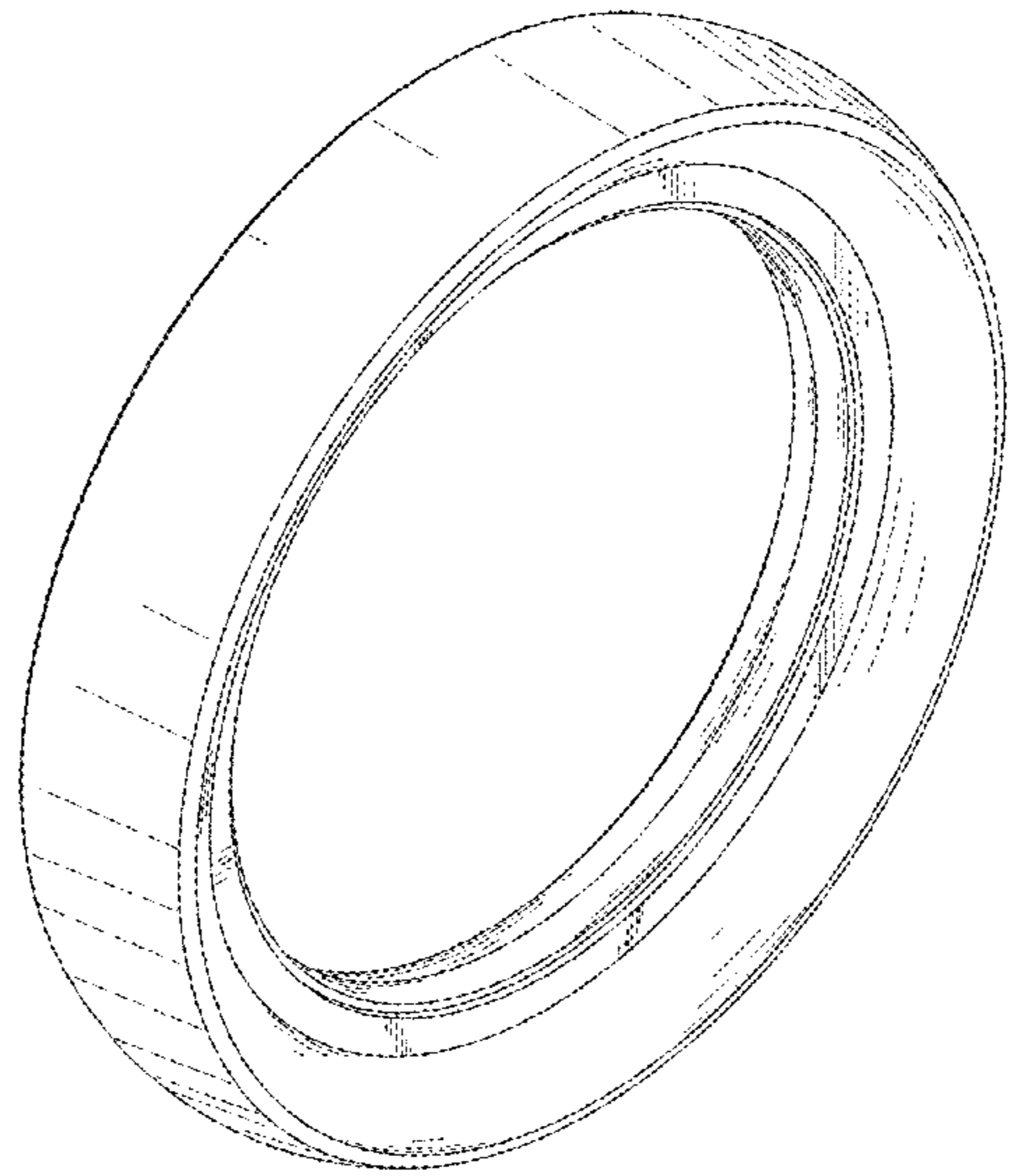
Primary Examiner — Michelle E. Wilson
Assistant Examiner — Clese Moore, Jr.
(74) *Attorney, Agent, or Firm* — Ferguson Case Orr Paterson

(57) **CLAIM**
The ornamental design for an inner insert for pneumatic tyre, as shown and described.

DESCRIPTION

1. Inner insert for pneumatic tyre
1.6 : Cross sectional
Fig. **1.1**. is a perspective view of the design;
Fig. **1.2** is a left view thereof;
Fig. **1.3** is a right view thereof;
Fig. **1.4** is a front view thereof;
Fig. **1.5** is a rear view thereof;
Fig. **1.6** is a cross-sectional view taken along line **6-6** of fig. **1.3**.

1 Claim, 6 Drawing Sheets



(56)

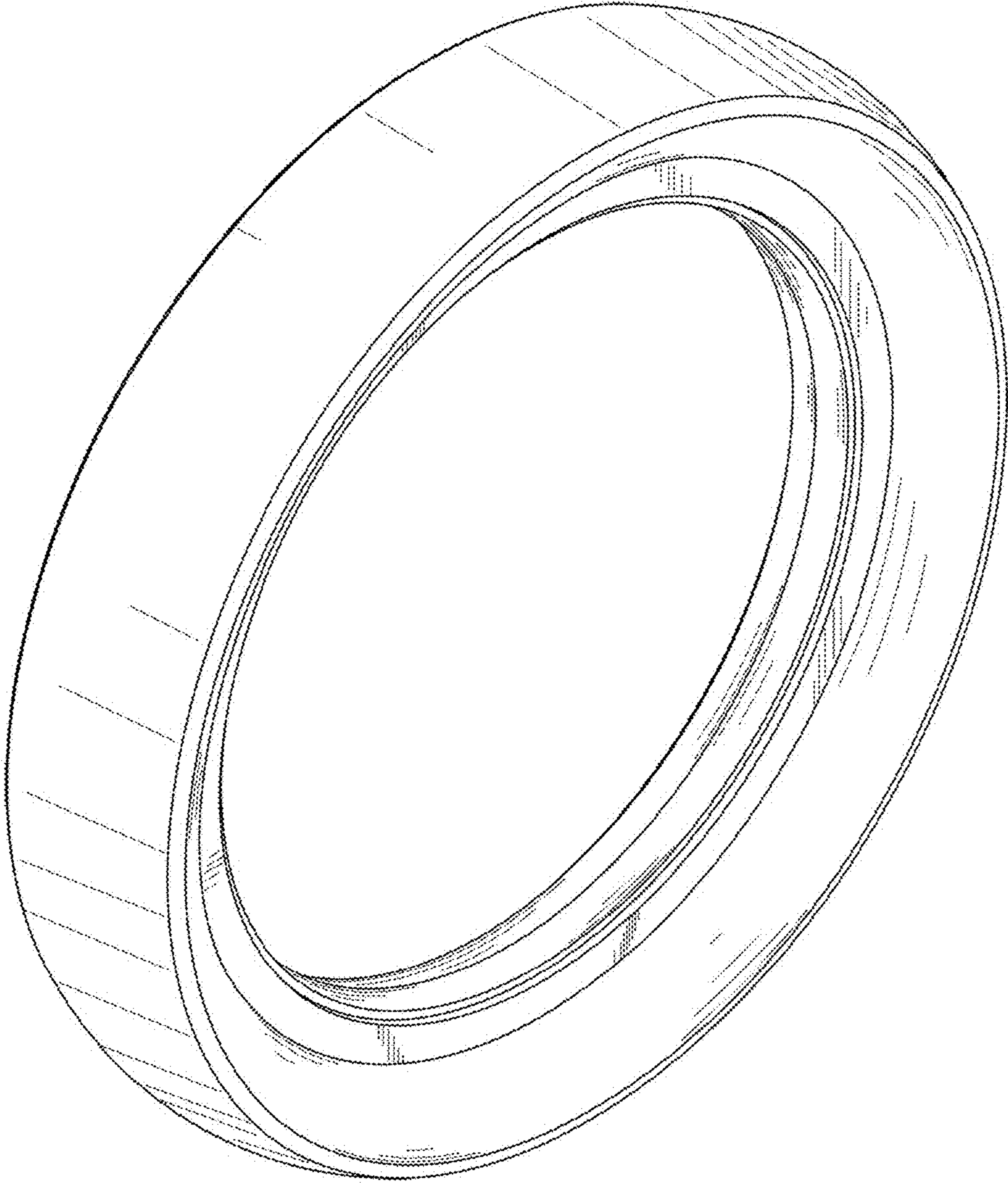
References Cited

U.S. PATENT DOCUMENTS

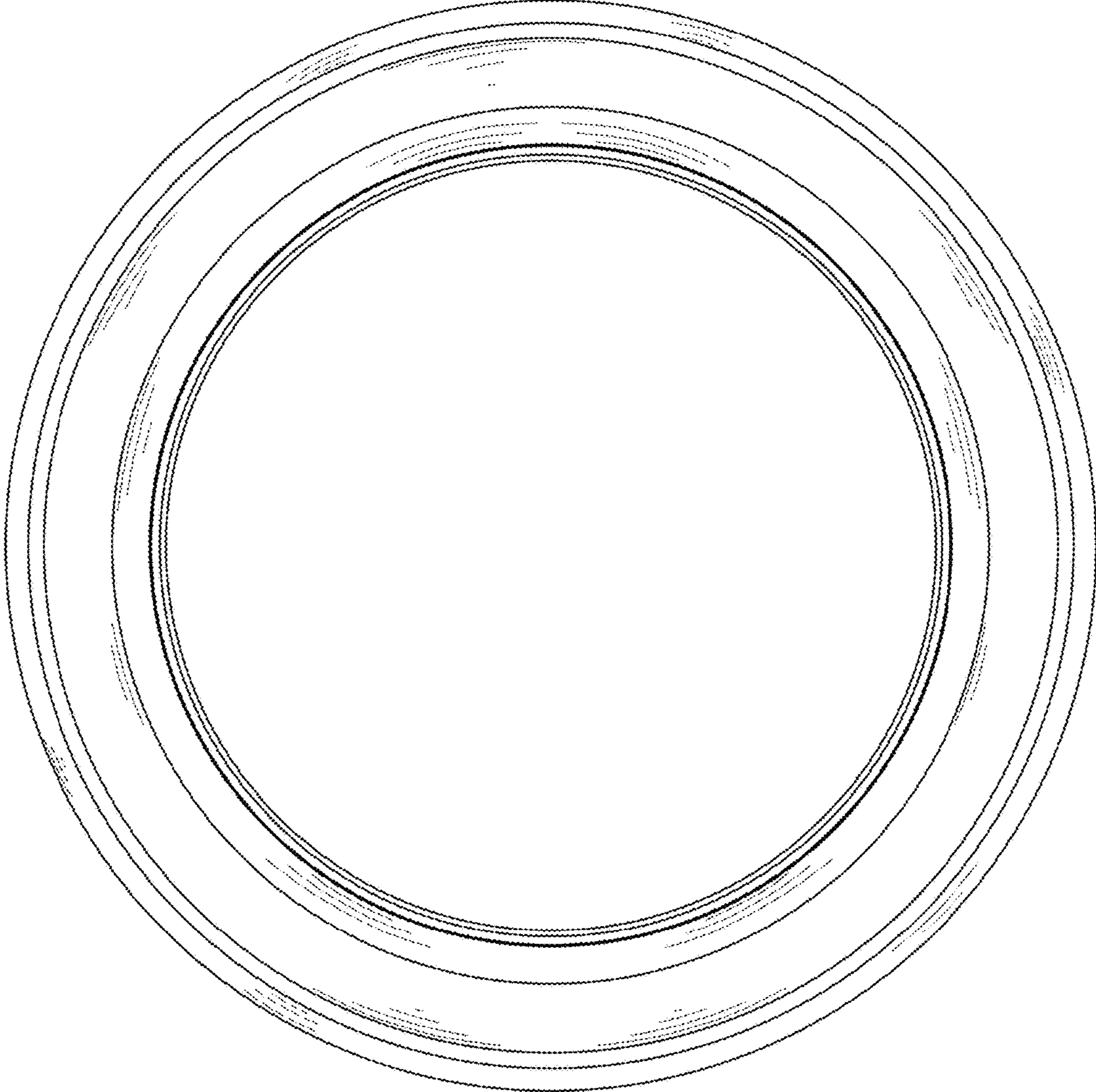
5,246,050 A * 9/1993 Stacker B60C 17/01
 152/518
 D583,300 S * 12/2008 Rancati D12/501
 D598,988 S * 8/2009 Jaccoby D23/269
 D618,159 S * 6/2010 Larregain D12/503
 D734,715 S * 7/2015 Kannengieser B62D 43/005
 D12/604
 D760,157 S * 6/2016 Taylor D12/604
 D775,293 S * 12/2016 Miller D21/803
 9,895,932 B2 * 2/2018 Lu B60C 5/10
 D840,330 S * 2/2019 Nguyen D12/604
 10,228,067 B2 * 3/2019 Miller F16K 15/207
 D882,492 S * 4/2020 Tomasson D12/506
 D912,609 S * 3/2021 Lynn D12/569
 2007/0125470 A1 * 6/2007 VanCleave B60C 5/10
 152/511
 2008/0060735 A1 * 3/2008 Taylor B60C 5/10
 152/511
 2008/0223497 A1 * 9/2008 Balzowski B60C 5/10
 152/454
 2013/0213544 A1 * 8/2013 Quesada B60C 5/10
 152/450
 2016/0193875 A1 * 7/2016 Lu B60C 5/04
 152/511
 2020/0156420 A1 * 5/2020 Zemla B60C 5/08

* cited by examiner

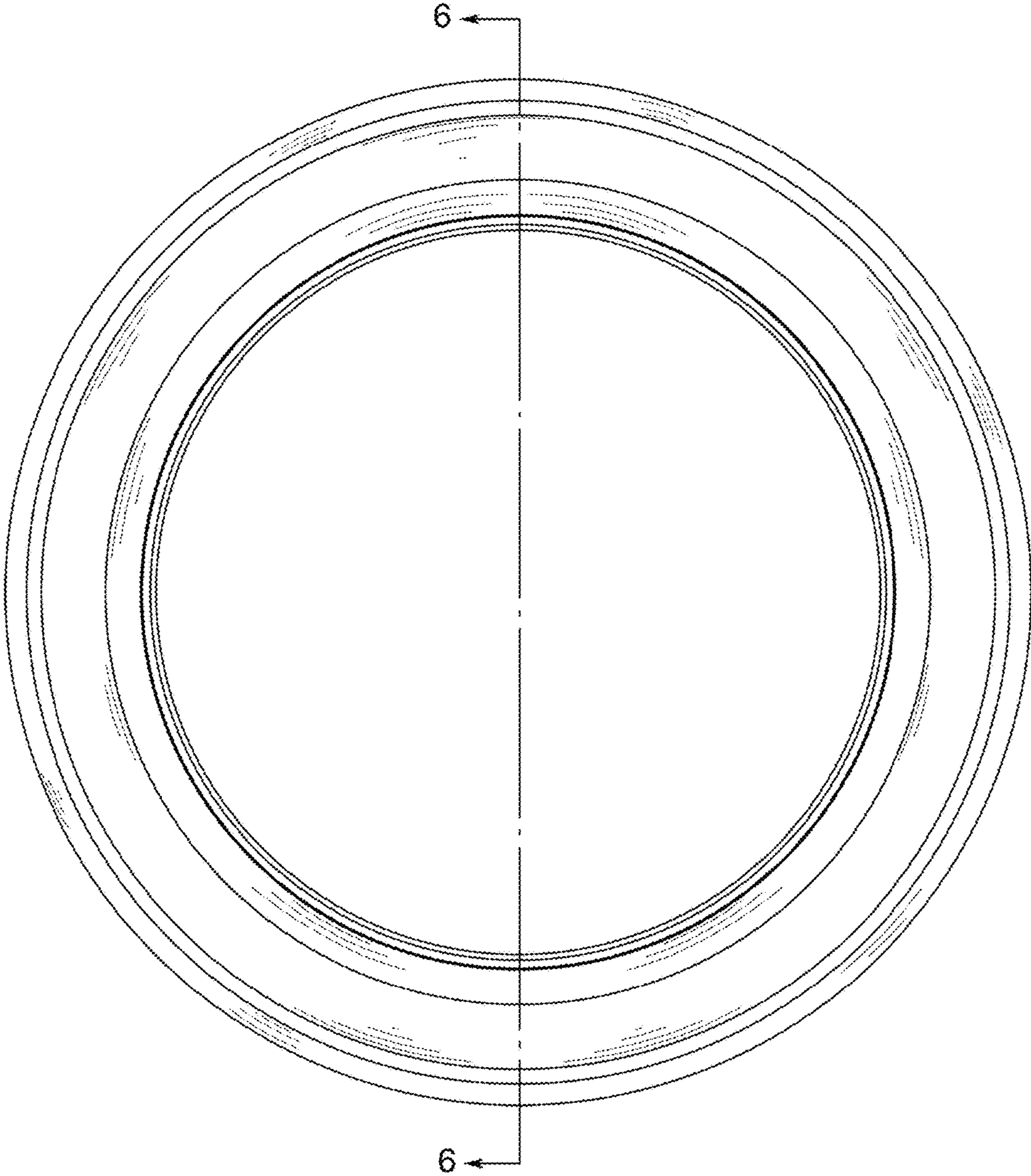
1.1




1.2




1.3



1.4



1.5



1.6

