



US00D989699S

(12) **United States Design Patent** (10) **Patent No.:** **US D989,699 S**
Ito (45) **Date of Patent:** **** Jun. 20, 2023**

(54) **TIRE FOR AUTOMOBILE**
(71) Applicant: **SUMITOMO RUBBER INDUSTRIES, LTD.**, Kobe (JP)
(72) Inventor: **Shunsuke Ito**, Kobe (JP)
(73) Assignee: **SUMITOMO RUBBER INDUSTRIES, LTD.**, Kobe (JP)
(**) Term: **15 Years**
(21) Appl. No.: **29/800,415**
(22) Filed: **Jul. 21, 2021**
(51) **LOC (14) Cl.** **12-15**
(52) **U.S. Cl.**
USPC **D12/600**
(58) **Field of Classification Search**
USPC D12/568-604, 900
CPC Y10T 152/10027; B60C 1/0016; B60C 11/0306; B60C 11/0302; B60C 3/06; B60C 9/17
See application file for complete search history.

D822,588 S * 7/2018 Skurich D12/600
D838,664 S * 1/2019 Pribula D12/595
D852,125 S * 6/2019 Davis D12/601
D853,949 S * 7/2019 Zimmerman D12/601
D886,038 S * 6/2020 Lamb D12/600
D886,724 S * 6/2020 Fox D12/595

* cited by examiner

Primary Examiner — John A Voytek
(74) *Attorney, Agent, or Firm* — Birch, Stewart, Kolasch & Birch, LLP

(57) **CLAIM**

The ornamental design for a tire for automobile, as shown and described.

DESCRIPTION

FIG. 1 is a front perspective view of a tire for automobile showing my new design;
FIG. 2 is a front view thereof;
FIG. 3 is a left side view thereof;
FIG. 4 is a rear view thereof;
FIG. 5 is a right side view thereof;
FIG. 6 is a bottom view thereof;
FIG. 7 is a top view thereof; and,
FIG. 8 is a partial enlarged view of FIG. 2.

The broken lines in FIGS. 2 and 8 of the drawings are used for demarcation of the enlarged portion of the tire for automobile illustrated in FIG. 8. The broken lines form no part of the claimed design.

1 Claim, 8 Drawing Sheets






FIG. 1



FIG. 2




FIG. 3



FIG. 4




FIG. 5



FIG. 6



FIG. 7



FIG. 8