



US00D989678S

(12) **United States Design Patent**  
**Larson**

(10) **Patent No.:** **US D989,678 S**  
(45) **Date of Patent:** **\*\* Jun. 20, 2023**

(54) **SPOILER BRACKET FOR MOTOR VEHICLE**

(71) Applicant: **Dr. Ing. h.c. F. Porsche**  
**Aktiengesellschaft**, Stuttgart (DE)

(72) Inventor: **Grant Larson**, Stuttgart (DE)

(73) Assignee: **Dr. Ing. h.c. F. Porsche**  
**Aktiengesellschaft**

(\*\*) Term: **15 Years**

(21) Appl. No.: **29/812,017**

(22) Filed: **Oct. 19, 2021**

(30) **Foreign Application Priority Data**

May 20, 2021 (EM) ..... 008546733-0015

(51) **LOC (14) Cl.** ..... **12-16**

(52) **U.S. Cl.**  
USPC ..... **D12/181**; D12/317; D12/106

(58) **Field of Classification Search**  
USPC ..... D12/181, 184, 191, 400, 88, 92, 96, 99,  
D12/223, 317, 106

CPC ..... B62D 35/00; B62D 35/007  
See application file for complete search history.

(56) **References Cited**

**U.S. PATENT DOCUMENTS**

D727,810 S *	4/2015	Beaven	.....	D12/181
D757,631 S *	5/2016	Jamieson	.....	D12/223
D853,938 S *	7/2019	Smith	.....	D12/223
D875,020 S *	2/2020	Donfrancesco	.....	D12/223
D892,025 S *	8/2020	Jones	.....	D12/223

**OTHER PUBLICATIONS**

“Icebeam GT Wing Universal Fit 3D Carbon Fiber Rear Trunk Deck Spoiler with Accessories Kit (57" Length / 7" Brack” amazon.com, post Published Sep. 21, 2017. Retrieved Mar. 31, 2023. Available online at URL:https://www.amazon.com/ICBEAMER-Racer-Carbon-Racing-Spoiler/dp/B075TS73JM/ref=sxin\_17\_pa\_sp(Year: 2017).\*

“Qiulu Spoiler Mount Brackets, Universal Car CNC Aluminum AlloY Rear Wing Trunk Racing Tail Spoiler” amazon.com, post Published Jun. 27, 2019. Retrieved Mar. 31, 2023. Available online at URL:https://www.amazon.com/Spoiler-Brackets-Universal-Aluminum-Racing/dp/B07TJJJBWX/ref=sr\_1\_4?crd=35N7UYEHNKJ4W& (Year: 2019).\*

\* cited by examiner

*Primary Examiner* — Christian P. McLean

*Assistant Examiner* — Jessica Lynn Devilbiss

(74) *Attorney, Agent, or Firm* — RatnerPrestia

(57) **CLAIM**

The ornamental design for a spoiler bracket for motor vehicle, as shown and described.

**DESCRIPTION**

FIG. 1 is a perspective view of a spoiler bracket for motor vehicle;

FIG. 2 is a front view thereof;

FIG. 3 is a rear view thereof;


FIG. 4 is a right side view thereof;

FIG. 5 is a left side view thereof;

FIG. 6 is a top plan view thereof; and,

FIG. 7 is a bottom plan view thereof.

**1 Claim, 7 Drawing Sheets**






FIG. 1



FIG. 2



FIG. 3




FIG. 4




FIG. 5



**FIG. 6**



FIG. 7