



US00D989677S

(12) **United States Design Patent**
Yamashita

(10) **Patent No.:** **US D989,677 S**
(45) **Date of Patent:** **** Jun. 20, 2023**

(54) **SPOILER FOR MOTOR VEHICLE**

(71) Applicant: **Dr. Ing. h.c. F. Porsche**
Aktiengesellschaft, Stuttgart (DE)

(72) Inventor: **Shuichi Yamashita, Stuttgart (DE)**

(73) Assignee: **Dr. Ing. h.c. F. Porsche**
Aktiengesellschaft

(**) Term: **15 Years**

(21) Appl. No.: **29/774,130**

(22) Filed: **Mar. 15, 2021**

(30) **Foreign Application Priority Data**

Sep. 16, 2020 (EM) 008171789

(51) **LOC (14) Cl.** **12-16**

(52) **U.S. Cl.**
USPC **D12/169**

(58) **Field of Classification Search**

USPC D12/163, 169, 196, 82, 86, 90, 91, 92
CPC B60R 19/02; B62F 25/08; B62F 25/084
See application file for complete search history.

(56) **References Cited**

U.S. PATENT DOCUMENTS

D522,938 S * 6/2006 Iwanaga D12/169
D539,711 S * 4/2007 Fujimaki D12/169
D683,284 S * 5/2013 Yoshida D12/169
D779,396 S * 2/2017 Patel D12/82
D782,374 S * 3/2017 Wheel D12/169
D790,401 S * 6/2017 Scheinhütte D12/91
D793,297 S * 8/2017 Smith D12/169

D793,302 S * 8/2017 Kozub D12/169
D811,960 S * 3/2018 Nakamura D12/169
D811,962 S * 3/2018 Sullivan D12/169
D843,897 S * 3/2019 Wheel D12/169
D855,512 S * 8/2019 Frascella D12/169
D864,059 S * 10/2019 Melville-Brown D12/196
D918,797 S * 5/2021 Ruiz D12/169
D925,412 S * 7/2021 Ponomarenko D12/169
D930,528 S * 9/2021 Buller D12/169
D944,142 S * 2/2022 Watanuki B60R 19/02
D12/169

* cited by examiner

Primary Examiner — Susan E Krakower
Assistant Examiner — Jerry Shiuan-Hua Hsu
(74) *Attorney, Agent, or Firm* — RatnerPrestia

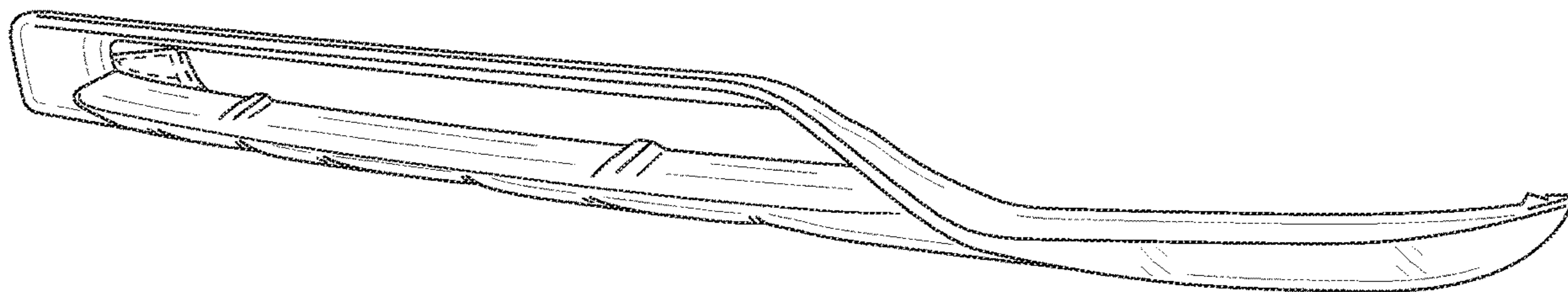
(57) **CLAIM**

The ornamental design for a spoiler for motor vehicle, as shown and described.

DESCRIPTION

FIG. 1 is a perspective view of a spoiler for motor vehicle;
FIG. 2 is a front view thereof;
FIG. 3 is a rear view thereof;
FIG. 4 is a right side view thereof, enlarged for ease of illustration;
FIG. 5 is a left side view thereof, enlarged for ease of illustration;
FIG. 6 is a top plan view thereof; and,
FIG. 7 is a bottom plan view thereof.
The broken lines illustrate portions of the spoiler for motor vehicle which form no part of the claimed design.

1 Claim, 6 Drawing Sheets



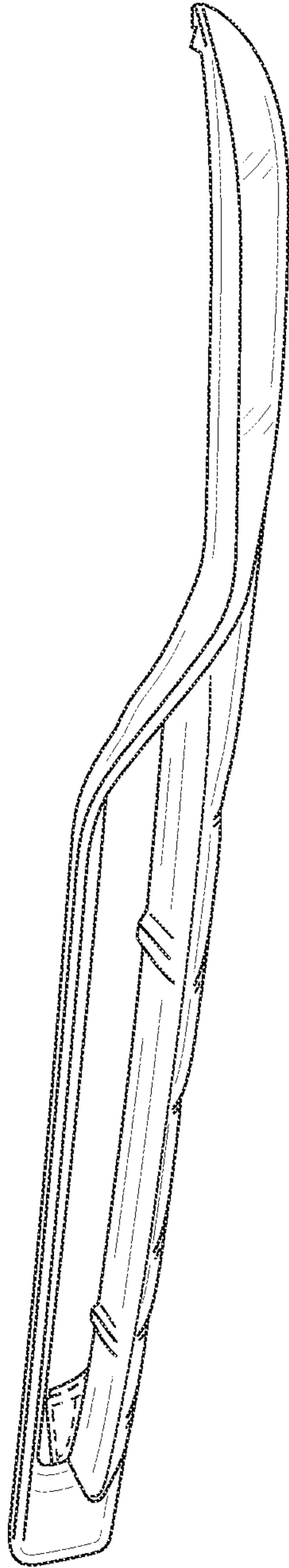


FIG. 1

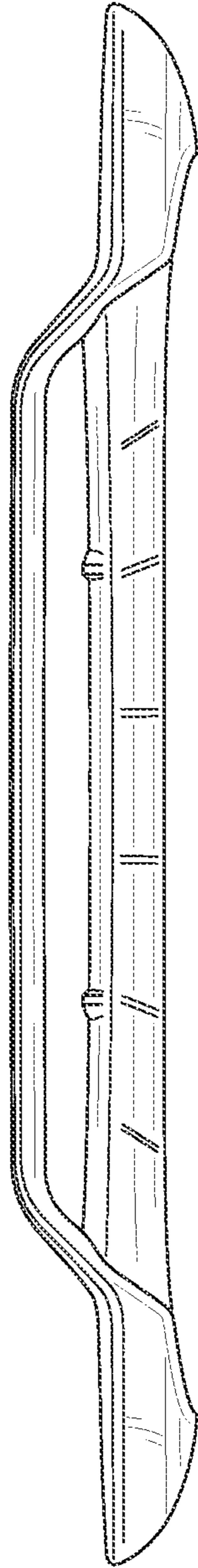


FIG. 2

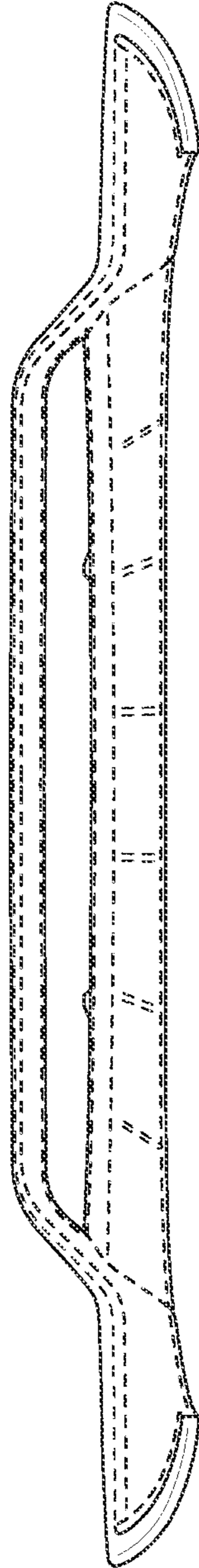


FIG. 3

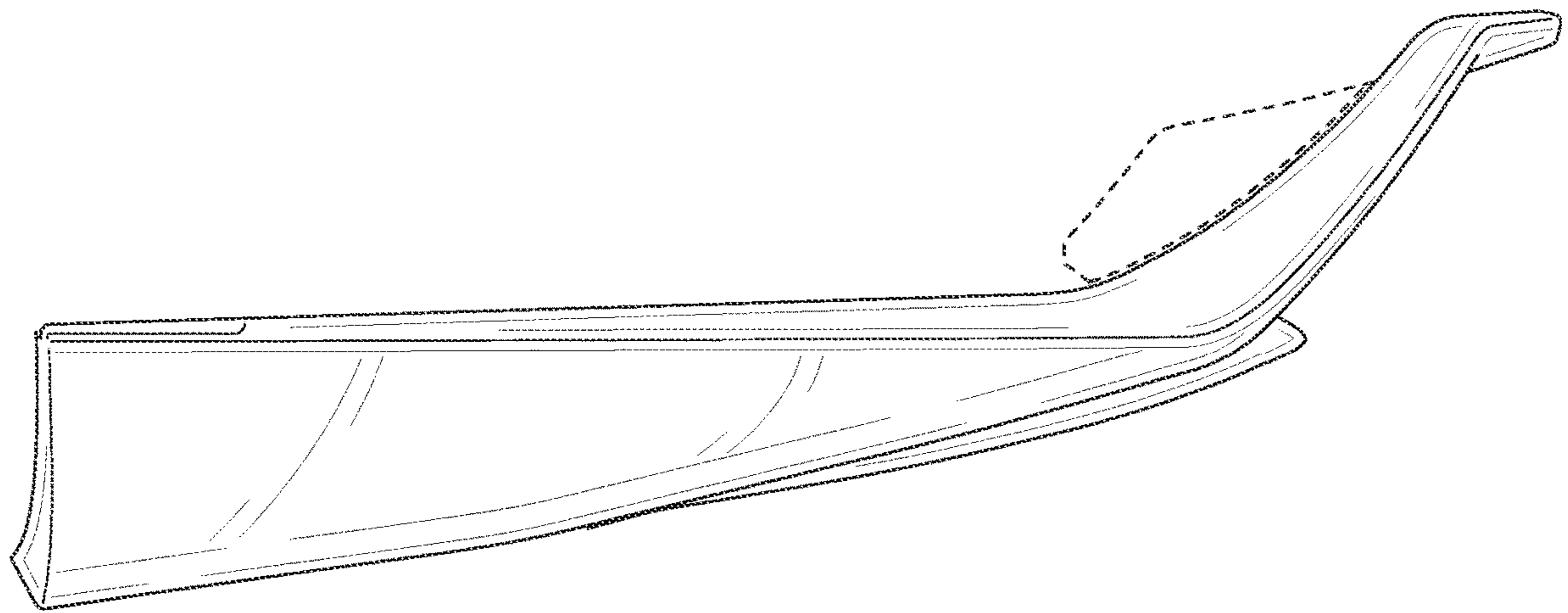


FIG. 4

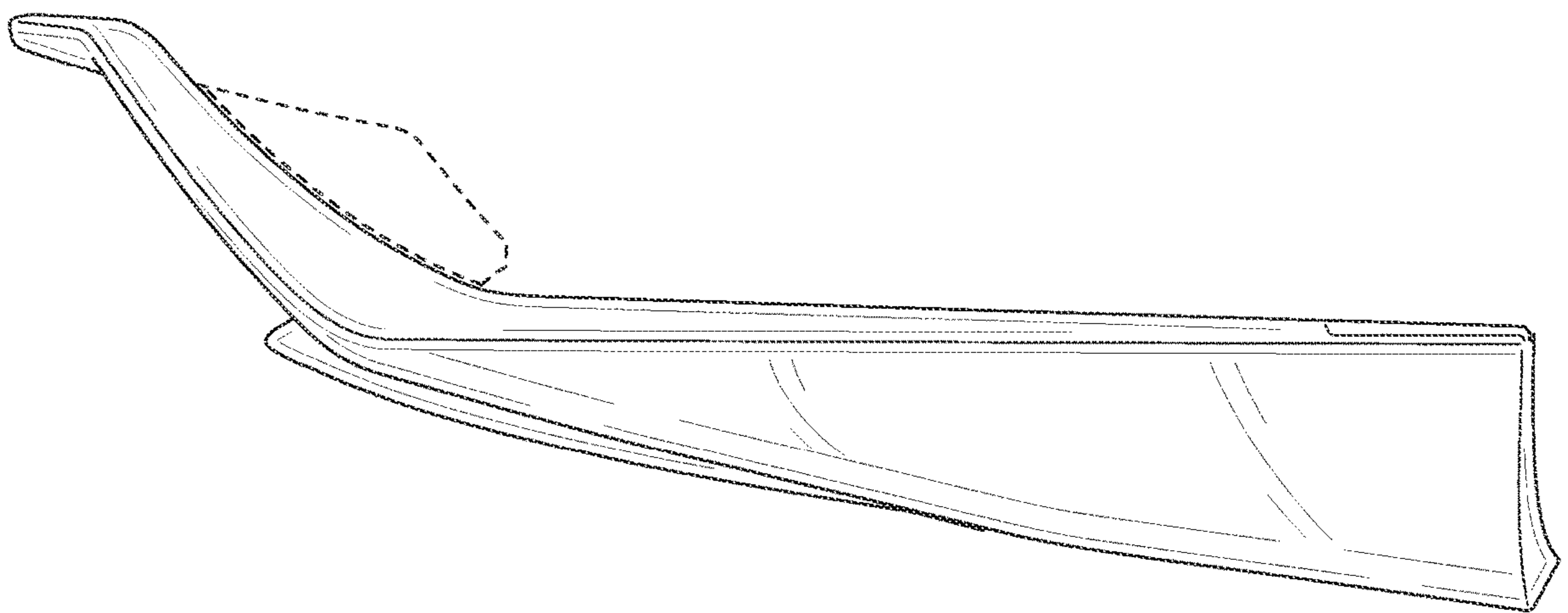


FIG. 5

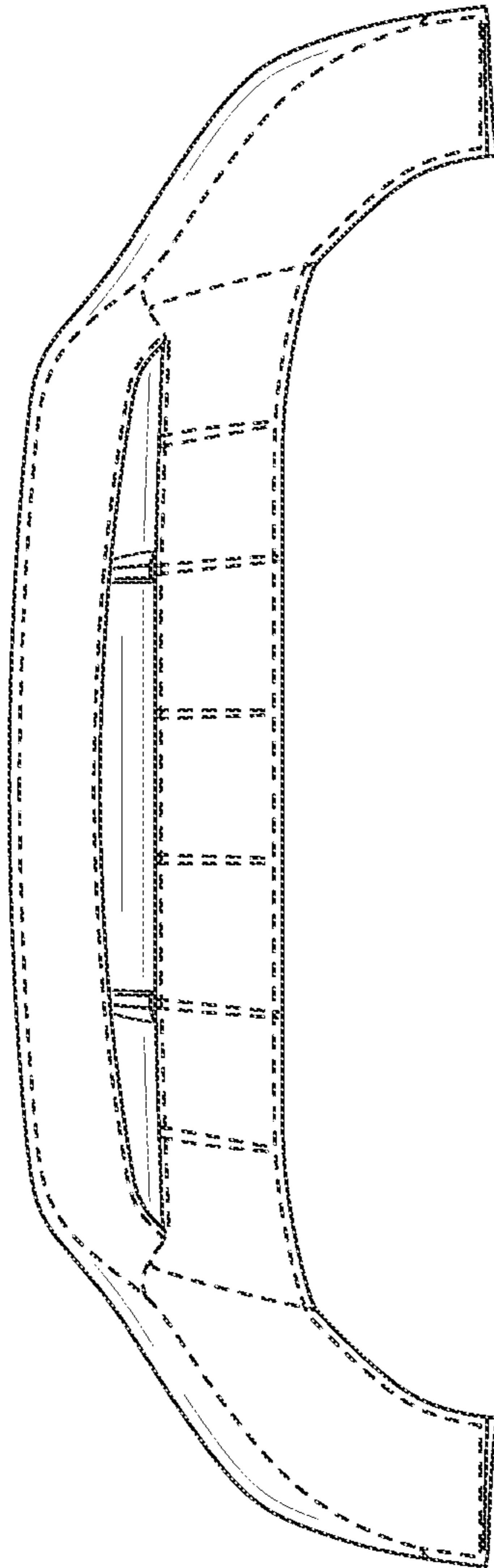


FIG. 6

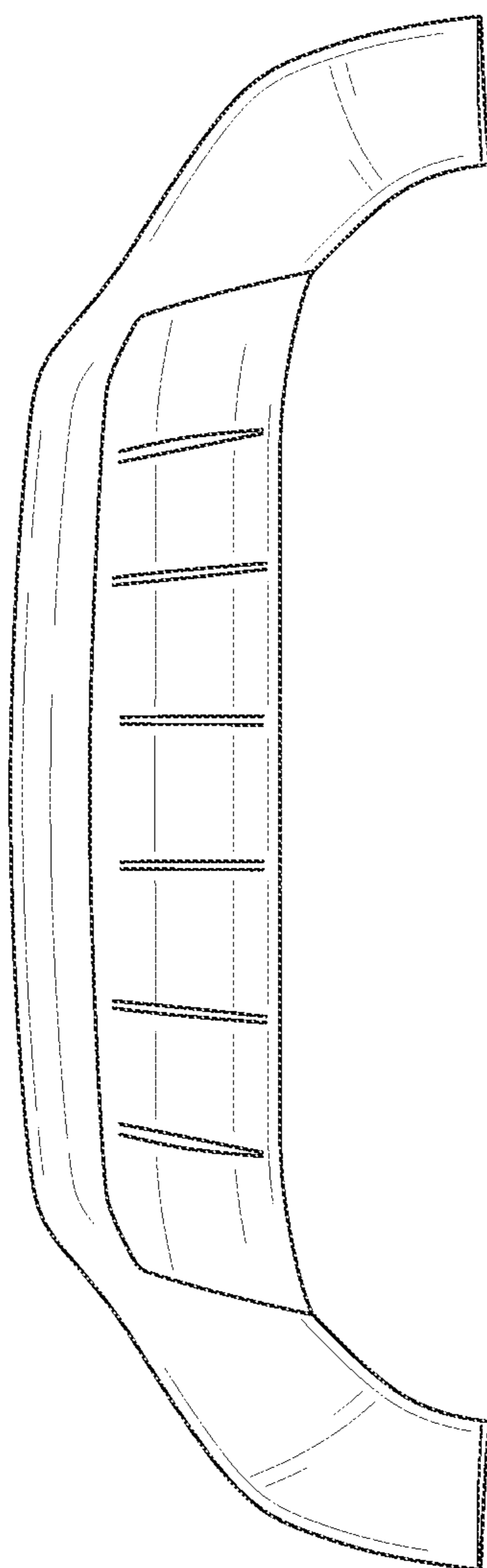


FIG. 7