



US00D989672S

(12) **United States Design Patent**
Willing et al.

(10) **Patent No.:** **US D989,672 S**
(45) **Date of Patent:** **** Jun. 20, 2023**

(54) **VEHICLE FRONT MID BUMPER COVER**

D926,648 S * 8/2021 Forschner D12/169
D934,760 S * 11/2021 Giumentaro D12/169
D972,462 S * 12/2022 Akcay D12/169

(71) Applicant: **Ford Global Technologies, LLC,**
Dearborn, MI (US)

* cited by examiner

(72) Inventors: **Todd Willing**, Grosse Pointe, MI (US);
Max Wolff, Elsternwick (AU); **Max Tran**, Pascoe Vale (AU); **Leigh H. Cosentino**, Seddon (AU); **Tae Hoon Kang**, Essendon (AU); **Lee P. Imrie**, Bundoora (AU)

Primary Examiner — Melody N Brown

(74) *Attorney, Agent, or Firm* — Vichit Chea

(73) Assignee: **Ford Global Technologies, LLC,**
Dearborn, MI (US)

(57) **CLAIM**

The ornamental design for a vehicle front mid bumper cover, as shown and described.

(**) Term: **15 Years**

(21) Appl. No.: **29/814,423**

DESCRIPTION

(22) Filed: **Nov. 5, 2021**

(51) **LOC (14) Cl.** **12-16**

(52) **U.S. Cl.**
USPC **D12/169**

(58) **Field of Classification Search**
USPC D12/169, 196, 86, 90–92, 163, 190, 98,
D12/164; 293/102, 113, 115, 117, 120,
293/193.11; 296/180.1, 180.2
CPC B60R 19/02; B60R 19/04; B62D 25/08
See application file for complete search history.

FIG. 1 is a front elevational view of a vehicle front mid bumper cover, showing our new design;
FIG. 2 is a left side elevational view thereof;
FIG. 3 is a right side elevational view thereof;
FIG. 4 is a top plan view thereof;
FIG. 5 is a bottom plan view thereof;
FIG. 6 is a top, front and left side perspective view thereof;
and,
FIG. 7 is a bottom, front and left side perspective view thereof.


The claimed design is indicated by the relatively dark portions in the figures. The de-emphasized and relatively light portions form no part of the claimed design.

(56) **References Cited**

U.S. PATENT DOCUMENTS

D911,230 S * 2/2021 Wietzychowski D12/169
D913,872 S * 3/2021 Murakami D12/169

1 Claim, 7 Drawing Sheets



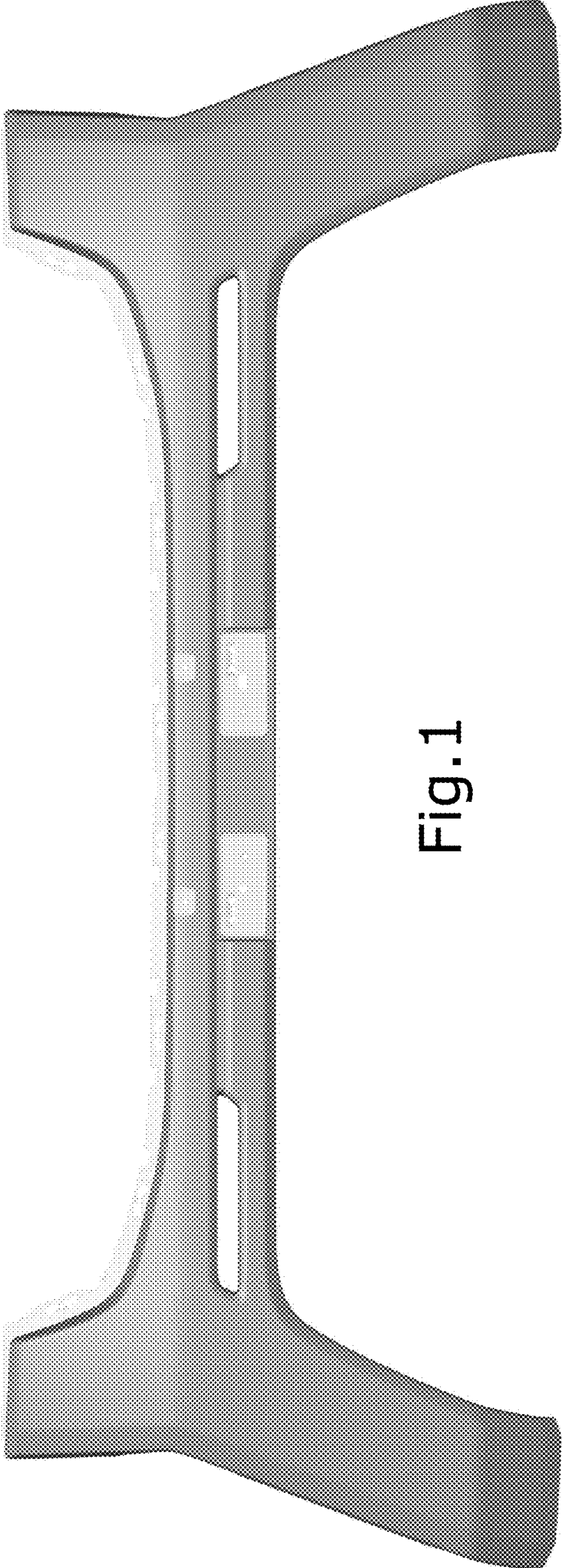


Fig.1

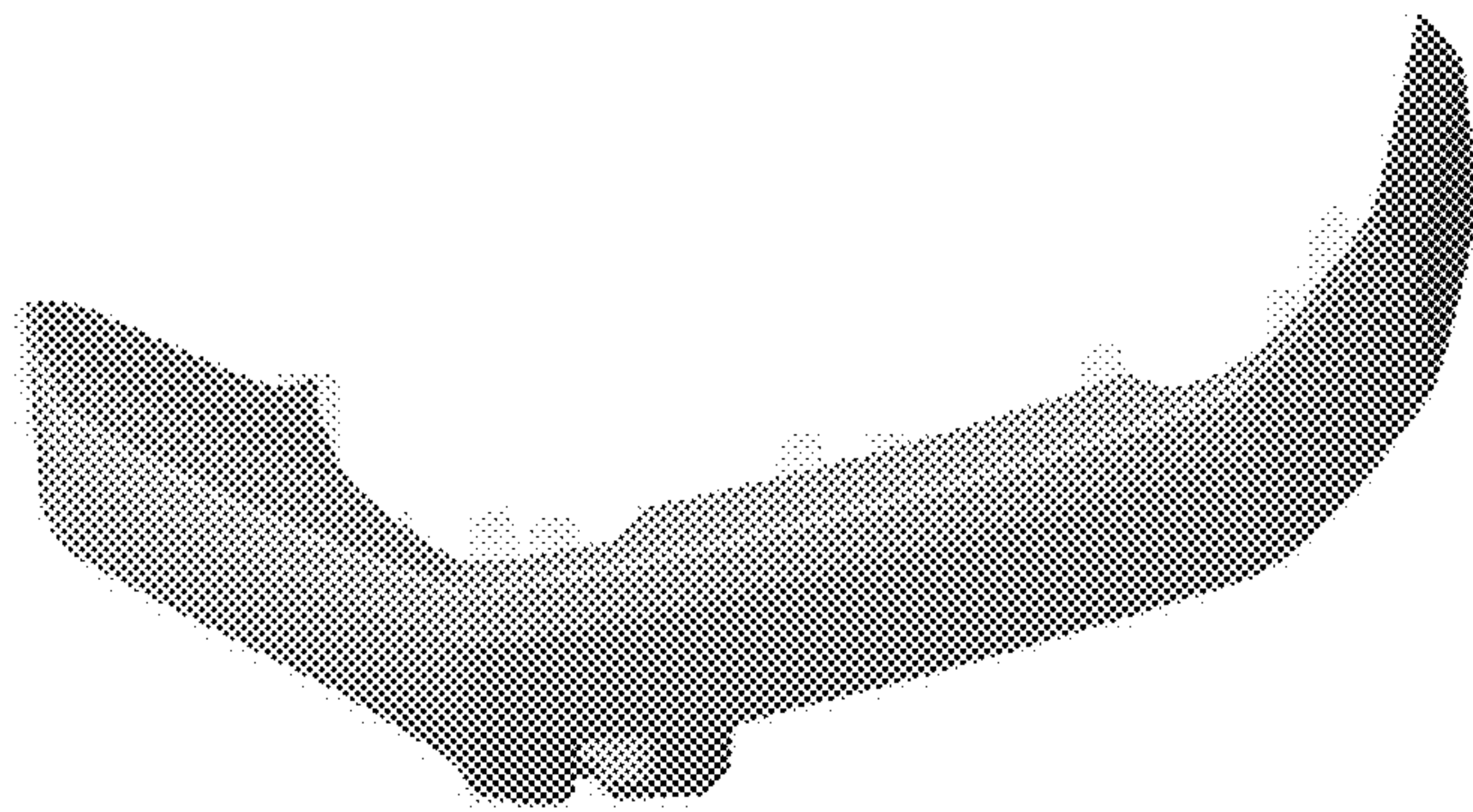


Fig. 2




Fig. 3

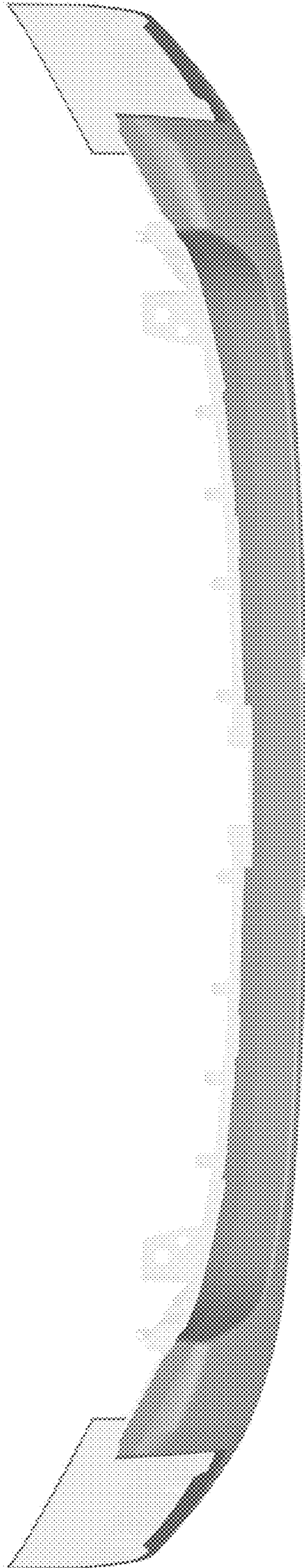


Fig.4




Fig. 5

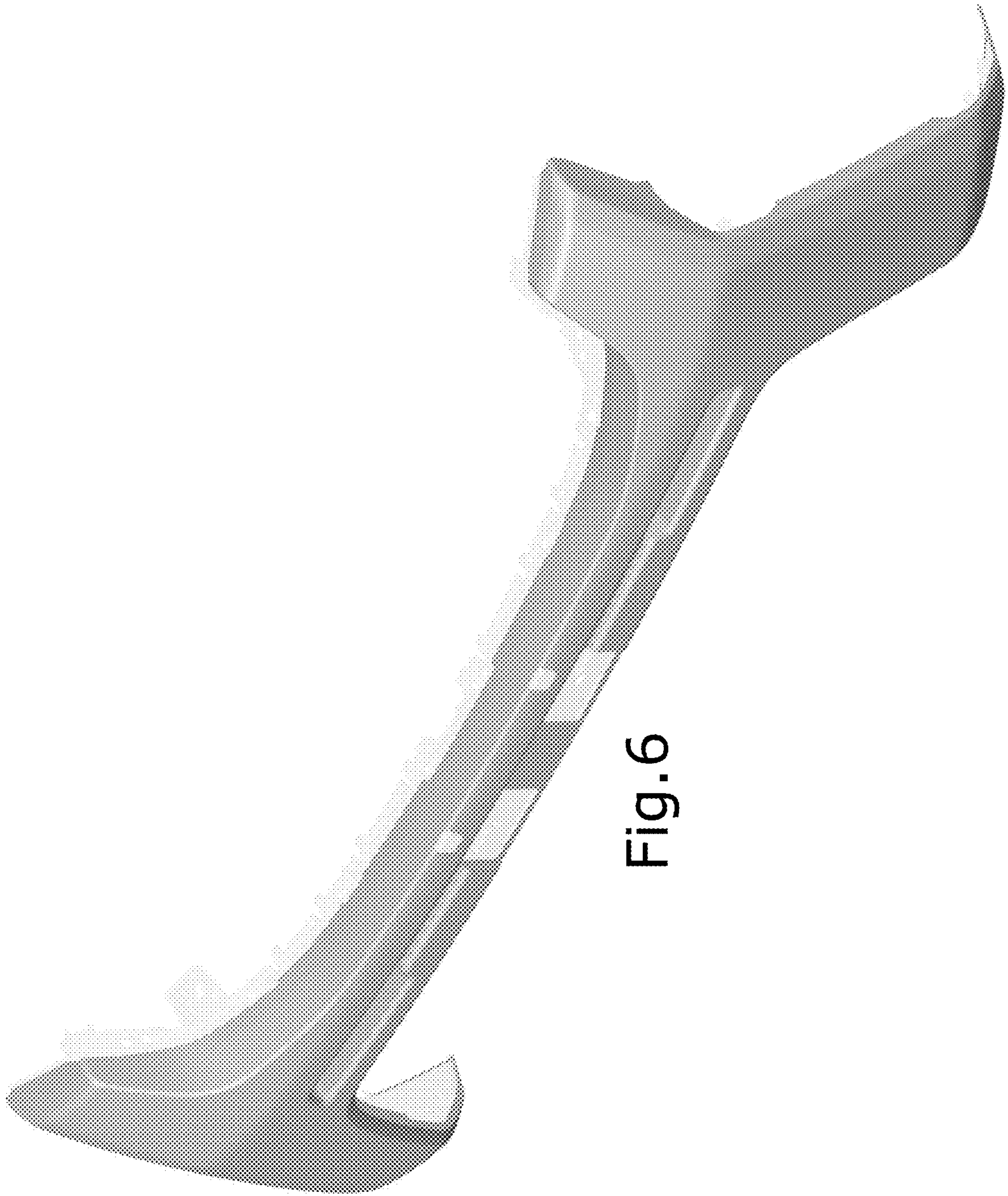


Fig. 6




Fig. 7