



US00D989666S

(12) **United States Design Patent** (10) **Patent No.:** **US D989,666 S**  
**Willing et al.** (45) **Date of Patent:** **\*\* Jun. 20, 2023**

(54) **VEHICLE FRONT CENTER GRILLE**  
(71) Applicant: **Ford Global Technologies, LLC,**  
Dearborn, MI (US)  
(72) Inventors: **Todd Willing,** Grosse Pointe, MI (US);  
**Max Wolff,** Elsternwick (AU); **Max**  
**Tran,** Pasco Vale (AU); **David Dewitt,**  
Docklands (AU); **Seungyup Baek,**  
Docklands Melbourne (AU)  
(73) Assignee: **Ford Global Technologies, LLC,**  
Dearborn, MI (US)  
(\*\*) Term: **15 Years**  
(21) Appl. No.: **29/814,474**  
(22) Filed: **Nov. 5, 2021**  
(51) **LOC (14) Cl.** ..... **12-16**  
(52) **U.S. Cl.**  
USPC ..... **D12/163**  
(58) **Field of Classification Search**  
USPC ..... D12/163, 196, 86, 90-92, 169, 190, 98,  
D12/164; 293/102, 113, 115, 117, 120,  
293/193.11; 296/180.1, 180.2; 180/68.1,  
180/68.6  
CPC ..... B60R 19/52; B60K 11/08; B62D 25/08;  
B62B 9/16  
See application file for complete search history.

D922,270 S \* 6/2021 Kaoud ..... D12/163  
D922,271 S \* 6/2021 Hamilton ..... D12/163  
D929,273 S \* 8/2021 Piaskowski ..... D12/163  
D929,275 S \* 8/2021 Hamilton ..... D12/163  
D941,198 S \* 1/2022 Kaoud ..... D12/163  
D941,199 S \* 1/2022 Kaoud ..... D12/163  
D964,225 S \* 9/2022 Kaoud ..... D12/163  
D964,226 S \* 9/2022 Kaoud ..... D12/163  
D964,227 S \* 9/2022 Kaoud ..... D12/163  
D964,228 S \* 9/2022 Kaoud ..... D12/163

\* cited by examiner

*Primary Examiner* — Melody N Brown

(74) *Attorney, Agent, or Firm* — Vichit Chea

(57) **CLAIM**

The ornamental design for a vehicle front center grille, as shown and described.

**DESCRIPTION**

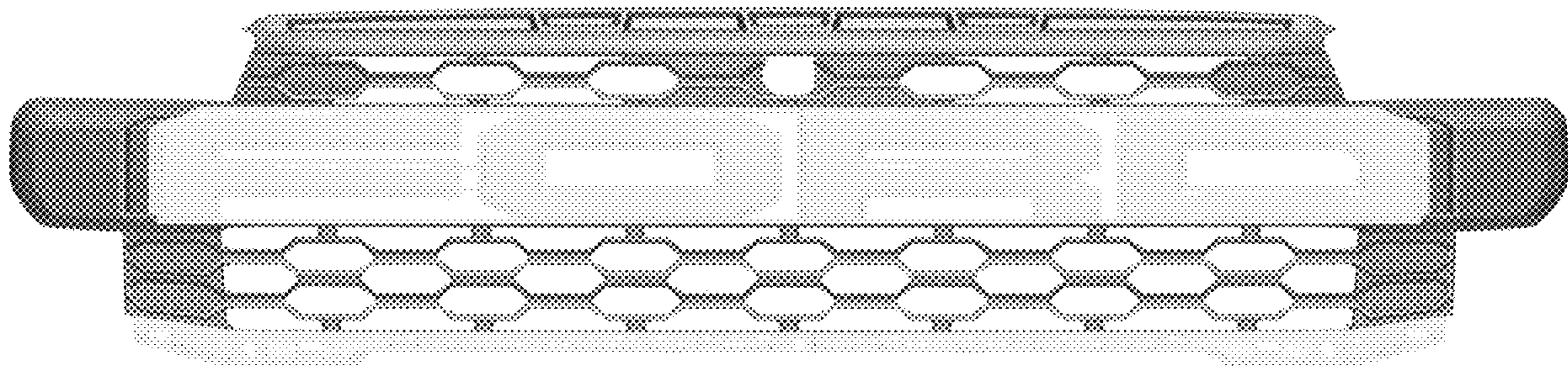
FIG. 1 is a front elevational view of a vehicle front center grille, showing our new design;  
FIG. 2 is a left side elevational view thereof;  
FIG. 3 is a right side elevational view thereof;  
FIG. 4 is a top plan view thereof;  
FIG. 5 is a top, front and left side perspective view thereof;  
and,  
FIG. 6 is a bottom, front and left side perspective view thereof.

The claimed design is indicated by the relatively dark portions in the figures. The de-emphasized and relatively light portions form no part of the claimed design.

**1 Claim, 6 Drawing Sheets**

(56) **References Cited**  
U.S. PATENT DOCUMENTS

D764,980 S \* 8/2016 Platto ..... D12/98  
D922,267 S \* 6/2021 Kaoud ..... D12/163





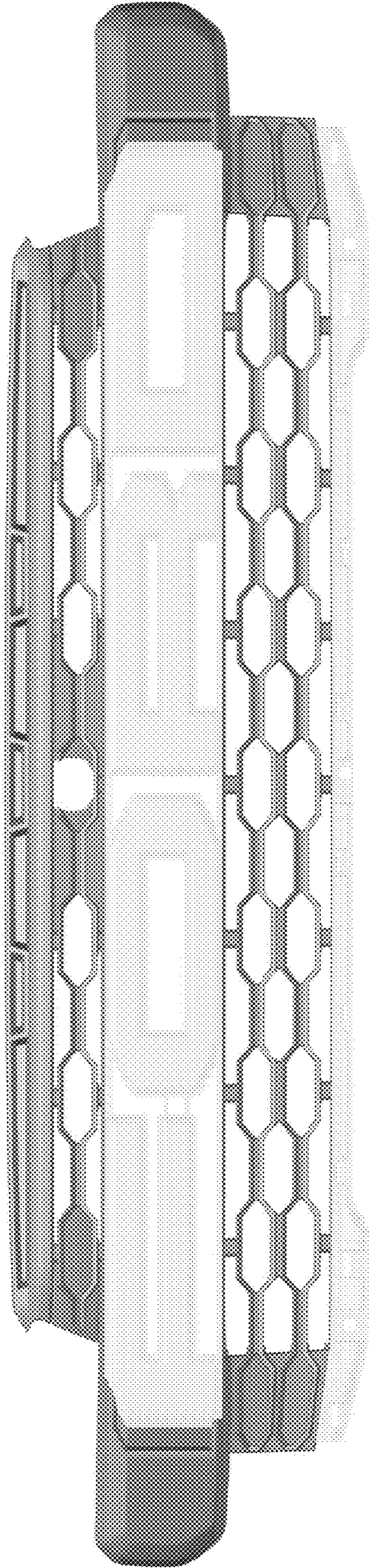


Fig.1

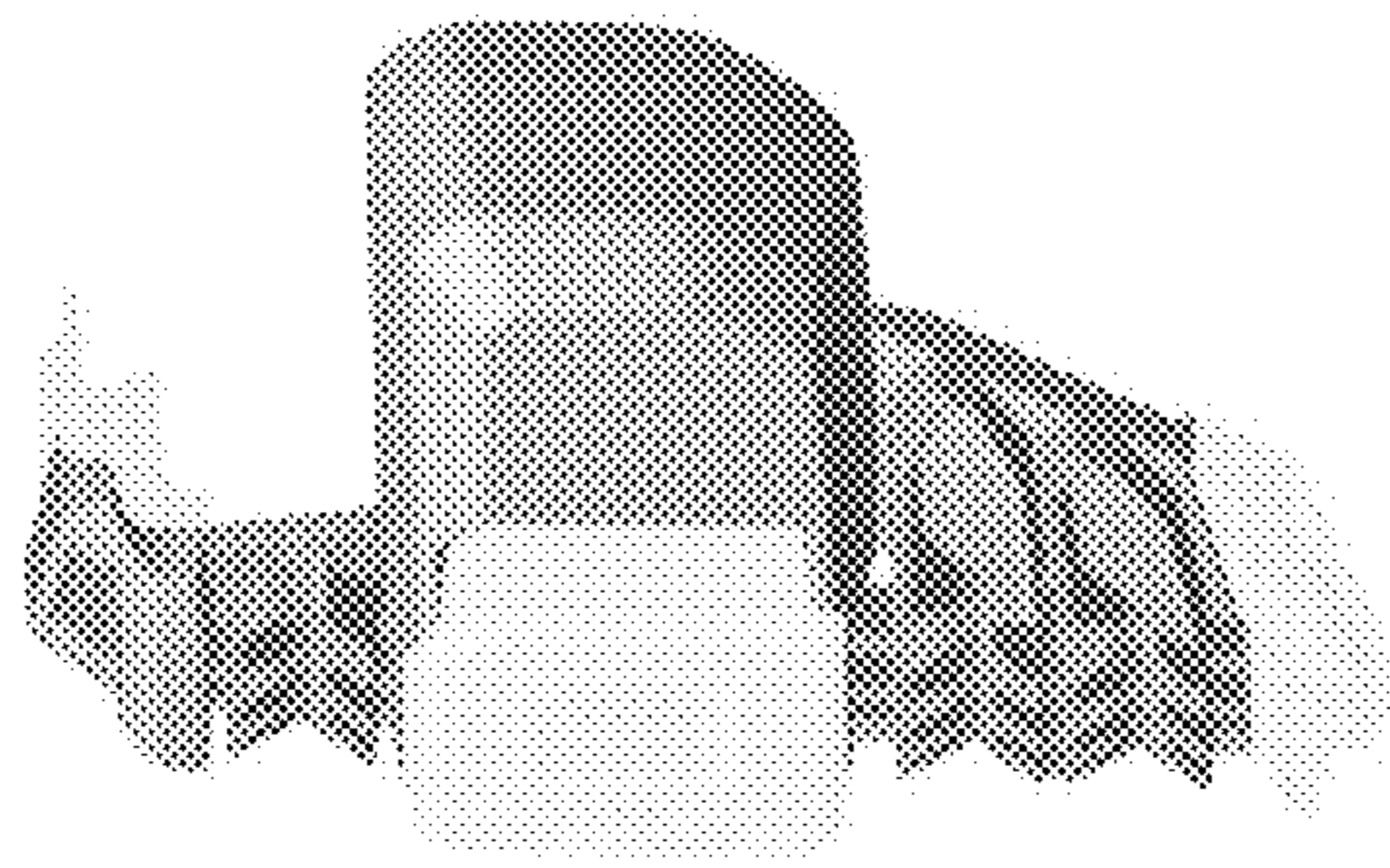


Fig. 2

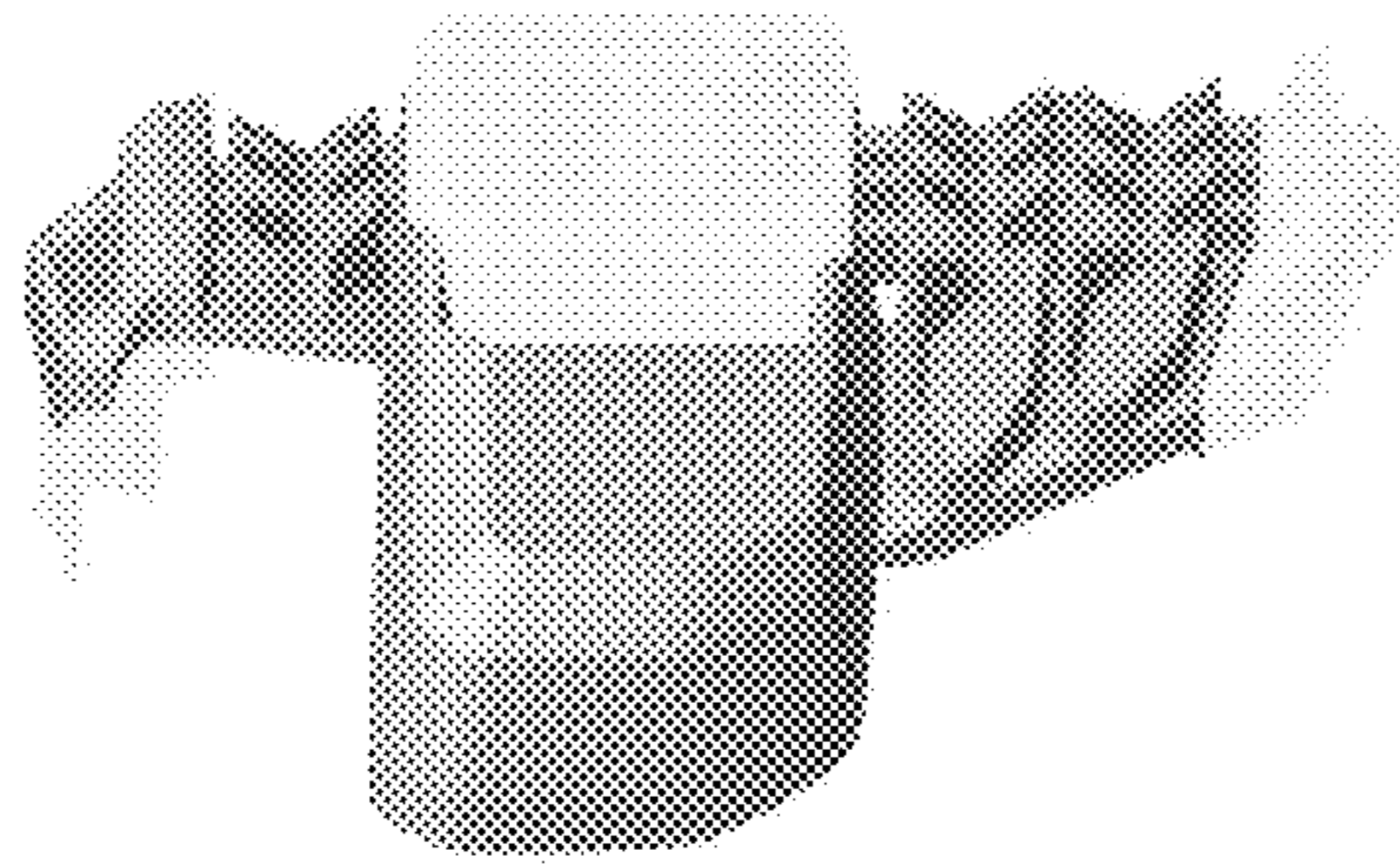


Fig. 3





Fig.4




Fig. 5






Fig. 6