



US00D989633S

(12) **United States Design Patent** (10) **Patent No.:** **US D989,633 S**
Eller et al. (45) **Date of Patent:** **** Jun. 20, 2023**

(54) **PACKAGING**

(71) Applicant: **The Procter & Gamble Company**, Cincinnati, OH (US)
(72) Inventors: **Nadine Eller**, Geneva (CH); **Cagil Kurt Sun**, Geneva (CH); **Jean-François Bouckaert**, Geneva (CH); **Richard James Moore**, Geneva (CH); **Christine Bornat**, Geneva (CH); **Victor Leal Negre**, Geneva (CH); **Rachael Edwards**, Leeds (GB); **Hayley Flavell**, Leeds (GB); **Alex Halfpenny**, Leeds (GB)
(73) Assignee: **The Procter & Gamble Company**, Cincinnati, OH (US)

(**) Term: **15 Years**

(21) Appl. No.: **29/783,273**

(22) Filed: **May 12, 2021**

Related U.S. Application Data

(62) Division of application No. 29/668,676, filed on Nov. 1, 2018, now Pat. No. Des. 920,130.

(30) **Foreign Application Priority Data**

May 7, 2018 (WO) 7415301

(51) **LOC (14) Cl.** **09-05**

(52) **U.S. Cl.**
USPC **D9/710**

(58) **Field of Classification Search**
USPC D9/702-714, 719, 738-740, 517-518, D9/522, 416, 435, 444, 460, 455, 414, D9/499, 431-432; D7/560-562; 206/434, 426-427, 429-430, 485, 485.1, 206/499, 508, 431, 418-422, 588-594; 229/117.3, 185, 121, 122, 200, 207, 236,

(Continued)

(56) **References Cited**

U.S. PATENT DOCUMENTS

D586,231 S 2/2009 Friedland
D665,269 S 8/2012 Robitaille
(Continued)

OTHER PUBLICATIONS

All Office Actions, U.S. Appl. No. 29/668,676.
Primary Examiner — Abraham Bahta
(74) *Attorney, Agent, or Firm* — Carolyn S. Powell

(57) **CLAIM**

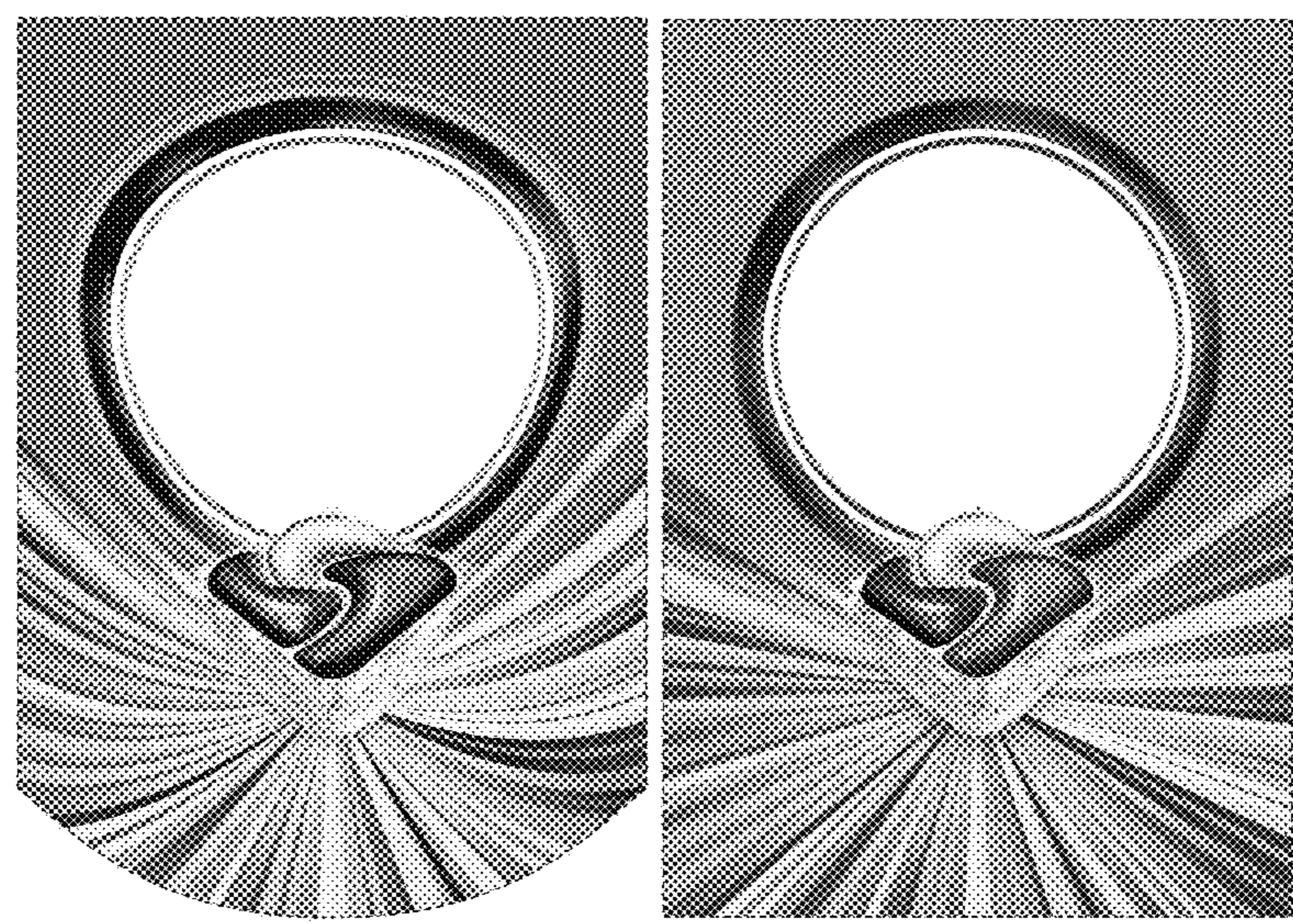
The ornamental design for a packaging, as shown and described.

DESCRIPTION

FIG. 1 is a front perspective view of the first embodiment of the packaging showing our new design; FIG. 2 is a front view thereof; FIG. 3 is a rear view thereof; FIG. 4 is a right side view thereof; FIG. 5 is a left side view thereof; FIG. 6 is a top plan view thereof; FIG. 7 is a bottom view thereof; FIG. 8 is a front perspective view of the second embodiment of the packaging; FIG. 9 is a front view thereof; FIG. 10 is a rear view thereof; FIG. 11 is a right side view thereof; FIG. 12 is a left side view thereof; FIG. 13 is a top plan view thereof; and, FIG. 14 is a bottom view thereof.

The broken line showing of portions of the packaging is included for the purpose of illustrating environmental structure and forms no part of the claimed design.

1 Claim, 14 Drawing Sheets



(58) **Field of Classification Search**

USPC 229/87.01; 220/23.83; 150/100-118;
294/137, 152; 383/6, 10, 14, 20, 40, 33,
383/104-105, 117, 108, 120, 93, 121.1,
383/127; 428/34.3
CPC B65D 33/00; B65D 33/06; B65D 33/065;
B65D 33/14; B65D 33/1683; B65D
33/12; B65D 33/04; B65D 31/00; B65D
31/04; B65D 31/10; B65D 5/42; B65D
5/4208; B65D 81/365; B65D 81/368;
B65D 2203/00; B65D 2203/02; B65D
67/00

See application file for complete search history.

(56) **References Cited**

U.S. PATENT DOCUMENTS

D699,589 S	2/2014	Wang	
D796,967 S *	9/2017	Abang, Jr. D9/703
D920,130 S	5/2021	Eller et al.	

* cited by examiner




Fig. 1




Fig. 2




Fig. 3

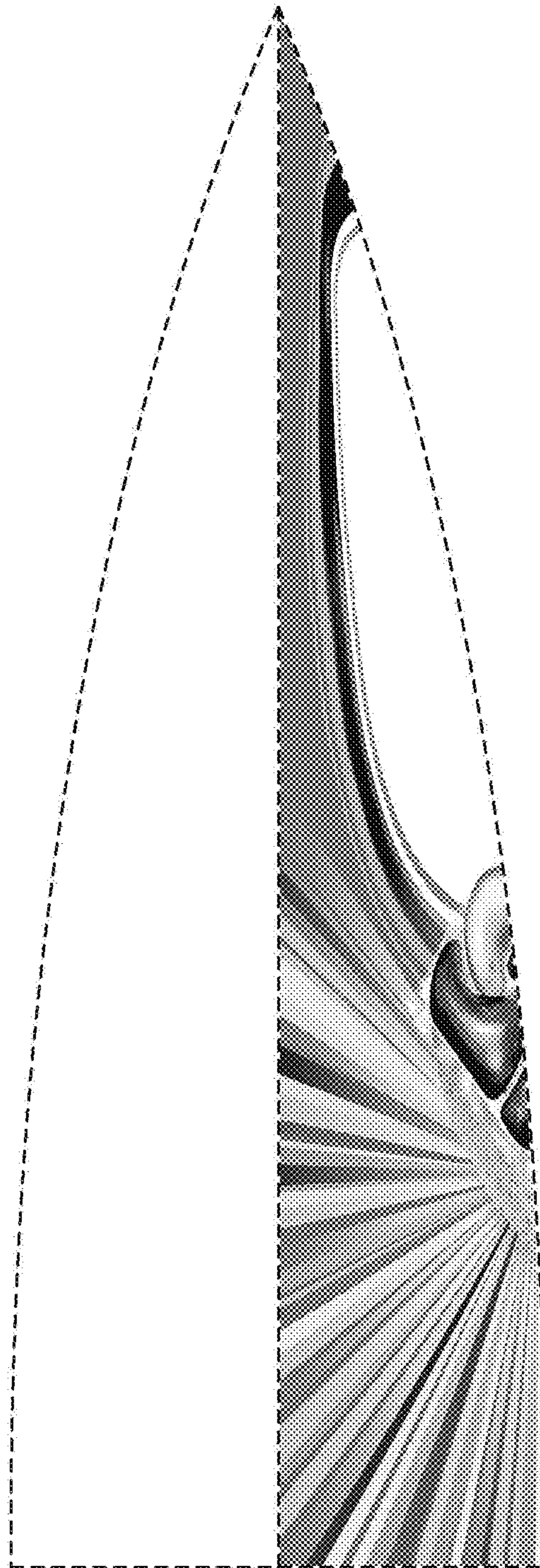


Fig. 4

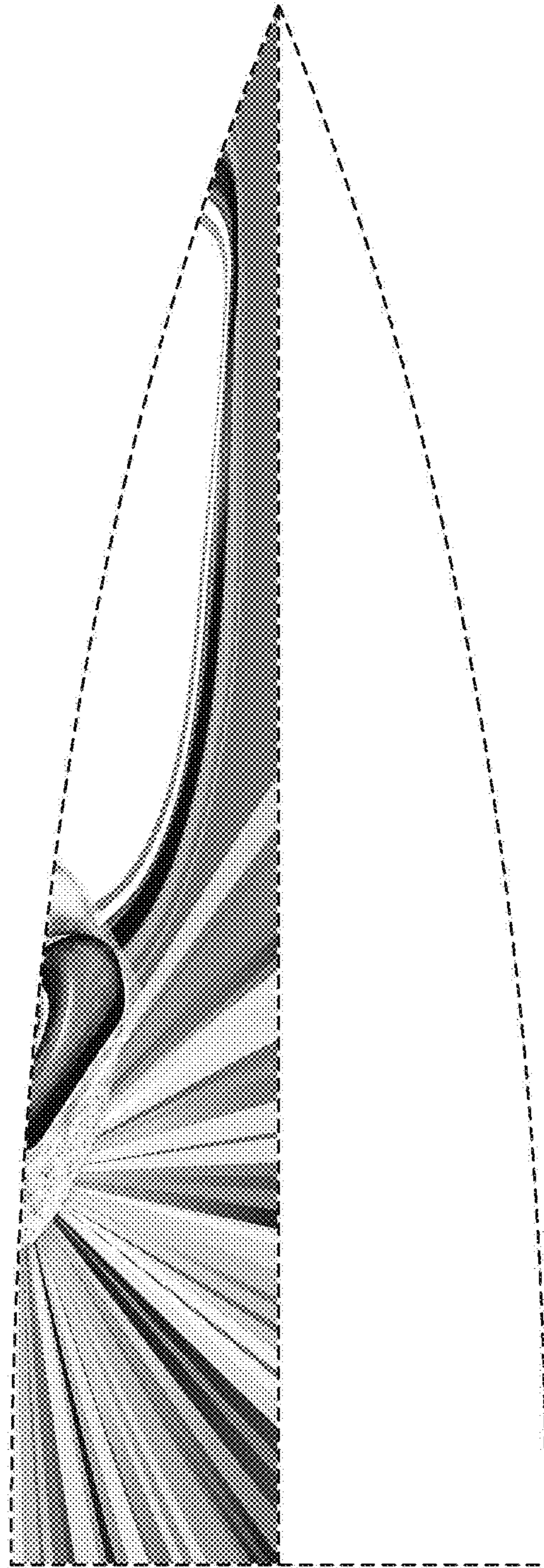


Fig. 5

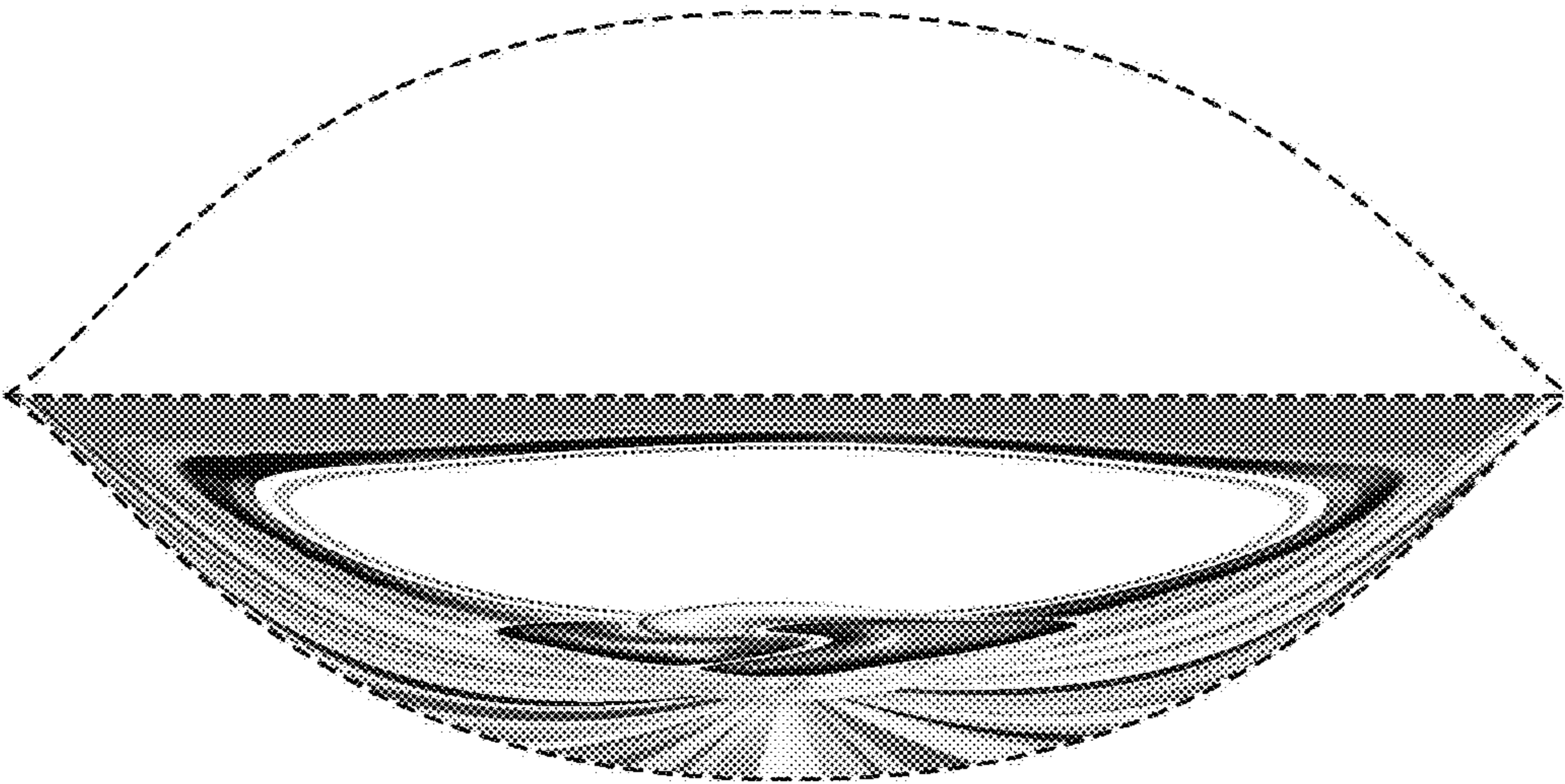


Fig. 6

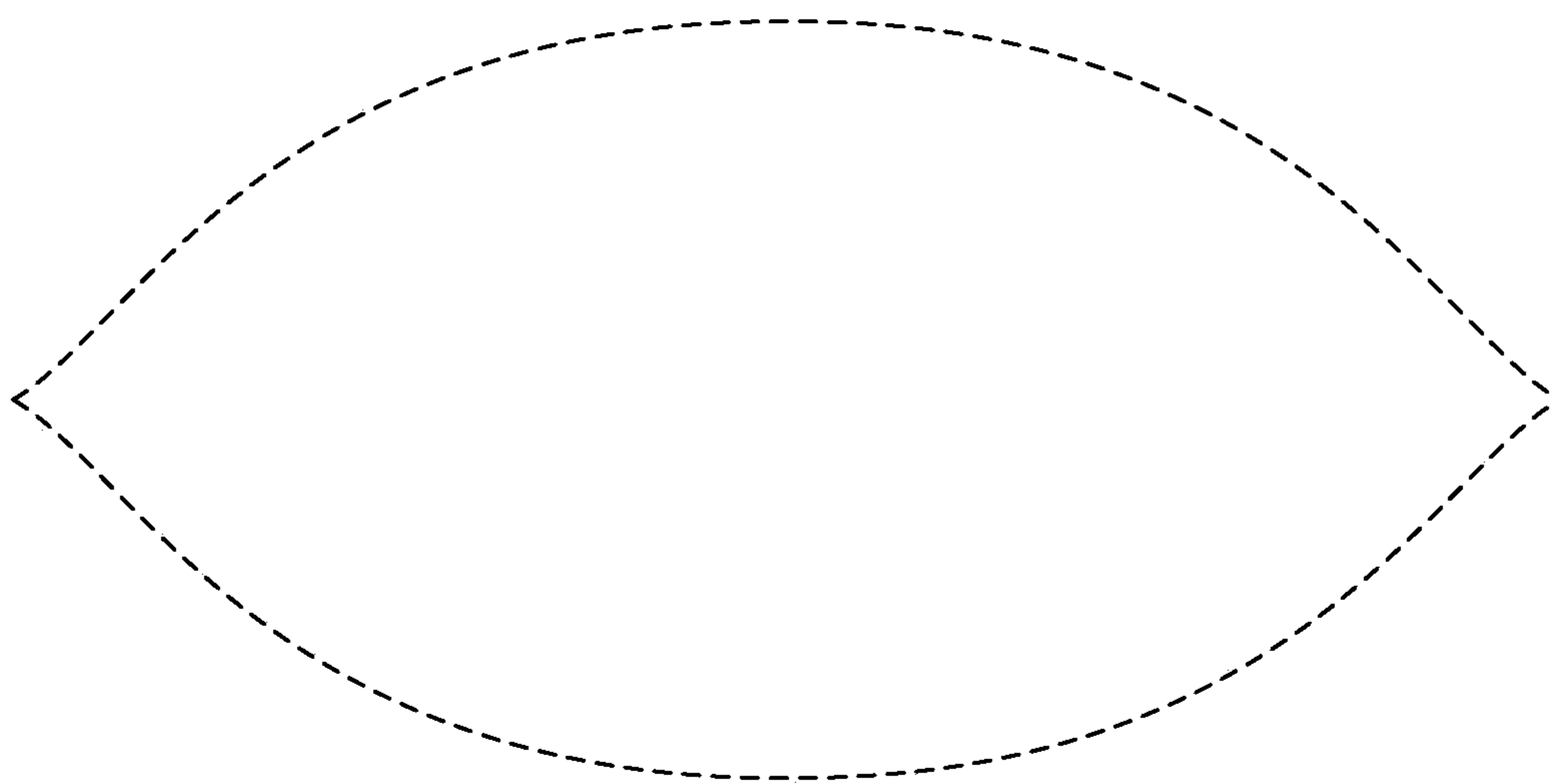


Fig. 7




Fig. 8



Fig. 9



Fig. 10

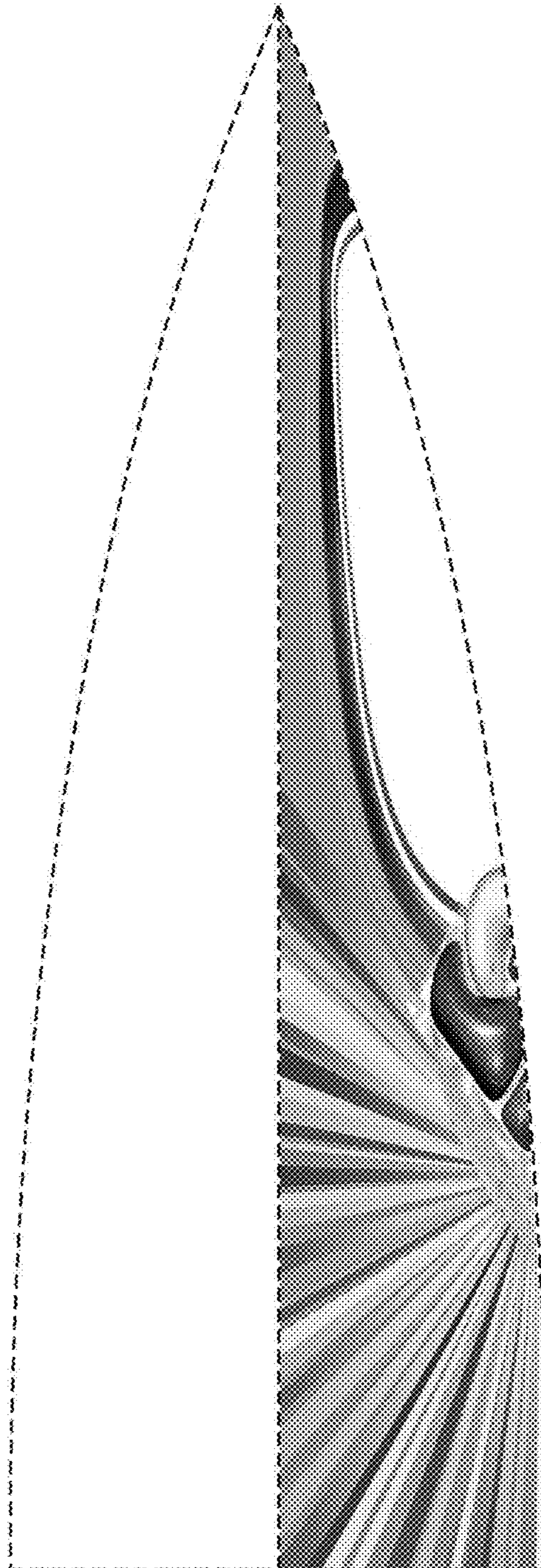


Fig. 11

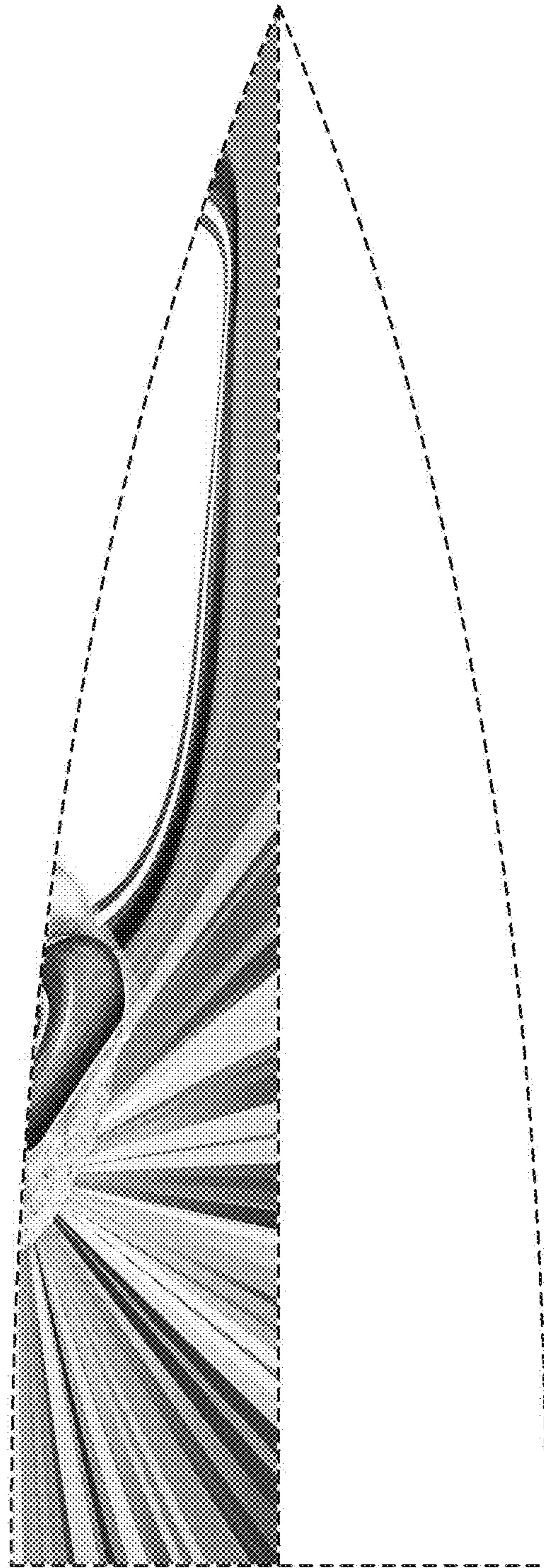


Fig. 12

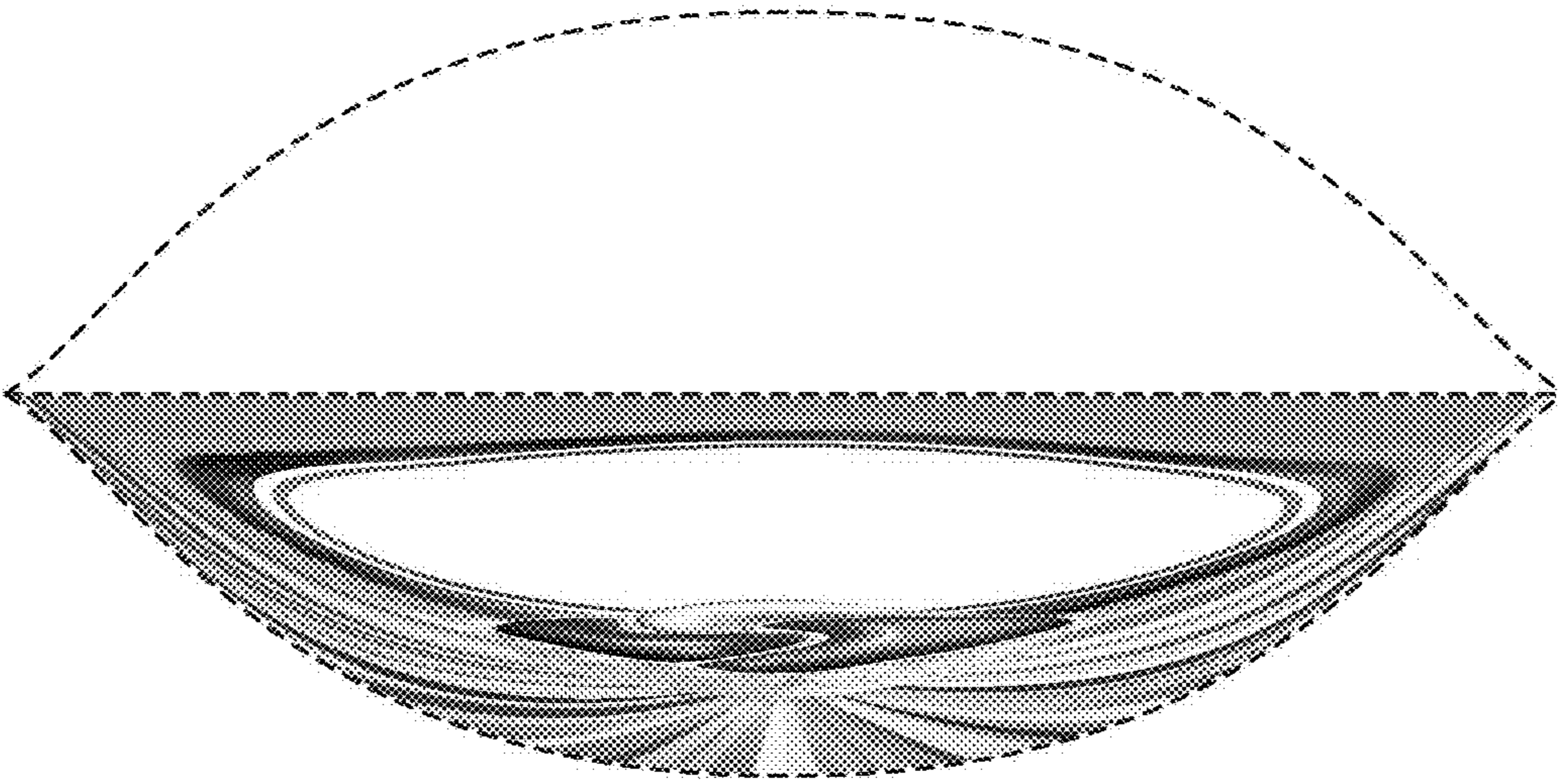


Fig. 13

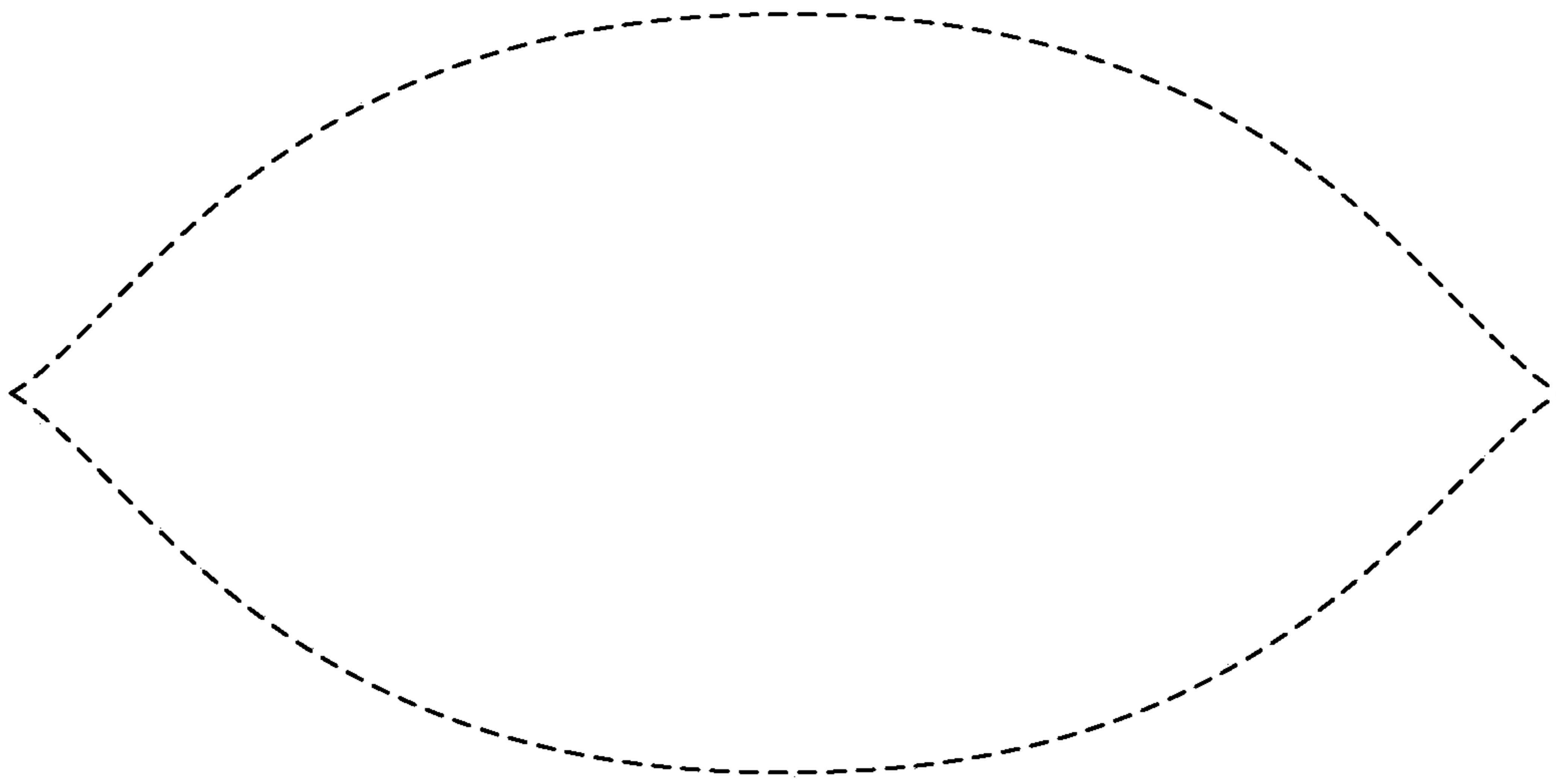


Fig. 14