



US00D989609S

(12) **United States Design Patent**  
**Anantha et al.**

(10) **Patent No.:** **US D989,609 S**  
(45) **Date of Patent:** **\*\* Jun. 20, 2023**

(54) **FILAMENT SPOOL**

(71) Applicant: **MakerBot Industries, LLC**, Brooklyn, NY (US)

(72) Inventors: **Vishnu Anantha**, Brooklyn, NY (US);  
**Rinko Lucia Maeshima**, Brooklyn, NY (US)

(73) Assignee: **MakerBot Industries, LLC**, Brooklyn, NY (US)

(\*\*) Term: **15 Years**

(21) Appl. No.: **29/806,976**

(22) Filed: **Sep. 8, 2021**

(51) **LOC (14) Cl.** ..... **08-05**

(52) **U.S. Cl.**  
USPC ..... **D8/358; D8/354**

(58) **Field of Classification Search**  
USPC ..... D8/356, 354, 388, 323, 324, 330, 325, D8/327, 331, 36, 353, 338; D14/475, D14/366, 367, 442, 478, 260.1, 161, 484, D14/496; D15/122, 138, 140, 66, 72, 78, D15/16, 67  
CPC . B29C 37/00; B29C 37/0003; B29C 37/0053; B29C 31/00; B29C 31/002; B29C 31/02; B29C 31/04; B29C 67/0055; B29C 67/0085; B65H 2701/52; B65H 49/322; B65H 63/036; B65H 63/086; B65H 75/28; B65H 2701/33; B65H 75/403; B65H 75/441; B65H 54/585; H02G 11/02; A01K 89/003; H04M 1/15; A01D 34/822; A47L 9/26; H04R 1/1033; Y10S 24/909; A62C 33/04; B08B 2203/0276; B21C 47/28; D05B 43/00; D05B 57/00; D05B 57/02; D05B 57/04; D05B 57/06; D05B 57/08; D05B 7/16; D05B 57/18; D05B 57/20; D05B 57/22; D05B 57/24; D05B 57/26; D05B 57/28; D05B 57/30; D05B 59/00; D05B 59/02; D05B 59/04

See application file for complete search history.

(56) **References Cited**

U.S. PATENT DOCUMENTS

2,479,946 A \* 8/1949 Lofgren ..... D06F 53/045  
242/396.2  
D215,646 S \* 10/1969 Anderson ..... D8/358  
D240,192 S \* 6/1976 Balmar, Jr. .... D8/358  
D359,440 S \* 6/1995 Stewart ..... D8/358

(Continued)

*Primary Examiner* — Eliza Z Harvey

*Assistant Examiner* — Kayla Marie Bennett

(74) *Attorney, Agent, or Firm* — Strategic Patents, P.C.

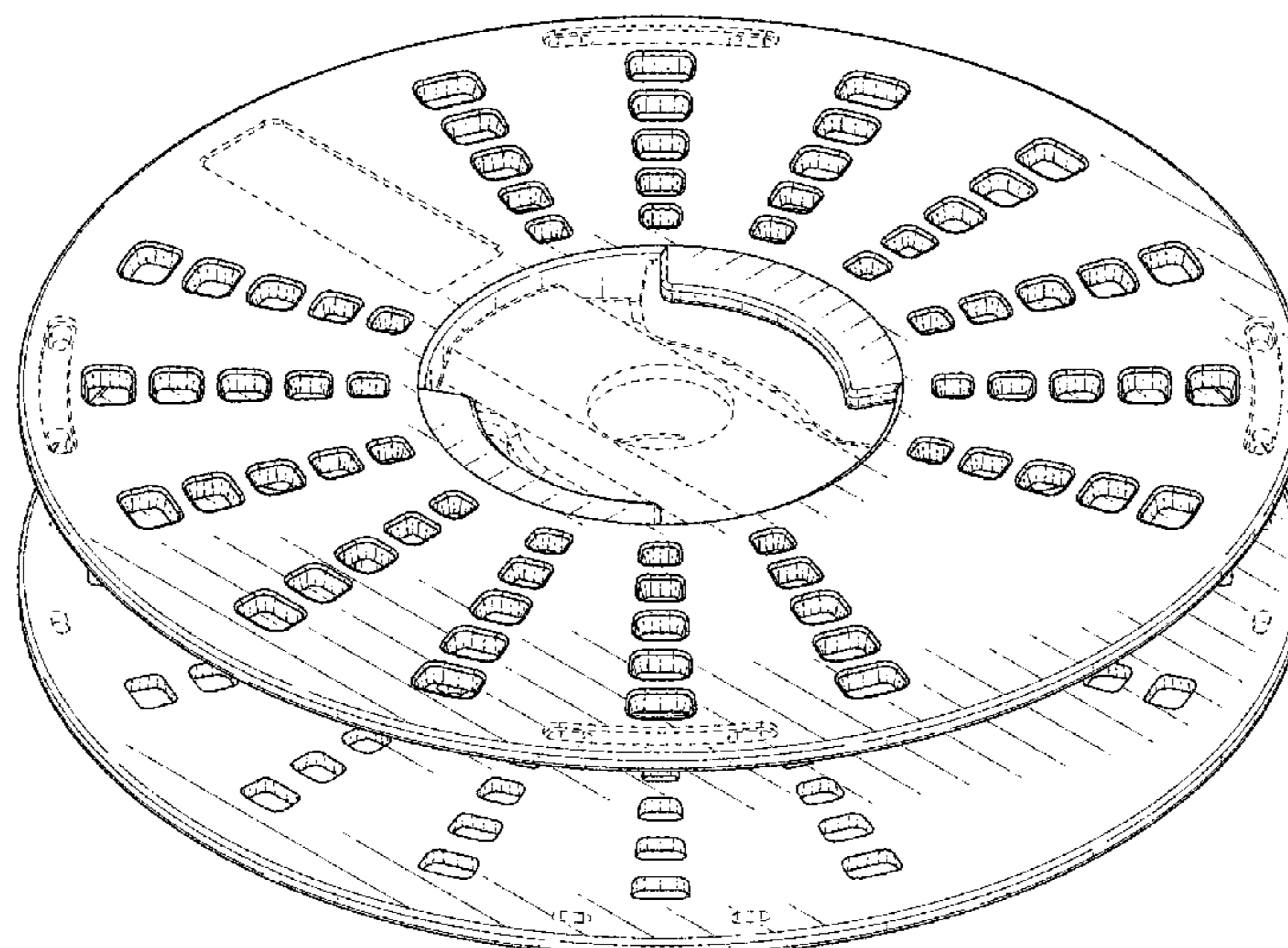
(57) **CLAIM**

The ornamental design for a filament spool, as shown and described.

**DESCRIPTION**

FIG. 1 is a top perspective view of a design for a filament spool;  
FIG. 2 is a front view thereof;  
FIG. 3 is a rear view thereof;  
FIG. 4 is a left side view thereof;  
FIG. 5 is a right side view thereof;  
FIG. 6 is a top view thereof;  
FIG. 7 is a bottom view thereof; and  
FIG. 8 is a bottom perspective view thereof.  
FIG. 9 is a top perspective view of a design for a filament spool;  
FIG. 10 is a front view thereof;  
FIG. 11 is a rear view thereof;  
FIG. 12 is a left side view thereof;  
FIG. 13 is a right side view thereof;  
FIG. 14 is a top view thereof;  
FIG. 15 is a bottom view thereof; and,  
FIG. 16 is a bottom perspective view thereof.  
The broken lines in the drawings depict portions of the filament spool that form no part of claimed design.

**1 Claim, 12 Drawing Sheets**



(56)

References Cited

U.S. PATENT DOCUMENTS

D388,692 S *	1/1998	Anderson	.....	D8/358	D811,860 S *	3/2018	De Nora	.....	D8/356
D390,093 S *	2/1998	Spear	.....	D8/358	D813,653 S *	3/2018	Gubbins	.....	D8/358
D408,720 S *	4/1999	Sheng	.....	D8/359	D848,824 S *	5/2019	Wilcox	.....	D8/358
D436,520 S *	1/2001	Bulman	.....	D8/358	D850,242 S *	6/2019	Gubbins	.....	D8/358
D478,498 S *	8/2003	Ito	.....	D8/358	D871,194 S *	12/2019	Watanabe	.....	D8/356
D491,048 S *	6/2004	Cornier	.....	D8/358	D875,509 S *	2/2020	Schweiss	.....	D8/358
D504,806 S *	5/2005	Basaran	.....	D8/358	D891,908 S *	8/2020	Ito	.....	D8/358
D557,118 S *	12/2007	Linginfelter	.....	D8/358	D897,824 S *	10/2020	Lewis	.....	D8/356
D650,787 S *	12/2011	Taatjes	.....	D14/475	D900,176 S *	10/2020	Anantha	.....	D15/138
D655,369 S *	3/2012	Hafner	.....	D22/137	D900,178 S *	10/2020	Anantha	.....	D15/138
D705,643 S *	5/2014	Siboni	.....	D8/358	D904,863 S *	12/2020	Schweiss	.....	D8/358
D730,952 S *	6/2015	Siboni	.....	D8/358	D951,071 S *	5/2022	Kosturko	.....	D8/358
D737,347 S *	8/2015	Anantha	.....	D15/122	D957,233 S *	7/2022	Yui	.....	D8/358
D741,149 S *	10/2015	Koop	.....	D8/356	D963,468 S *	9/2022	Gardner	.....	D8/358
D747,374 S *	1/2016	Anantha	.....	D15/122	2007/0001050 A1 *	1/2007	Taatjes	.....	B29C 64/25 242/598.6
D748,456 S *	2/2016	Siboni	.....	D8/358	2010/0096485 A1 *	4/2010	Taatjes	.....	B65H 49/322 242/615
D748,969 S *	2/2016	Siboni	.....	D8/358	2010/0096489 A1 *	4/2010	Taatjes	.....	B29C 64/118 242/520
D755,040 S *	5/2016	Ito	.....	D8/358	2022/0324171 A1 *	10/2022	Neumann	.....	B65H 75/22
D808,250 S *	1/2018	Chang	.....	D8/356					

\* cited by examiner



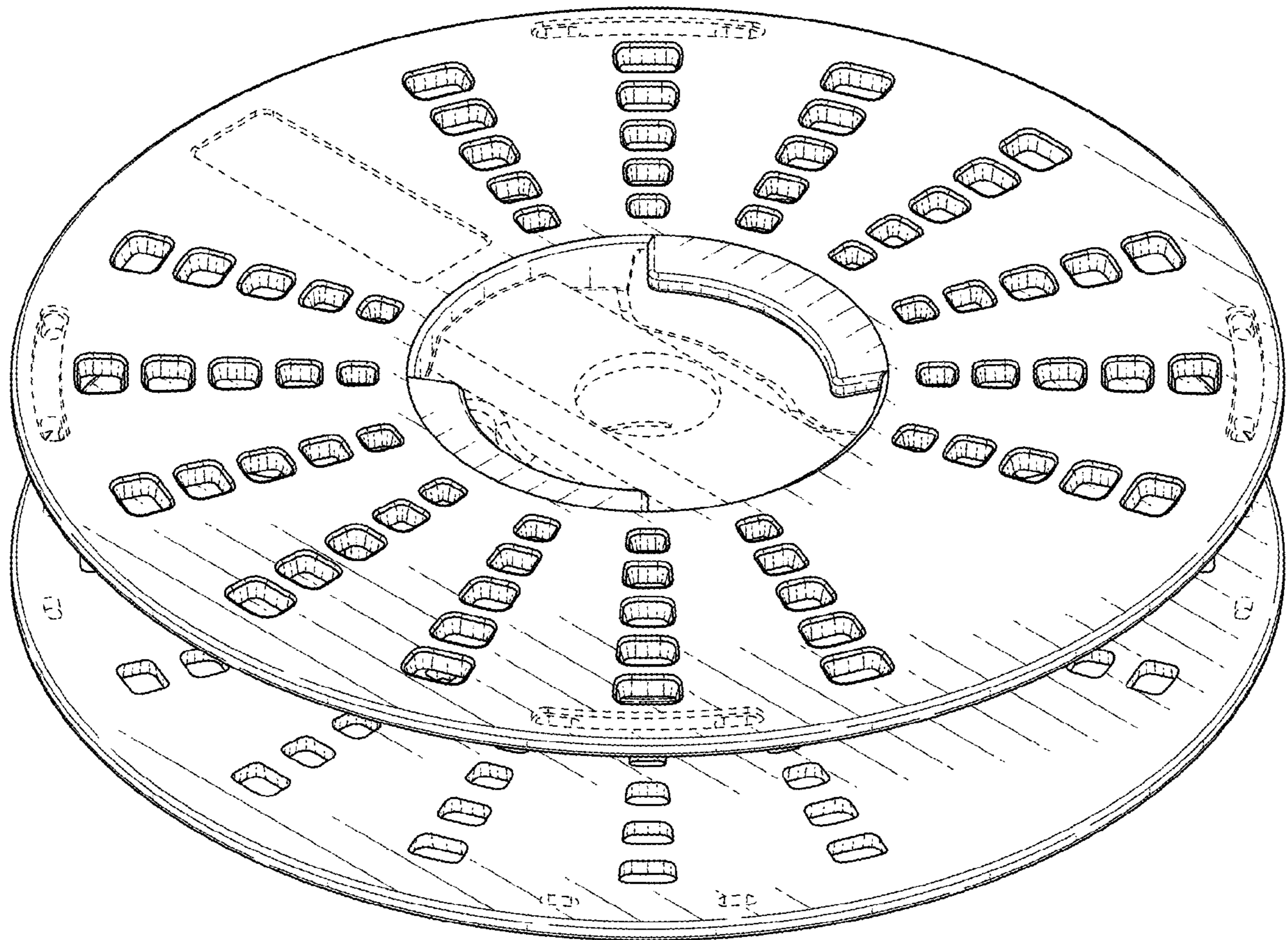


FIG. 1

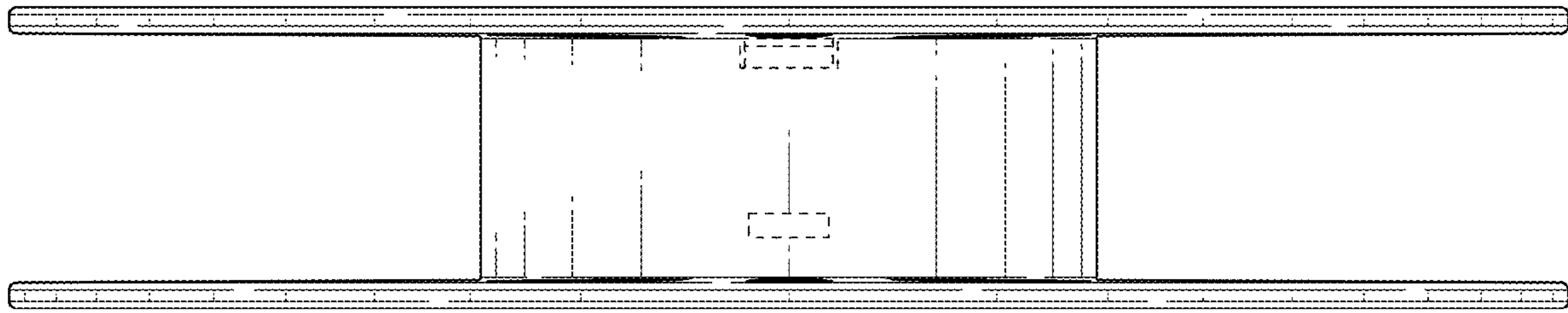


FIG. 2

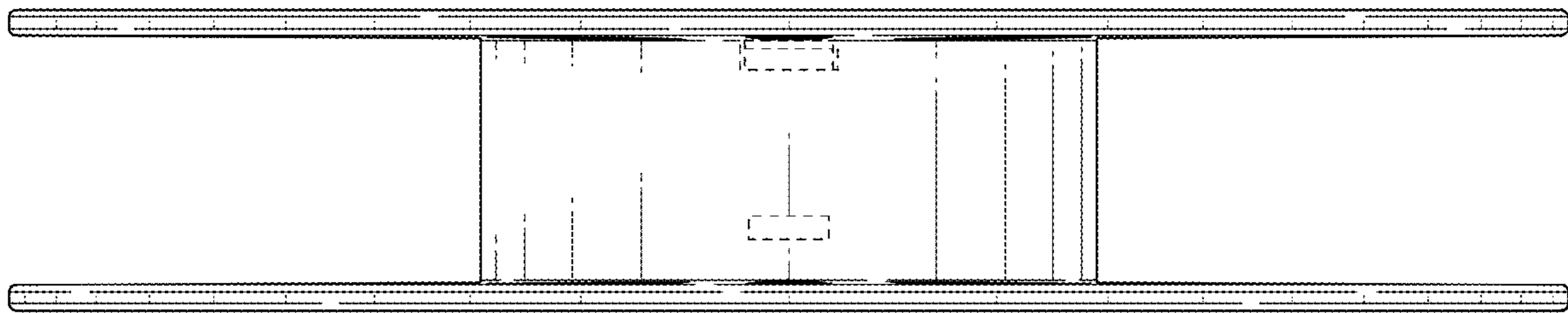


FIG. 3

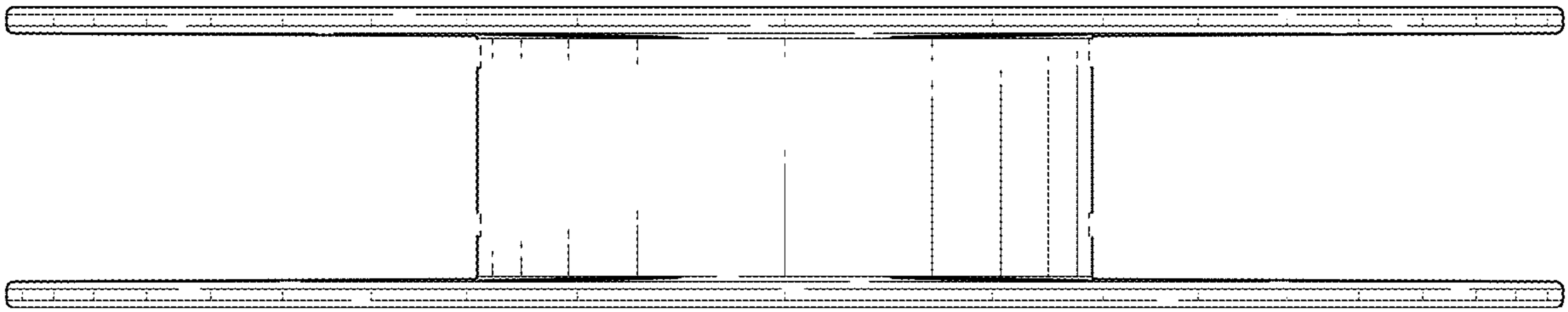


FIG. 4

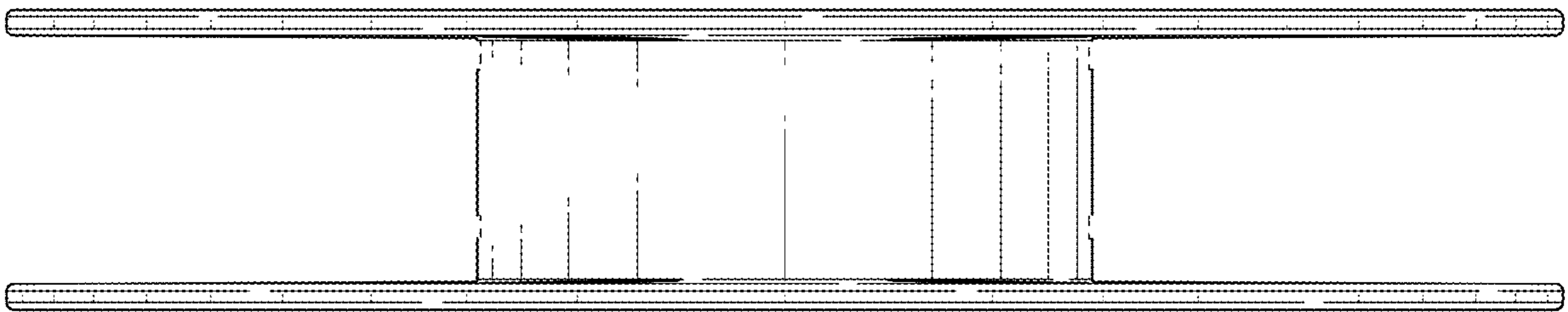


FIG. 5

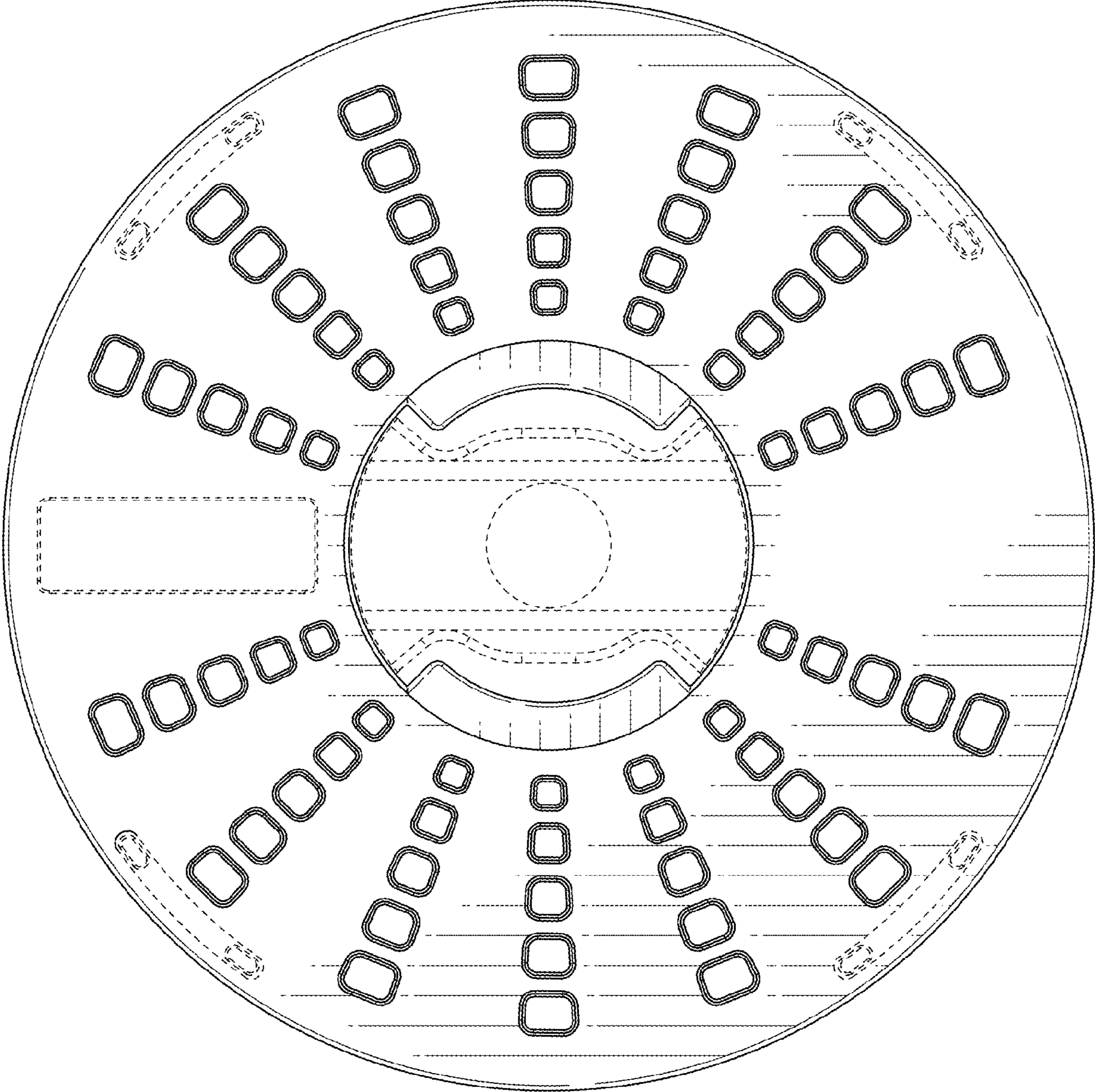


FIG. 6



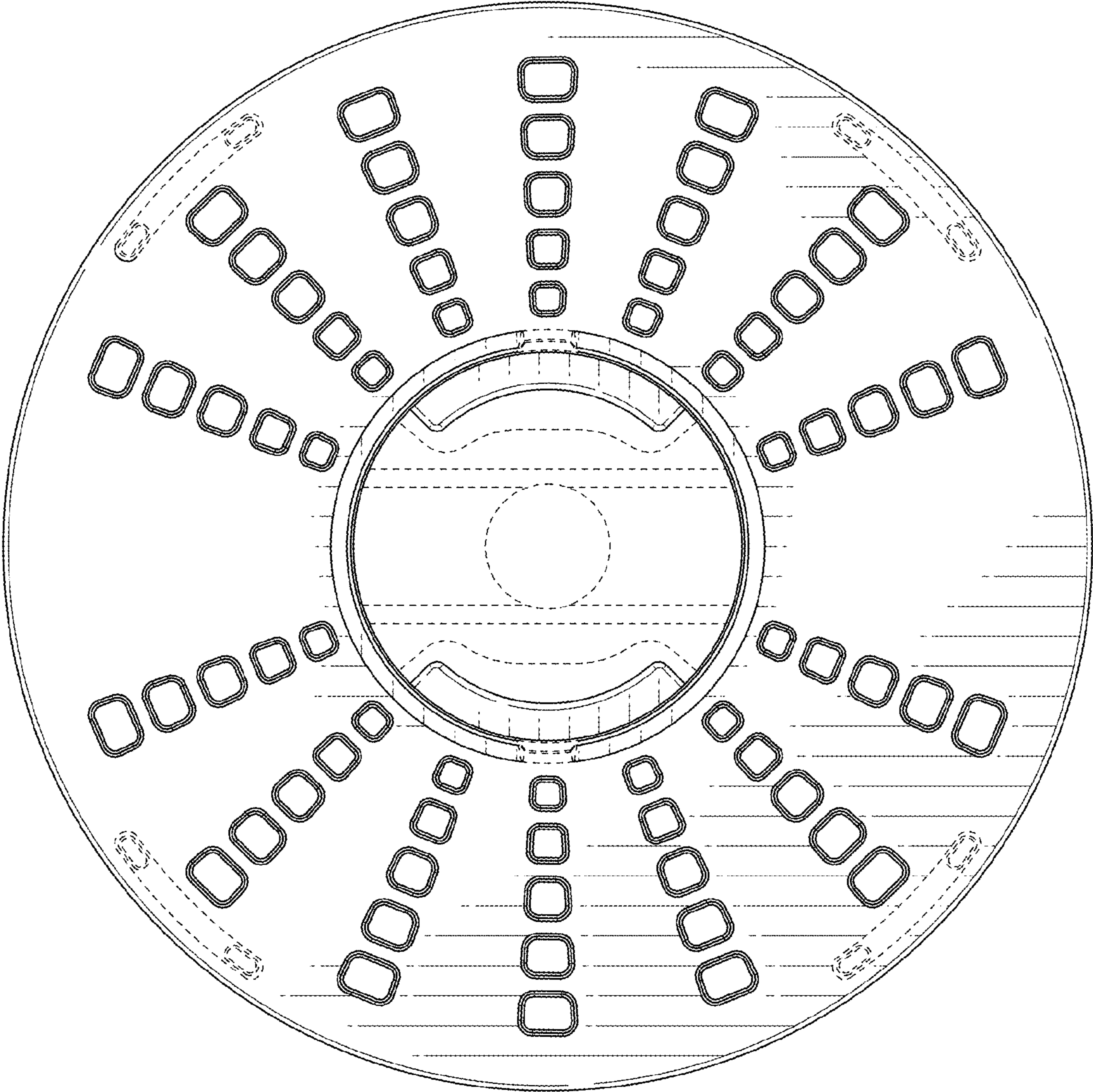


FIG. 7

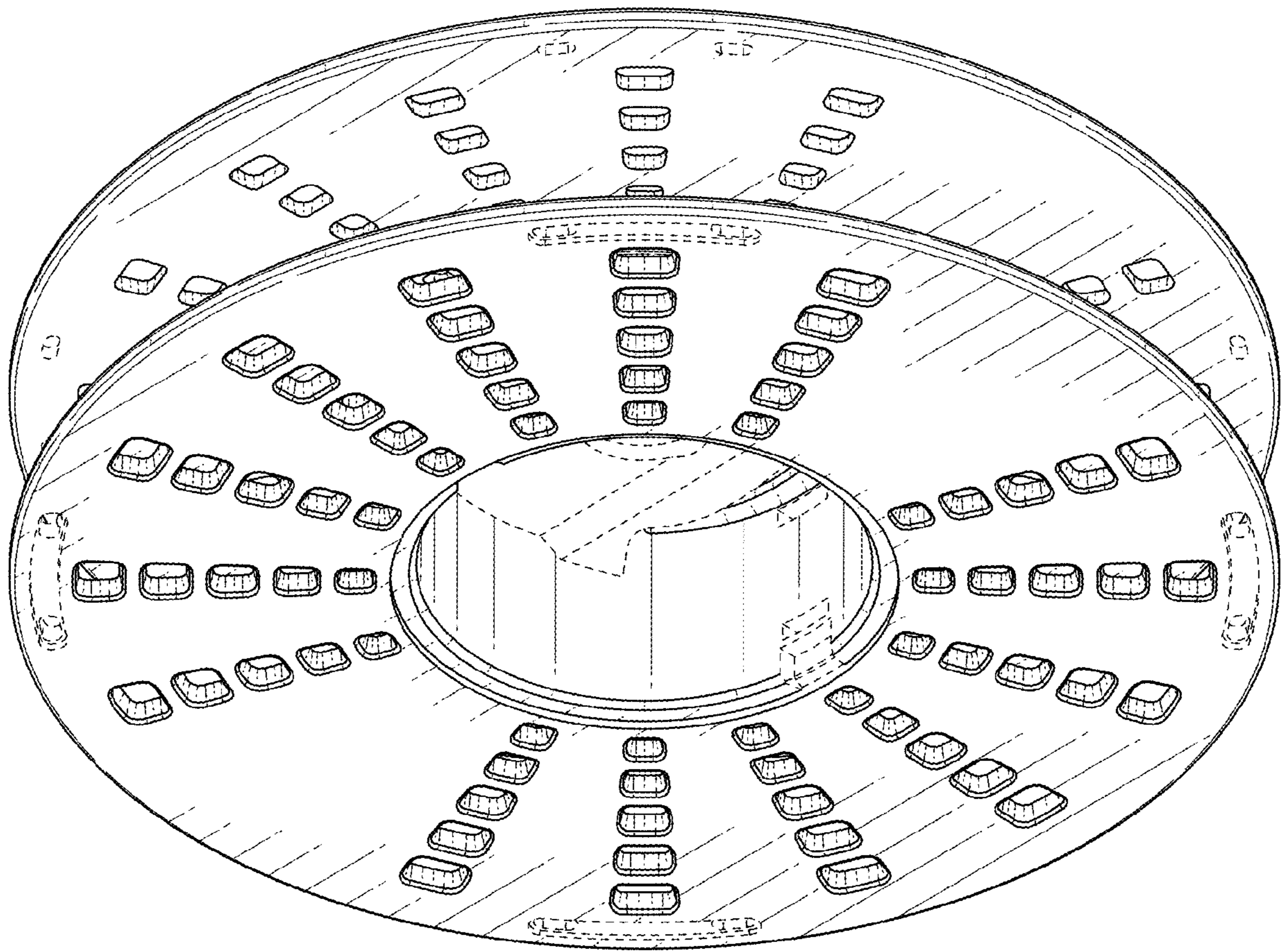


FIG. 8



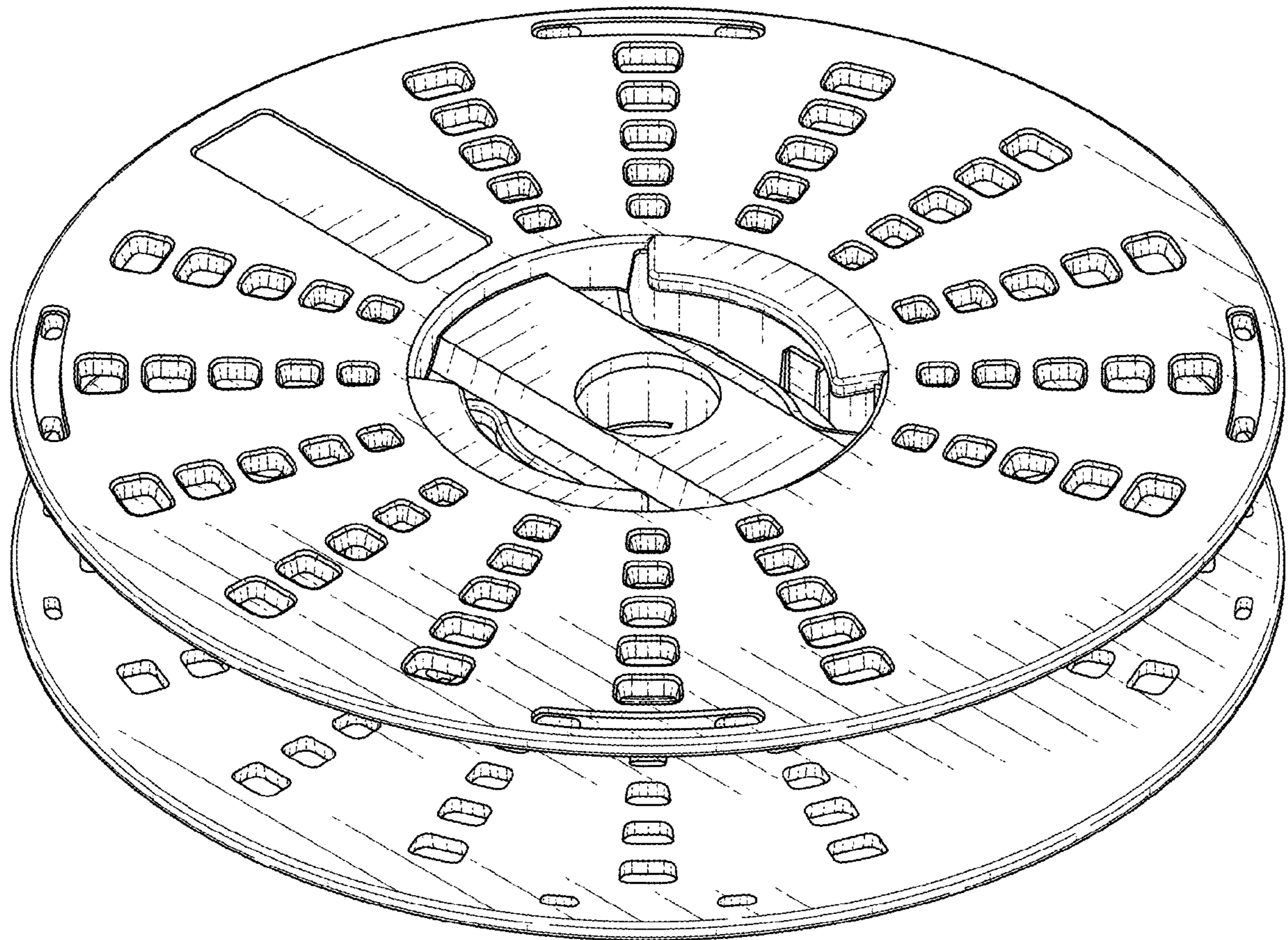


FIG. 9

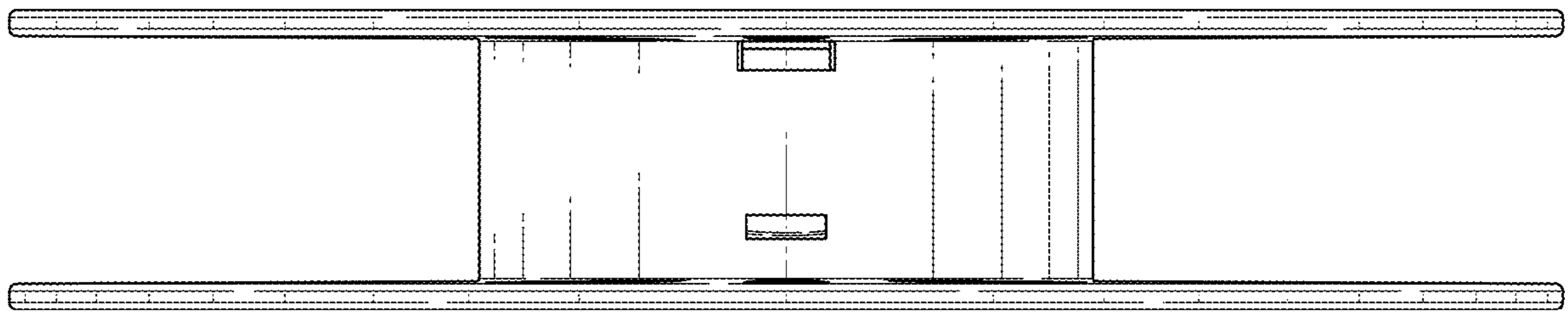


FIG. 10

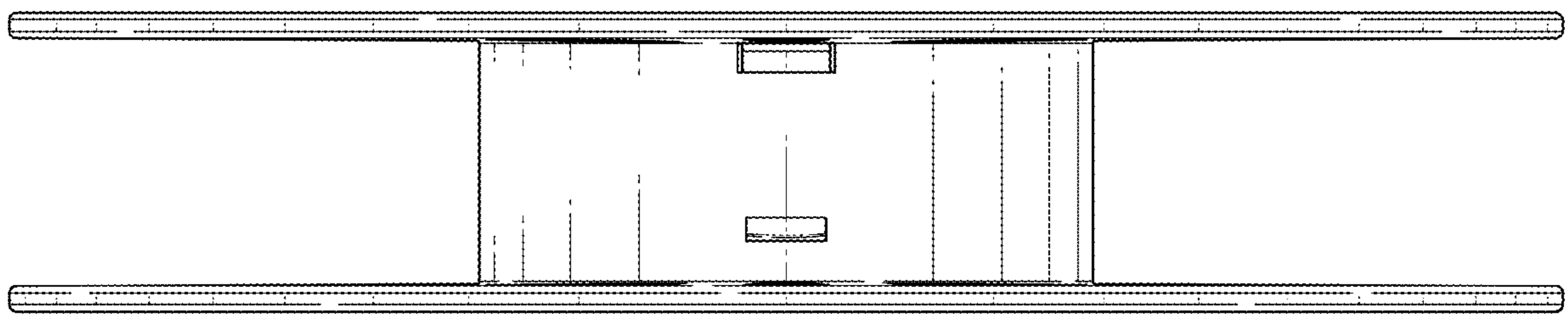


FIG. 11

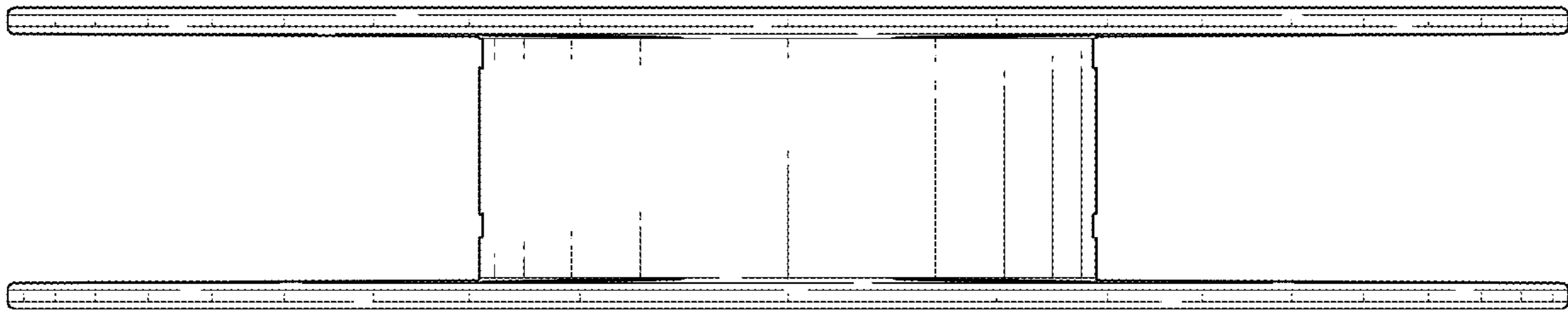


FIG. 12

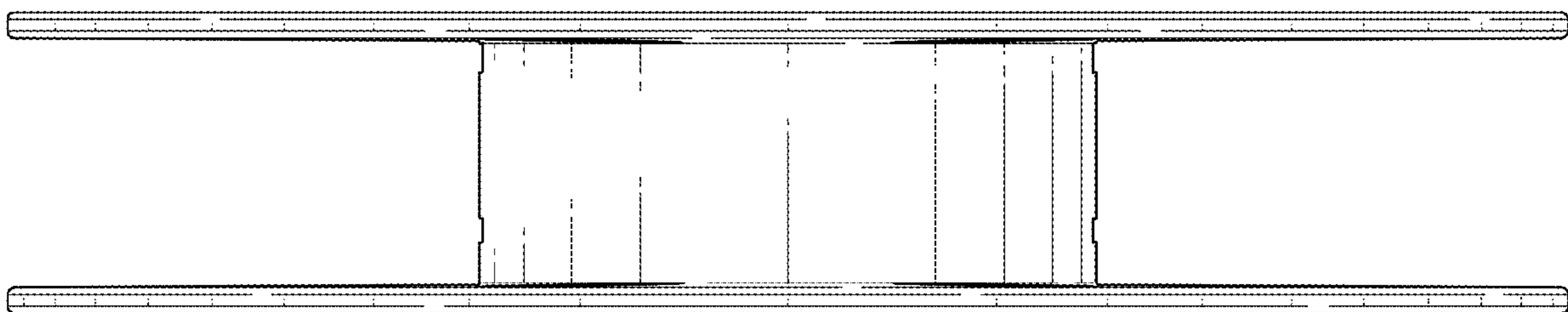


FIG. 13



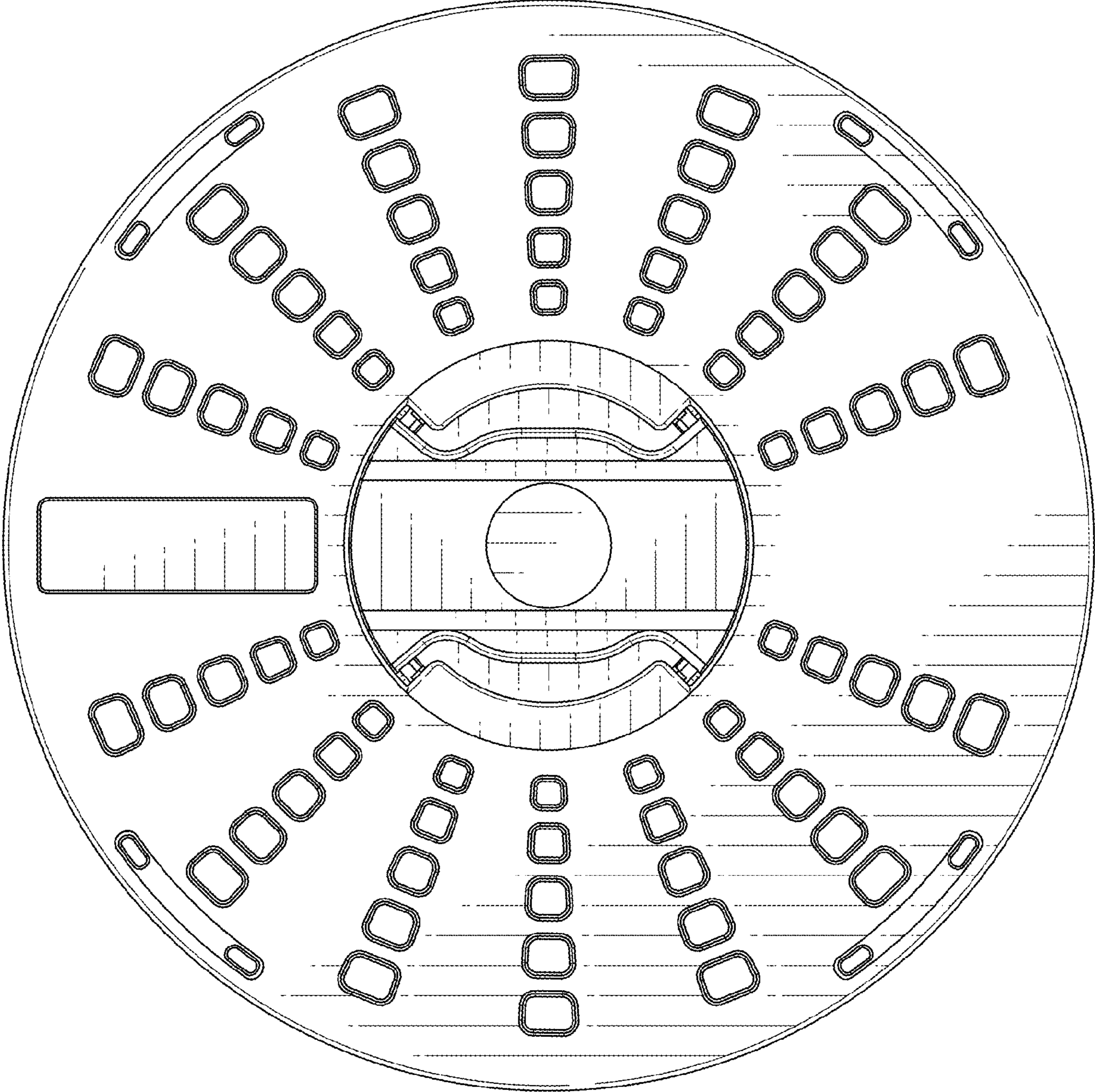


FIG. 14

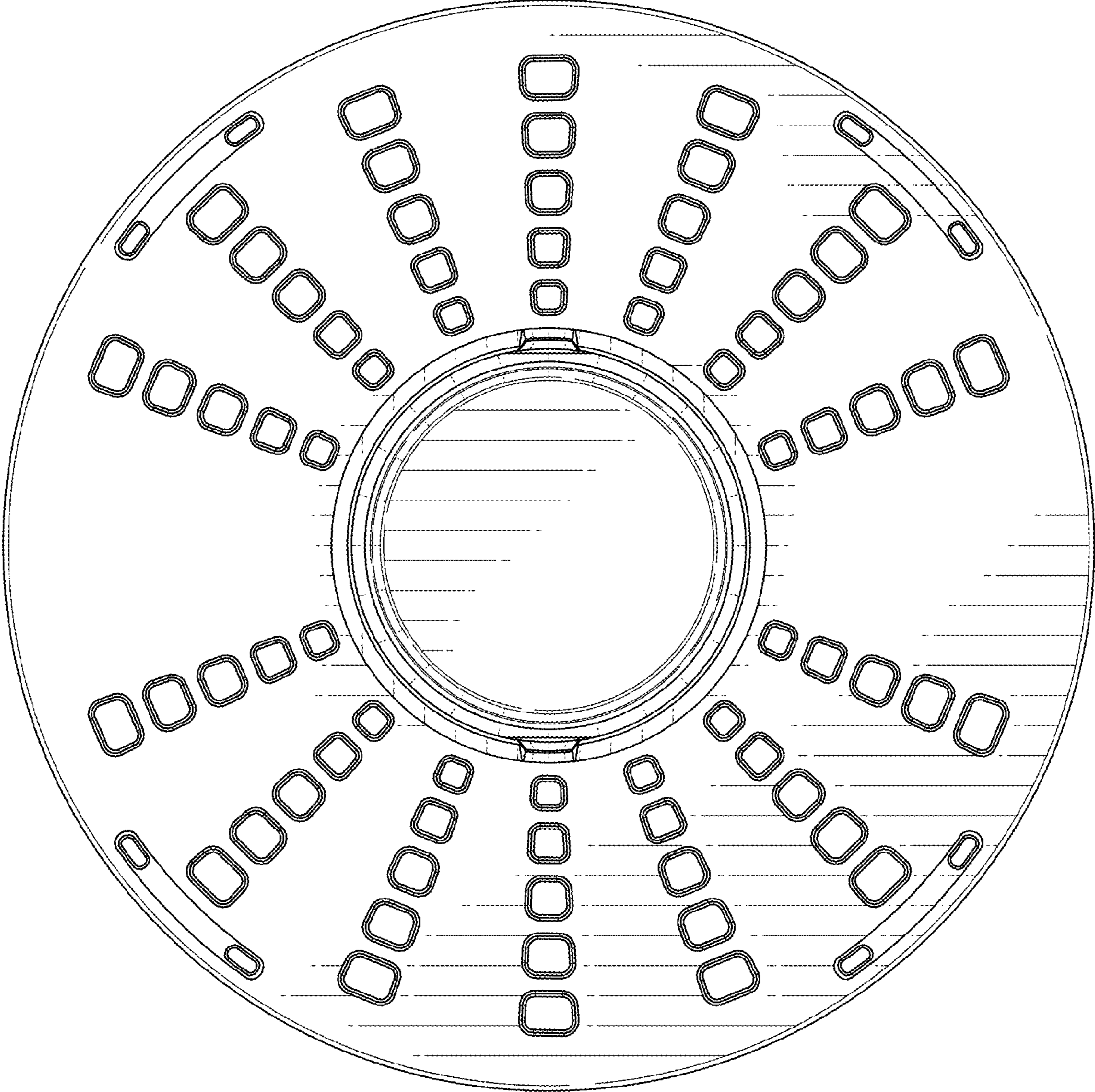


FIG. 15



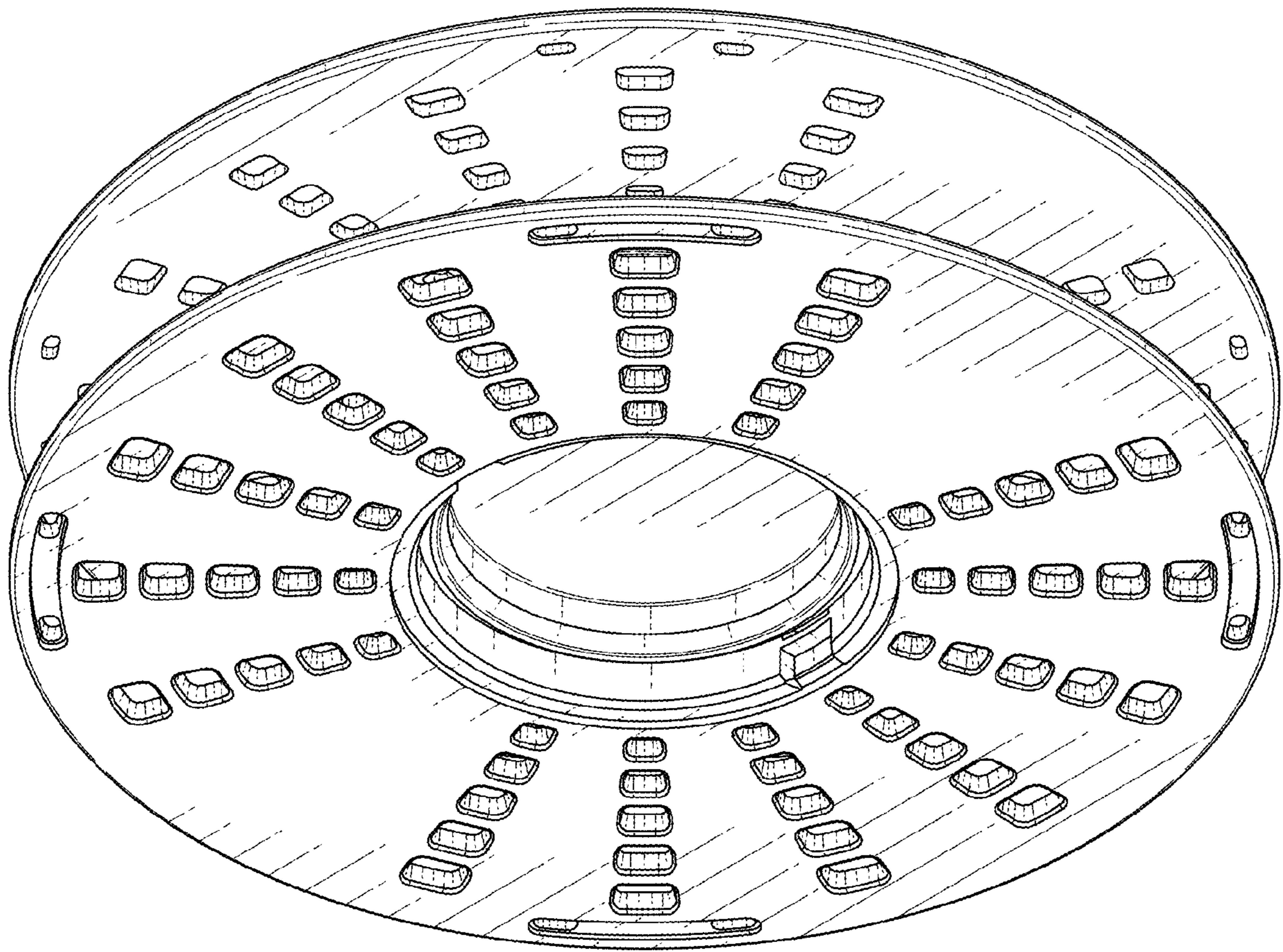


FIG. 16