



US00D989605S

(12) **United States Design Patent** (10) **Patent No.:** **US D989,605 S**
Schwartz (45) **Date of Patent:** **** Jun. 20, 2023**

(54) **UNDERGROUND PLUMBING TARGET**
(71) Applicant: **Curtis Alan Schwartz**, Las Vegas, NV (US)
(72) Inventor: **Curtis Alan Schwartz**, Las Vegas, NV (US)
(**) Term: **15 Years**
(21) Appl. No.: **29/776,955**

D716,638 S 11/2014 McDonald
D850,240 S 6/2019 Breda
10,626,596 B2 4/2020 Espinosa
D902,015 S * 11/2020 Priola D8/354
D915,180 S * 4/2021 Priola D8/354
D951,064 S * 5/2022 Frelich D8/354
D953,844 S * 6/2022 Mulpuri D8/354
D971,006 S * 11/2022 Schwartz D8/354
D974,878 S * 1/2023 Bond D8/354
D977,327 S * 2/2023 Cope D8/354
D978,799 S * 2/2023 Steininger D13/128
2012/0159758 A1 6/2012 Griffith
2019/0376622 A1 12/2019 Thuston et al.

(22) Filed: **Apr. 1, 2021**
(51) **LOC (14) Cl.** **08-05**
(52) **U.S. Cl.**
USPC **D8/354**
(58) **Field of Classification Search**
USPC D8/349, 354-355, 373, 376-377, 363,
D8/380-382, 387, 391, 393, 400-402,
D8/404, 61, 70-71, 90-91, 62-63, 94;
D12/223, 414, 400, 406; D15/138;
D25/119-122, 124-127, 133-134;
D6/524, 546, 549-550; D9/443-445, 454
CPC F16L 3/00; F16L 3/223; F16L 3/01; F16L
3/06; F16L 3/04; F16L 3/1025; F16L
3/2235; F16L 3/227
See application file for complete search history.

OTHER PUBLICATIONS

Plumbing Targets, <https://plumbingtargets.com/>, Mar. 7, 2023 (Year: 2023).*

* cited by examiner

Primary Examiner — Karen S Acker
Assistant Examiner — Elizabeth S Ko
(74) *Attorney, Agent, or Firm* — Goldstein Law Offices, P.C.

(57) **CLAIM**

The ornamental design for a underground plumbing target, as shown and described.

(56) **References Cited**

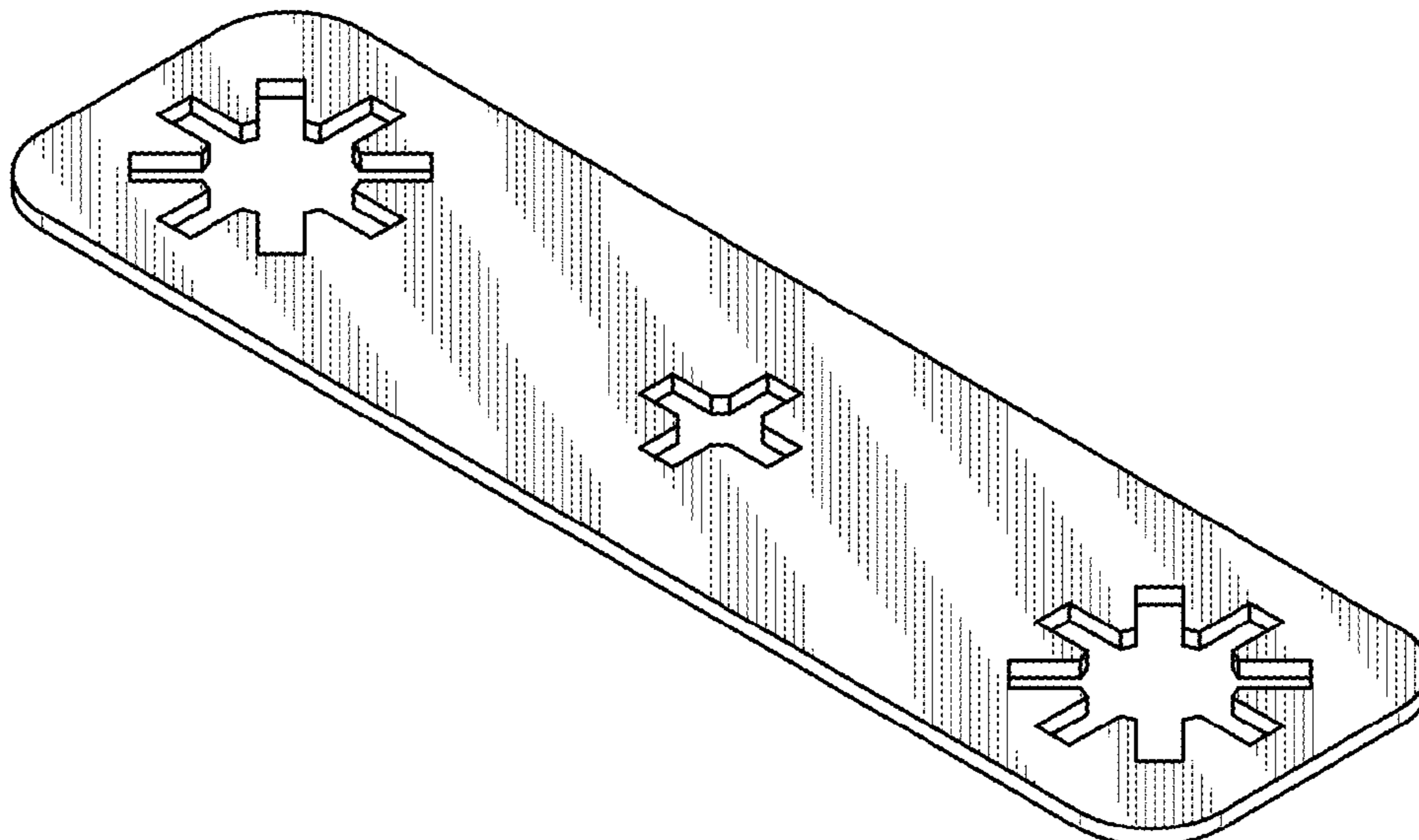
U.S. PATENT DOCUMENTS

3,815,250 A 6/1974 Roodvoets
4,061,322 A 12/1977 Le Blanc
5,050,824 A 9/1991 Hubbard
D362,382 S 9/1995 Cloud
D375,888 S * 11/1996 Loitherstein D8/354
6,077,000 A 6/2000 Gibbons et al.
6,158,066 A 12/2000 Brown et al.
D489,960 S * 5/2004 Grendahl D8/354
6,945,735 B1 9/2005 Doverspike
D658,972 S * 5/2012 Virgin D8/349
8,226,051 B2 7/2012 Brown et al.
8,376,290 B2 2/2013 Tollefson

DESCRIPTION

FIG. 1 is a perspective view of an underground plumbing target.
FIG. 2 is a front elevational view of the underground plumbing target of FIG. 1.
FIG. 3 is a rear elevational view thereof.
FIG. 4 is a top plan view thereof.
FIG. 5 is a bottom plan view thereof.
FIG. 6 is a left side elevational view thereof; and,
FIG. 7 is a right side elevational view thereof.

1 Claim, 4 Drawing Sheets



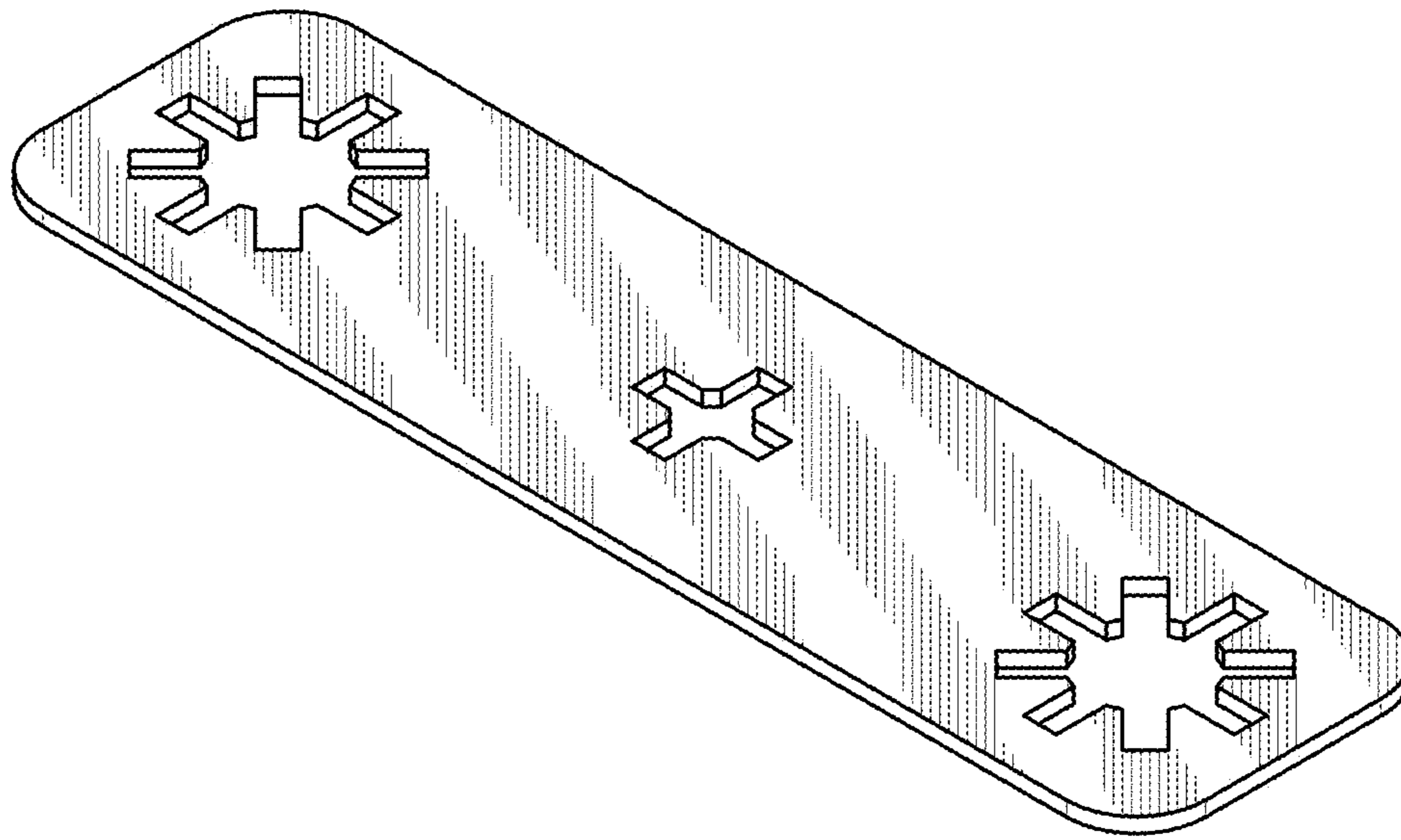


FIG. 1




FIG. 2




FIG. 3

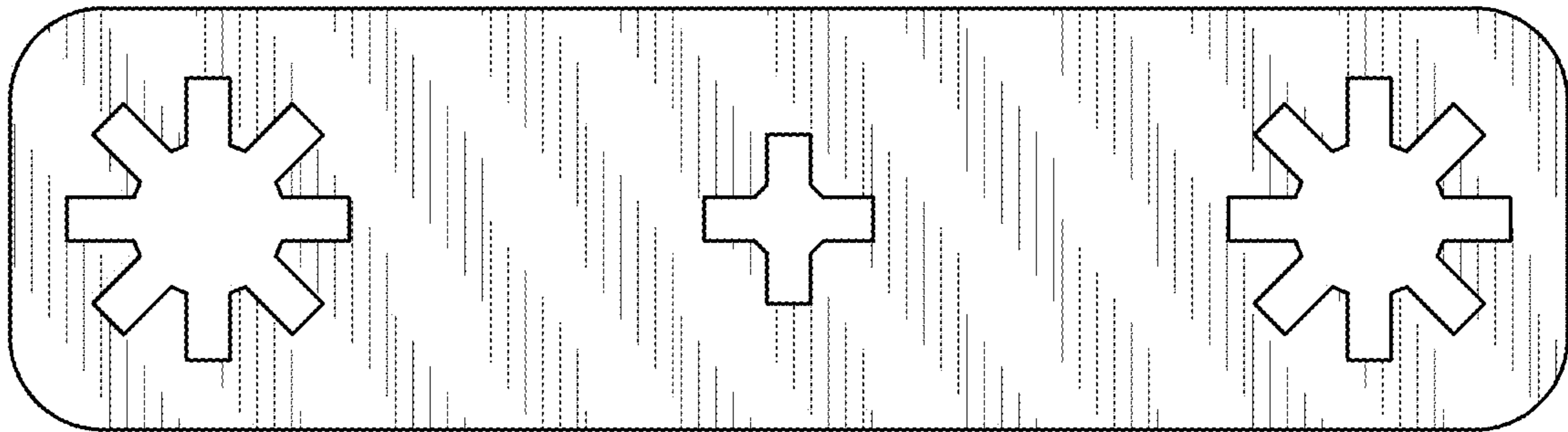


FIG. 4

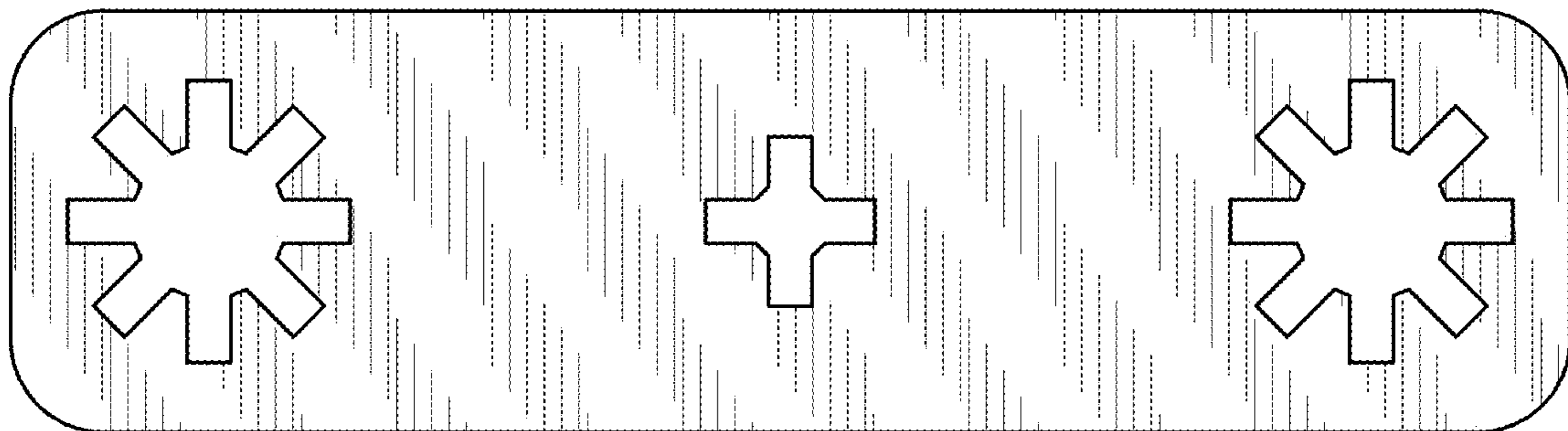


FIG. 5



FIG. 6




FIG. 7