



US00D989587S

(12) **United States Design Patent**
Lin

(10) **Patent No.:** **US D989,587 S**

(45) **Date of Patent:** **** Jun. 20, 2023**

- (54) **GRINDING TOOLS**
- (71) Applicant: **ZHEJIANG LONGXIANG TOOLS TECHNOLOGY CO., LTD.**, Zhejiang (CN)
- (72) Inventor: **Xiang Lin**, Zhejiang (CN)
- (73) Assignee: **ZHEJIANG LONGXIANG TOOLS TECHNOLOGY CO., LTD.**, Yueqing (CN)

D608,802 S *	1/2010	Ibarra	D15/139
D699,089 S *	2/2014	Quinn	D8/47
D738,102 S *	9/2015	Goldszer	D3/17
D779,904 S *	2/2017	Schneider	D8/47
D794,409 S *	8/2017	Anderson	D8/86
D853,212 S *	7/2019	Whited	D8/86
D905,770 S *	12/2020	Klamm	D15/139
10,875,147 B2 *	12/2020	Kim	B24B 41/04
D932,834 S *	10/2021	Wollam	D8/7
D937,643 S *	12/2021	Vogel	D8/14.1
D944,301 S *	2/2022	Li	D15/139

* cited by examiner

(**) Term: **15 Years**

Primary Examiner — Austin Murphy

(21) Appl. No.: **29/786,798**

(57) **CLAIM**

(22) Filed: **Jun. 2, 2021**

The ornamental design for grinding tools, as shown and described.

(30) **Foreign Application Priority Data**

May 17, 2021 (CN) 202130294873.9

DESCRIPTION

(51) **LOC (14) Cl.** **08-05**

(52) **U.S. Cl.**
USPC **D8/70; D14/411**

(58) **Field of Classification Search**
USPC D8/14, 20, 47, 70, 86; D15/139, 29;
D7/412; 451/470

CPC B25D 3/00; B25D 11/102; B25D 17/005
See application file for complete search history.


FIG. 1 is a perspective view of grinding tools showing our new design;
 FIG. 2 is a front view thereof;
 FIG. 3 is a back view thereof;
 FIG. 4 is a left view thereof;
 FIG. 5 is a right view thereof;
 FIG. 6 is an enlarged top view thereof;
 FIG. 7 is an enlarged bottom view thereof;
 FIG. 8 is a partially enlarged view of FIG. 1; and,
 FIG. 9 is another partially enlarged view of FIG. 1.
 The broken lines shown on the drawings depict portions of the grinding tools that form no part of the claimed design.

(56) **References Cited**

U.S. PATENT DOCUMENTS

D480,620 S *	10/2003	Tu	D19/171
D540,353 S *	4/2007	Bunning	D15/29

1 Claim, 9 Drawing Sheets



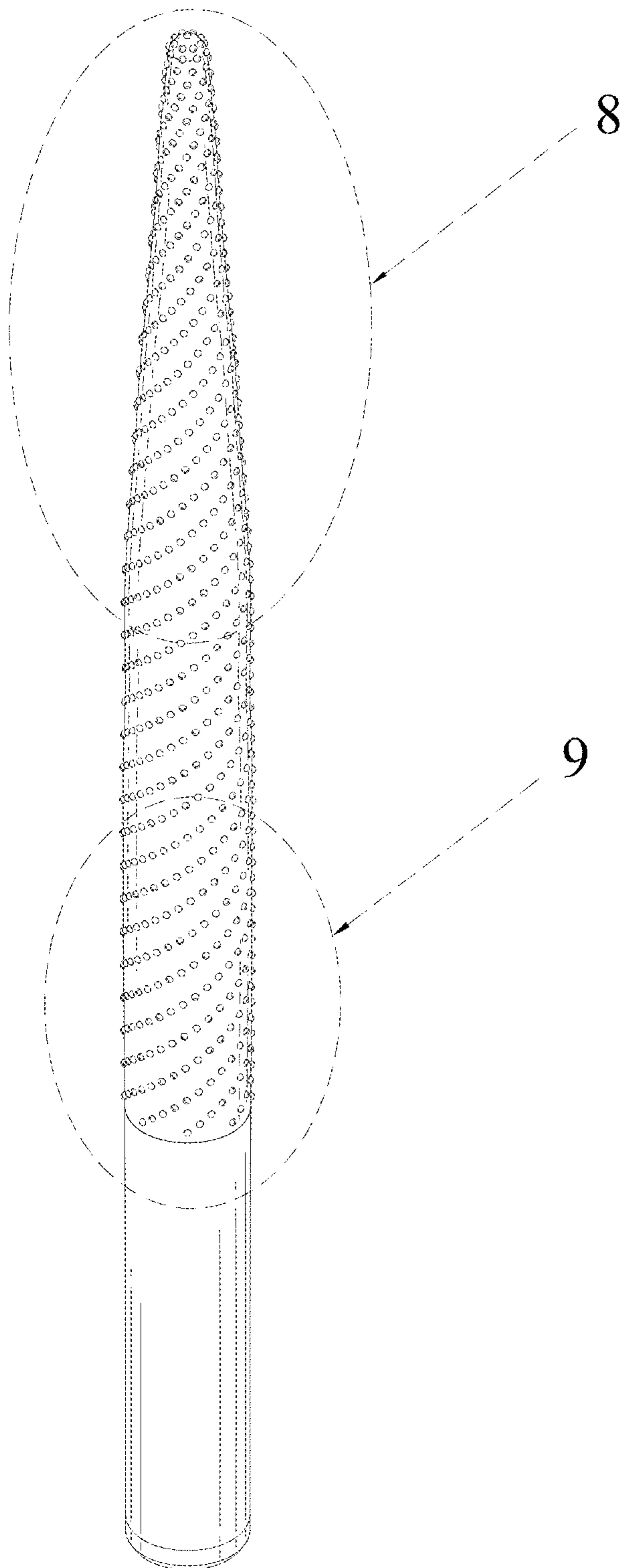


FIG. 1




FIG. 2




FIG. 3




FIG. 4

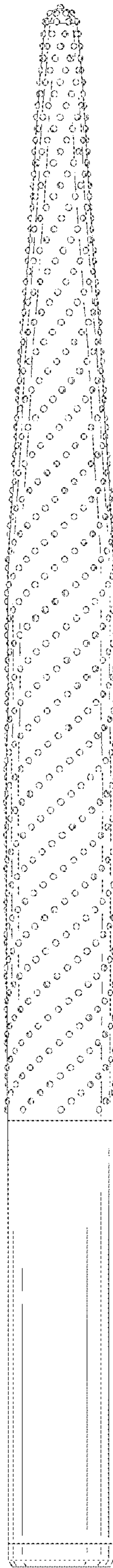


FIG. 5

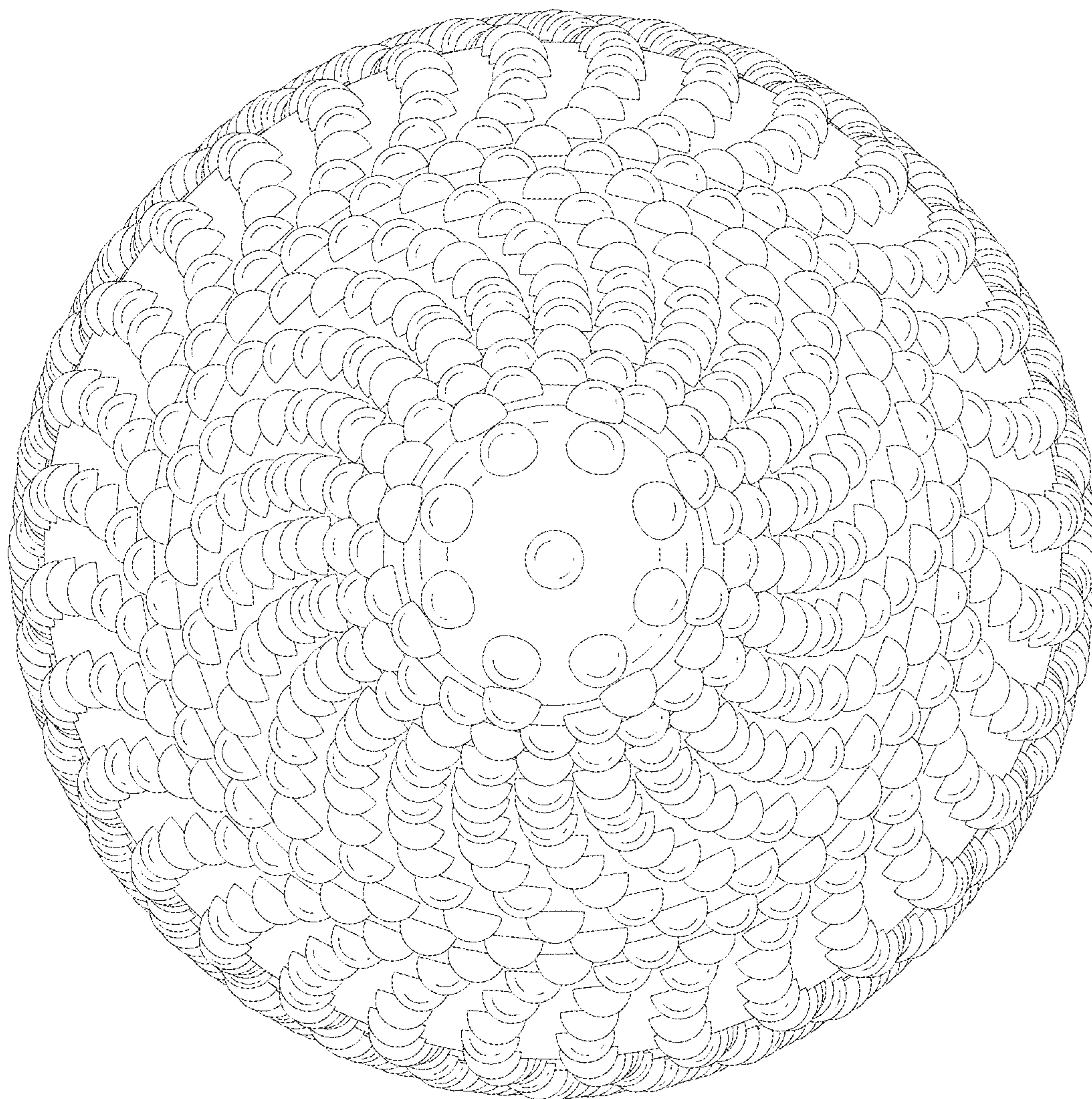


FIG. 6

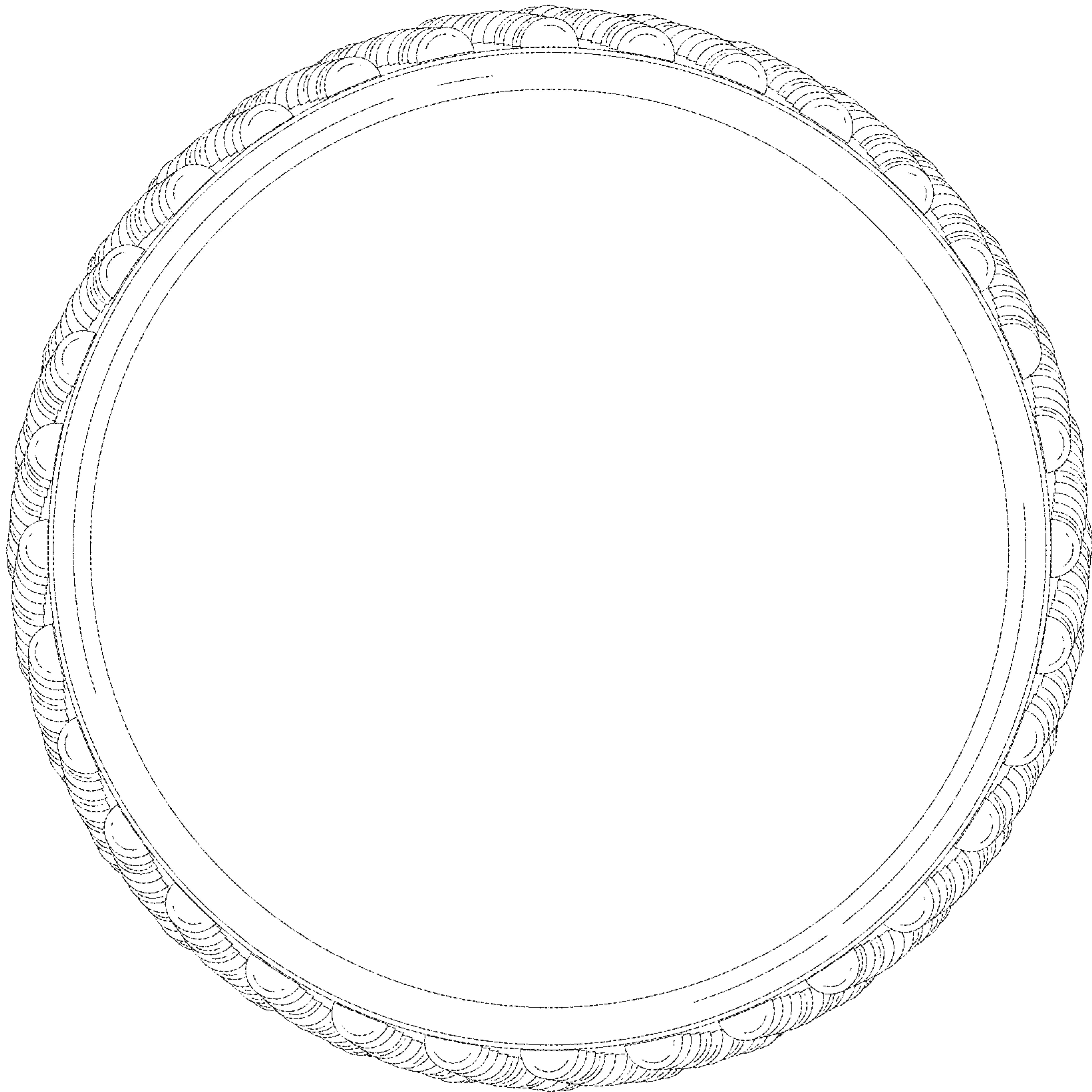


FIG. 7

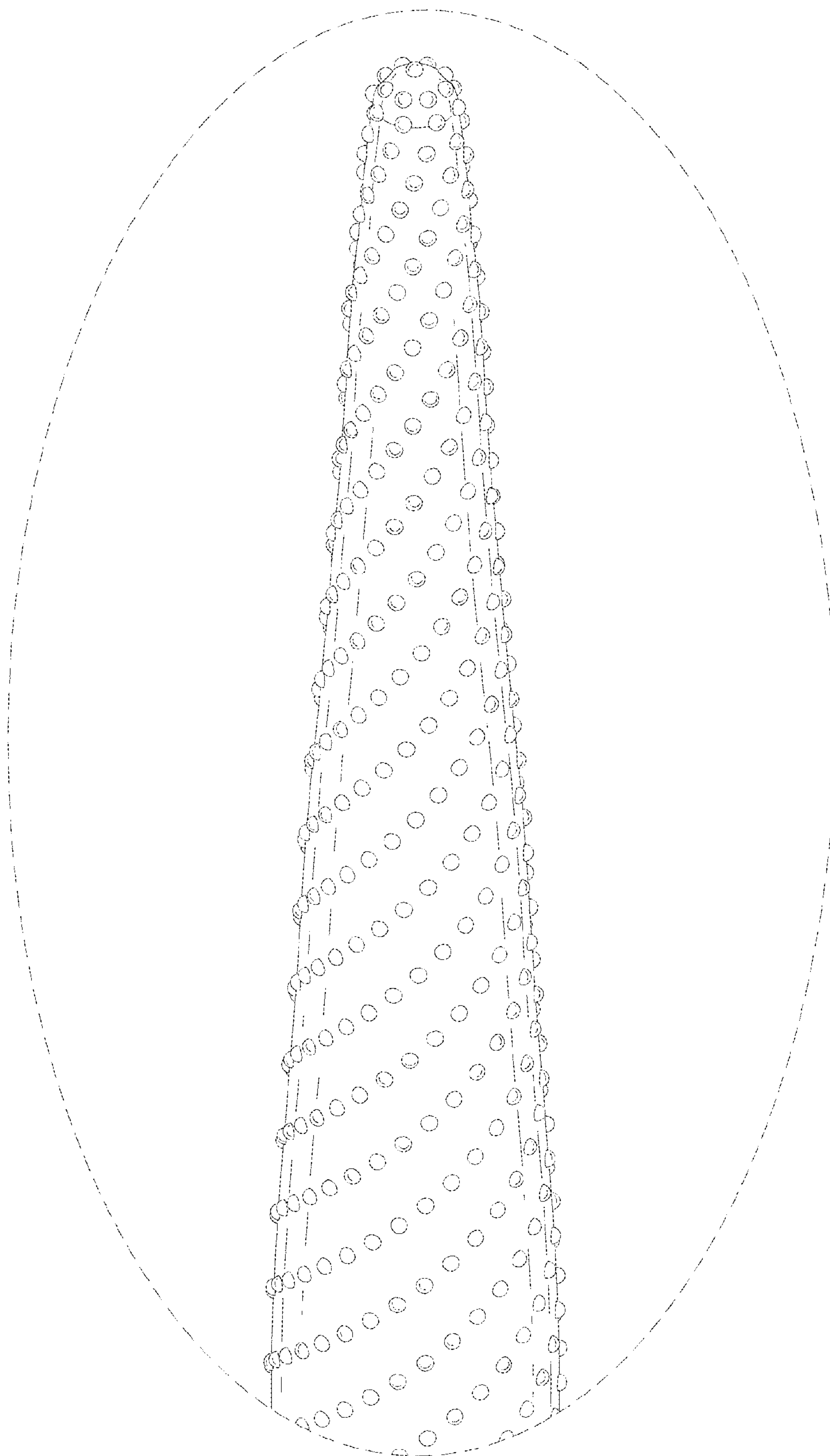


FIG. 8

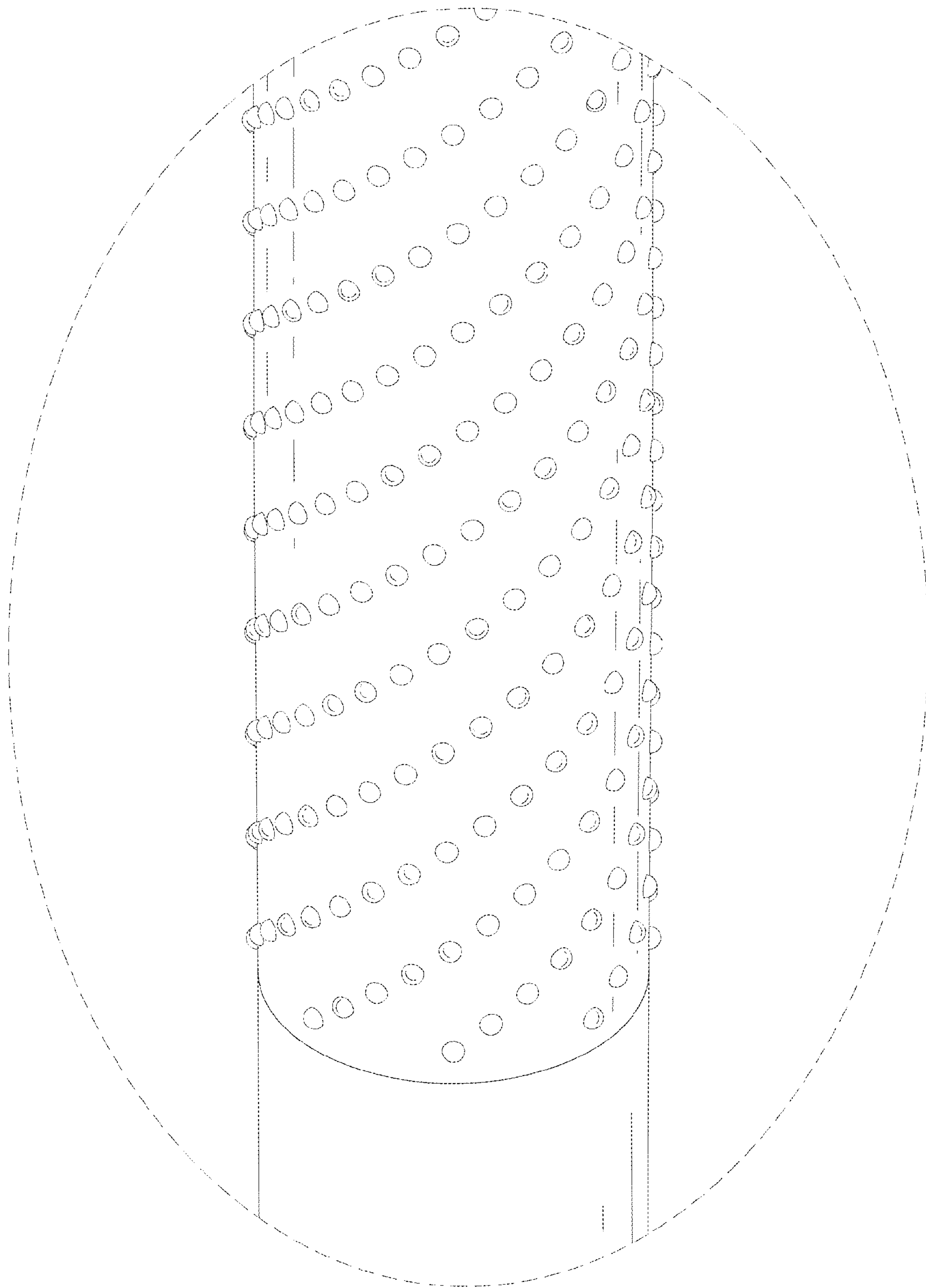


FIG. 9