



US00D989584S

(12) **United States Design Patent**  
**Griffin**

(10) **Patent No.:** **US D989,584 S**  
(45) **Date of Patent:** **\*\* Jun. 20, 2023**

(54) **TWO-JAW PULLER**

FOREIGN PATENT DOCUMENTS

(71) Applicant: **Leon Griffin**, Mount Pleasant, SC (US)

CN 304179019 \* 6/2017  
CN 304339426 \* 11/2017

(72) Inventor: **Leon Griffin**, Mount Pleasant, SC (US)

(Continued)

(\*\*) Term: **15 Years**

OTHER PUBLICATIONS

(21) Appl. No.: **29/801,091**

Pitman Arm Puller, Image upload date: Unknown, Image retrieved on: Dec. 11, 2022 (online), <<https://www.homedepot.com/p/GEARWRENCH-Pitman-Arm-Puller-2289D/205593396>>.\*

(22) Filed: **Jul. 26, 2021**

(Continued)

(51) **LOC (14) Cl.** ..... **08-05**

(52) **U.S. Cl.**  
USPC ..... **D8/51**

(58) **Field of Classification Search**  
USPC ..... D8/51, 59, 71, 72, 73, 74, 106; D12/400  
CPC ..... B25B 27/023; B25B 27/062; B25B 27/06;  
Y10T 29/53857; Y10T 29/53861; Y10T  
29/53865

See application file for complete search history.

*Primary Examiner* — S. Bryan Reinholdt, Jr.  
*Assistant Examiner* — Ieisha N Price  
(74) *Attorney, Agent, or Firm* — QuickPatents, LLC;  
Kevin Prince

(57) **CLAIM**

The ornamental design for a two-jaw puller, as shown and described.

(56) **References Cited**

**DESCRIPTION**

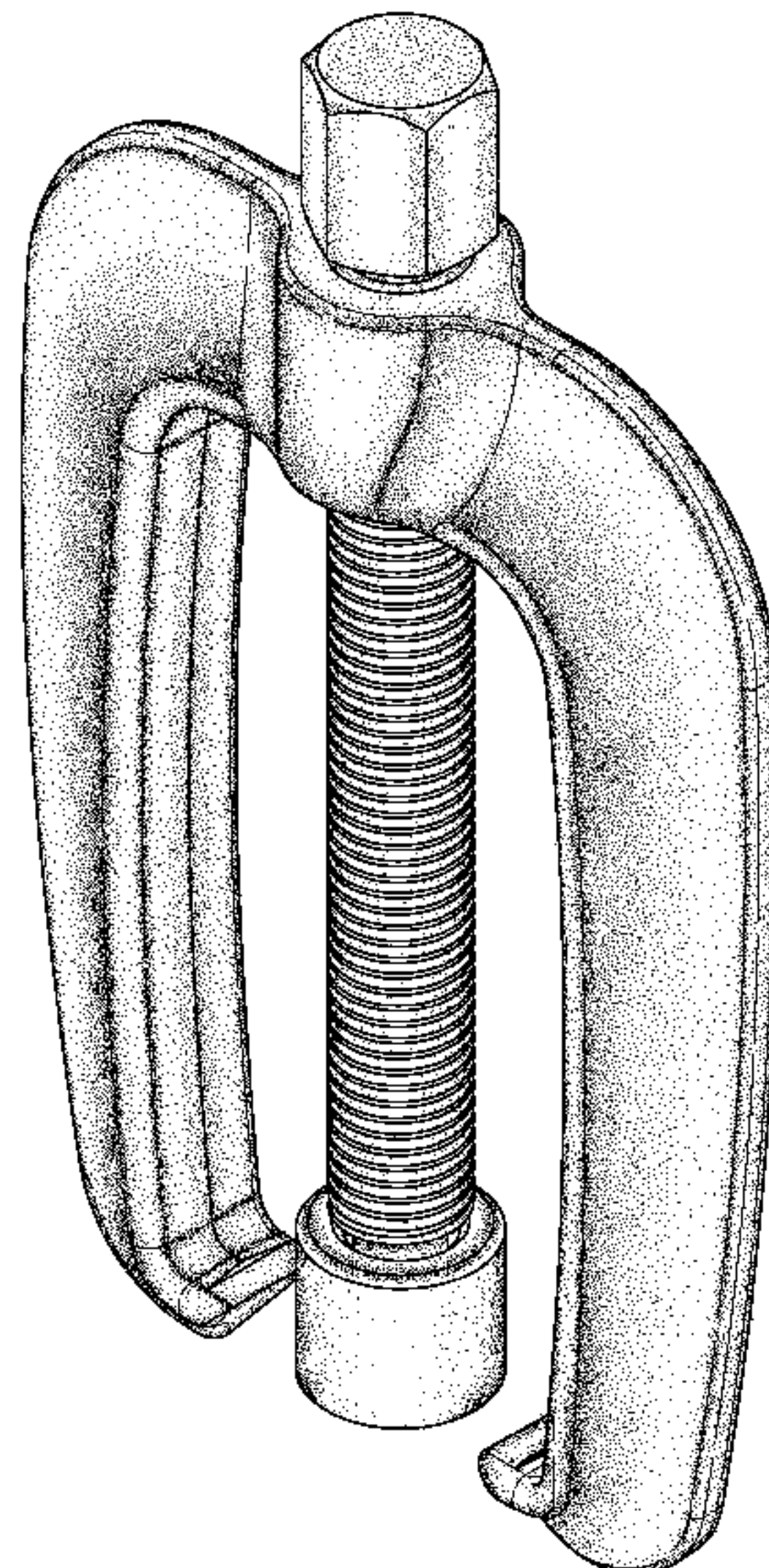
U.S. PATENT DOCUMENTS

668,831	A *	2/1901	Docharty	.....	B25B 27/023
					29/259
724,818	A *	4/1903	Crane	.....	B25B 27/023
					29/261
1,258,699	A *	3/1918	Neumaier	.....	B25B 27/023
					29/259
1,259,036	A *	3/1918	Mitchell	.....	B25B 27/023
					29/261
1,351,307	A *	8/1920	Stelting	.....	B25B 27/023
					29/261
1,381,142	A *	6/1921	Staley	.....	B25B 27/023
					29/261
1,436,081	A *	11/1922	Brockway	.....	B25B 27/023
					29/259
1,456,735	A *	5/1923	Hunt	.....	B25B 27/023
					29/261
1,478,648	A *	12/1923	Grahek	.....	B25B 27/023
					29/259

(Continued)

FIG. 1 is a top perspective view of a two-jaw puller, showing my new design;  
FIG. 2 is a front elevational view thereof;  
FIG. 3 is a rear elevational view thereof;  
FIG. 4 is a left-side elevational view thereof, the right-side elevational view being a mirror image thereof;  
FIG. 5 is a top plan view thereof;  
FIG. 6 is a bottom plan view thereof;  
FIG. 7 is a cross-sectional view thereof, taken along line 7-7 of FIG. 2;  
FIG. 8 is a cross-sectional view thereof, taken along line 8-8 of FIG. 2; and,  
FIG. 9 is a cross-sectional view thereof, taken along line 9-9 of FIG. 2.  
The broken lines in the drawings illustrate portions of the two-jaw puller and form no part of the claimed design.

**1 Claim, 6 Drawing Sheets**



(56)

References Cited

U.S. PATENT DOCUMENTS

1,516,492 A \* 11/1924 Chinn ..... B25B 27/023  
29/261  
1,584,855 A \* 5/1926 Eisenhuth ..... B25B 27/023  
29/261  
1,631,872 A \* 6/1927 Knight ..... B25B 27/023  
29/258  
1,648,106 A \* 11/1927 Brewer ..... B25B 27/023  
29/261  
1,709,913 A \* 4/1929 Kaplan ..... B25B 27/023  
29/261  
1,715,019 A \* 5/1929 Von Grimmenstein .....  
B25B 27/023  
D8/51  
1,787,070 A \* 12/1930 Hainsworth ..... B25B 27/023  
29/259  
1,891,869 A \* 12/1932 Cox ..... B25B 27/023  
29/261  
2,136,004 A \* 11/1938 Cornwell ..... B25B 27/023  
29/261  
2,296,119 A \* 9/1942 Ringrose ..... B25B 27/023  
29/262  
2,524,698 A \* 10/1950 Felton ..... B25B 27/023  
29/261  
2,834,100 A \* 5/1958 Harsh ..... B25B 27/023  
29/261  
D200,176 S \* 1/1965 Franck ..... D8/59  
3,402,455 A \* 9/1968 Converse ..... B25B 27/023  
29/261  
D222,331 S \* 10/1971 Shultz ..... D8/51  
3,810,294 A \* 5/1974 Link ..... B25B 27/023  
29/261  
3,964,149 A \* 6/1976 Hugh ..... B25B 27/023  
29/261  
4,011,648 A \* 3/1977 Martinson ..... B25B 27/062  
29/264  
4,117,581 A \* 10/1978 Brodie ..... B25B 27/023  
29/261  
D281,856 S \* 12/1985 Hamatani ..... D8/51  
D336,599 S \* 6/1993 Rubino ..... D8/51  
5,557,833 A \* 9/1996 Pool ..... B25B 27/023  
29/261

D431,985 S \* 10/2000 Chen ..... D8/51  
7,216,409 B1 \* 5/2007 Chiu ..... B25B 27/023  
29/259  
7,669,306 B2 \* 3/2010 Palka ..... B25B 27/02  
29/259  
D695,585 S \* 12/2013 Trussell ..... D8/72  
9,802,301 B2 \* 10/2017 Caston ..... B25B 27/02  
2009/0139071 A1 \* 6/2009 Palka ..... B25B 27/023  
29/259  
2009/0194750 A1 \* 8/2009 Fan ..... B66F 3/36  
254/100  
2011/0131783 A1 \* 6/2011 Betcher ..... B25B 27/023  
29/256  
2012/0102704 A1 \* 5/2012 Barrios ..... B25B 27/023  
29/256  
2013/0113150 A1 \* 5/2013 Velez ..... B25B 5/147  
269/156  
2014/0223713 A1 \* 8/2014 Chen ..... B25B 27/062  
29/256  
2015/0246436 A1 \* 9/2015 Huang ..... B25B 27/062  
29/256  
2016/0151867 A1 \* 6/2016 Chen ..... B25B 27/062  
29/261  
2020/0108492 A1 \* 4/2020 Hu ..... B25B 27/062  
2020/0122306 A1 \* 4/2020 Hu ..... B25B 27/023  
2020/0338705 A1 \* 10/2020 Martinez ..... B25B 27/023  
2022/0152797 A1 \* 5/2022 Chen ..... B25B 27/023  
2022/0152798 A1 \* 5/2022 Chen ..... B25B 27/0035  
2022/0152799 A1 \* 5/2022 Chen ..... B25B 27/062

FOREIGN PATENT DOCUMENTS

GB 6051024 \* 1/2019  
GB 6057175 \* 3/2019  
GB 6117673 \* 2/2021

OTHER PUBLICATIONS

Small Tie Rod Puller, Image upload date: Unknown, Image retrieved on: Dec. 11, 2022 (online), <<https://www.homedepot.com/p/Powerbuilt-Small-Tie-Rod-Puller-648692/204505273>>.\*

\* cited by examiner



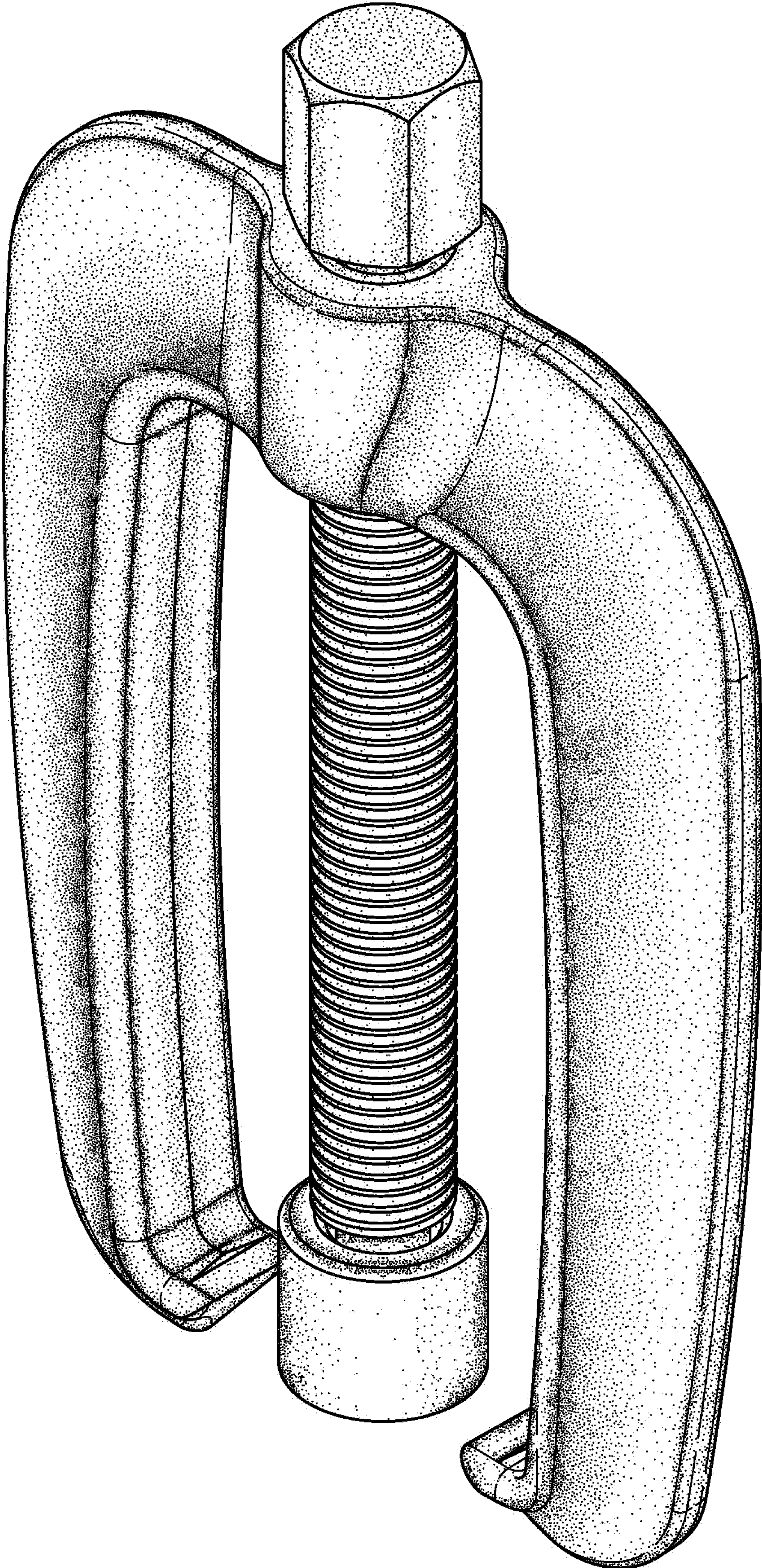


FIG. 1



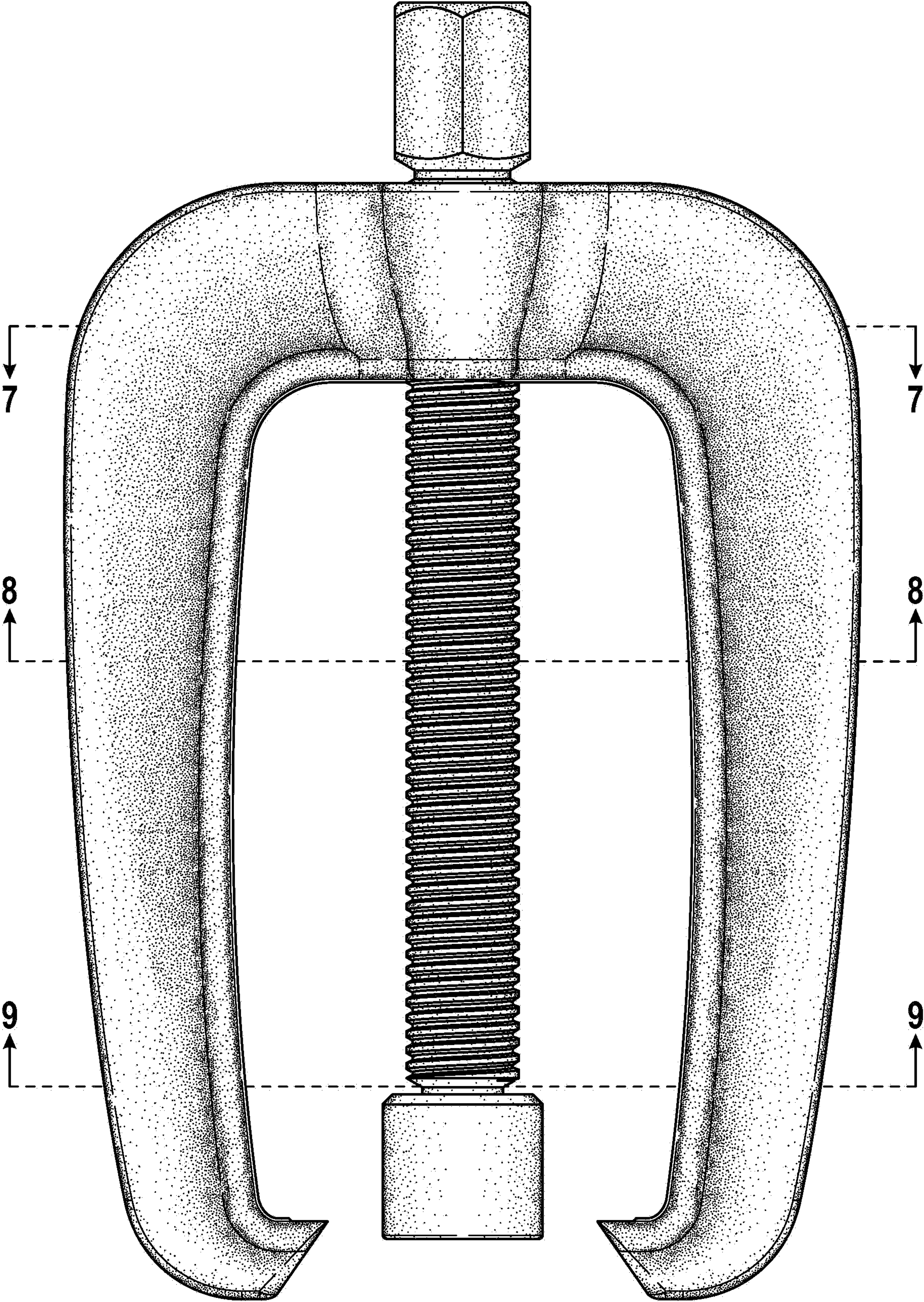


FIG. 2



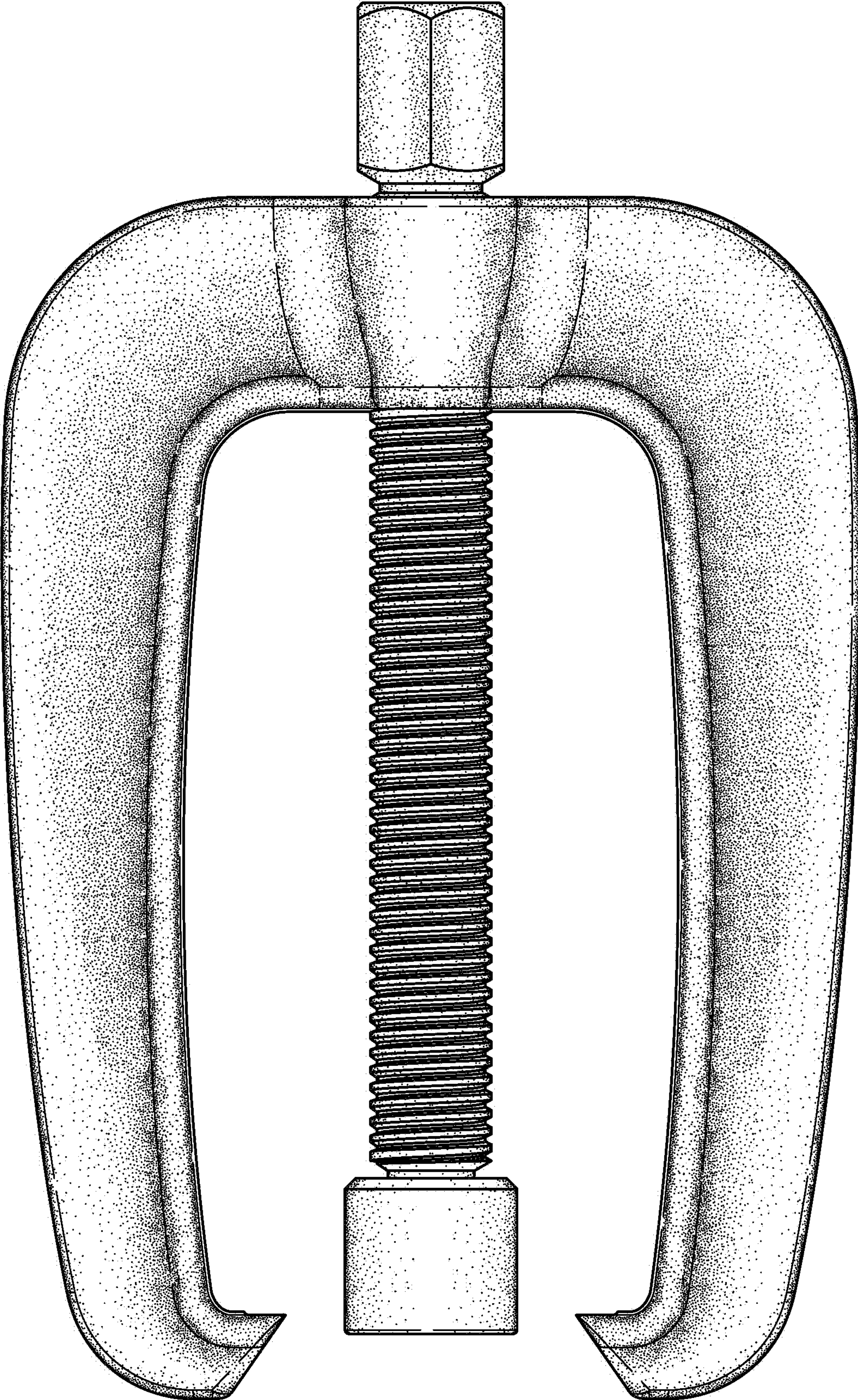


FIG. 3



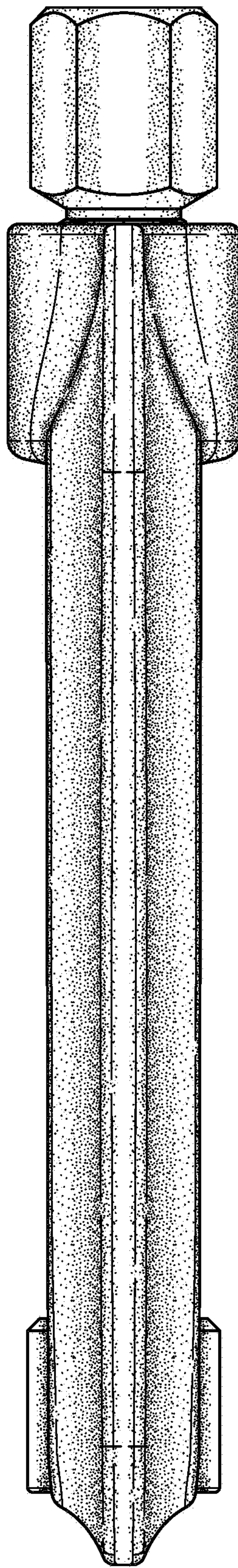


FIG. 4

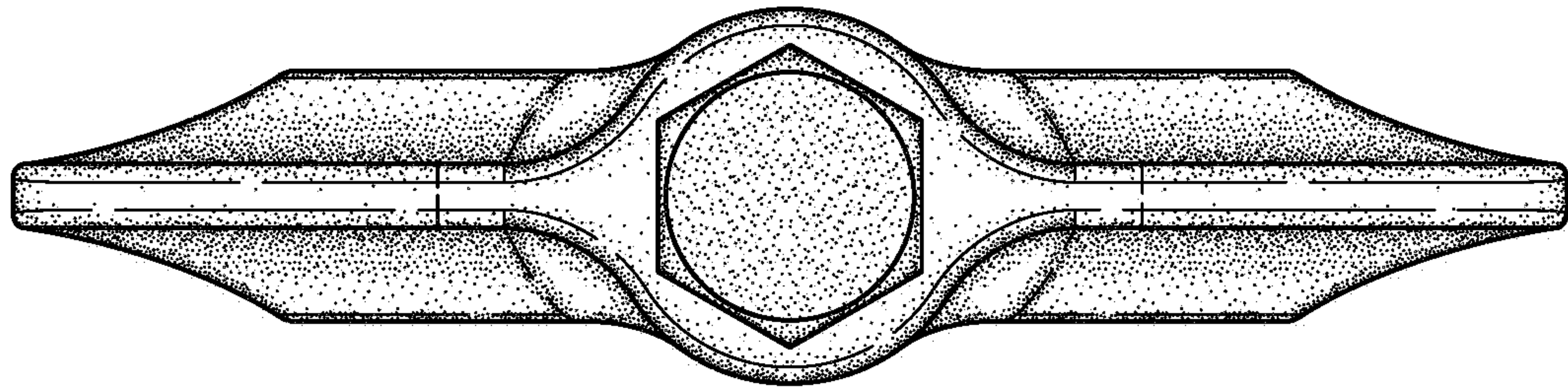


FIG. 5

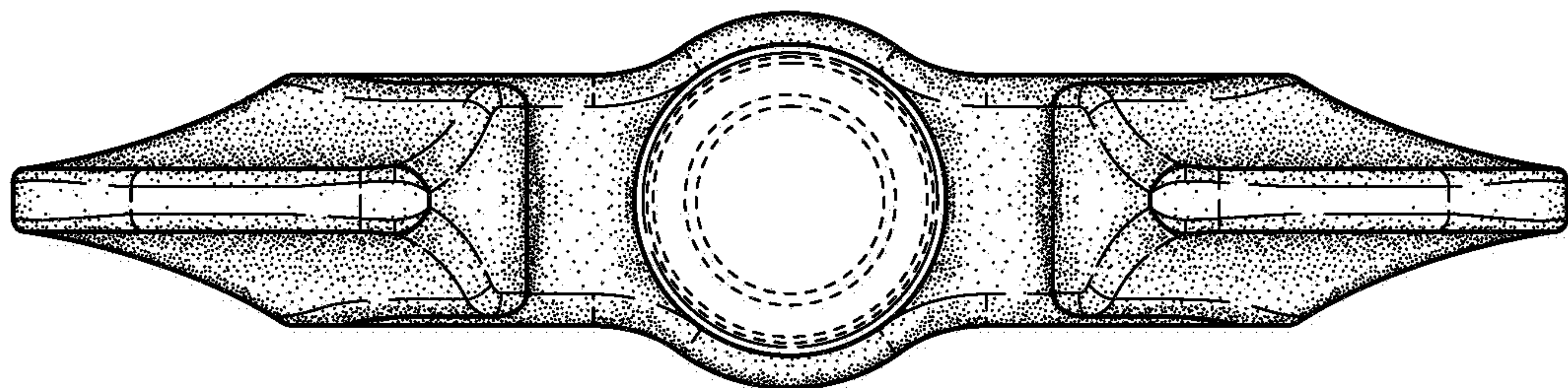


FIG. 6



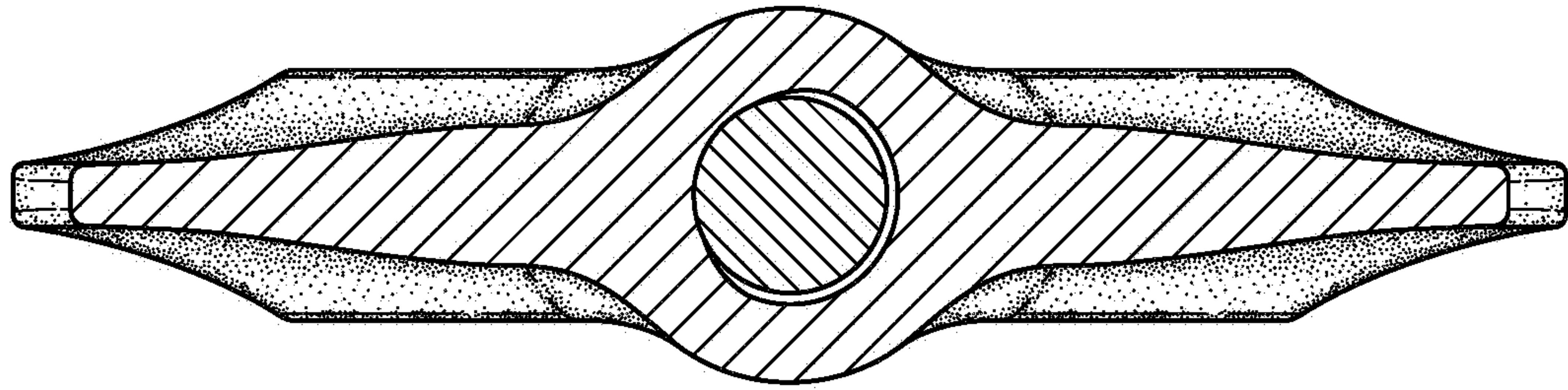


FIG. 7

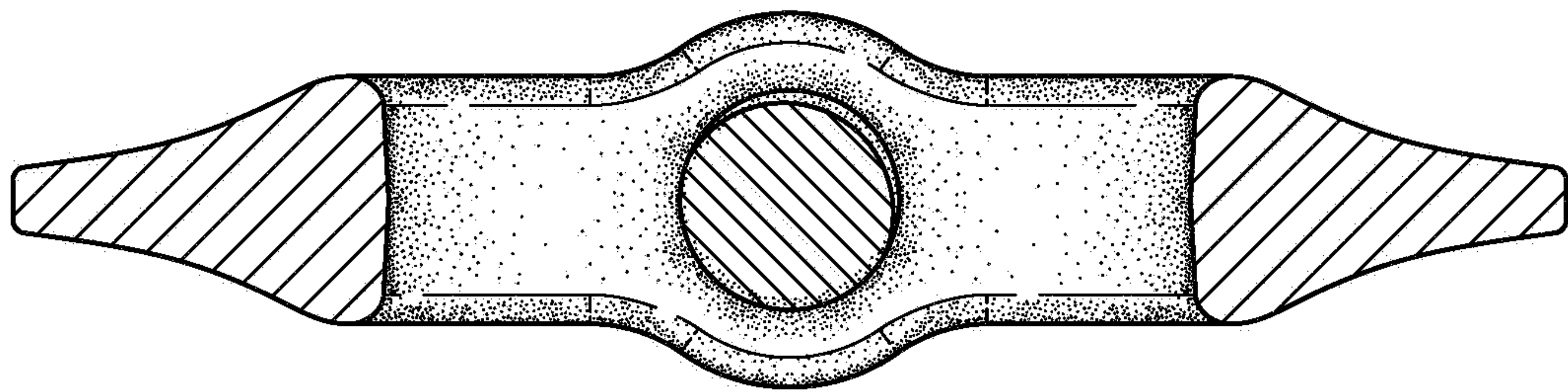


FIG. 8

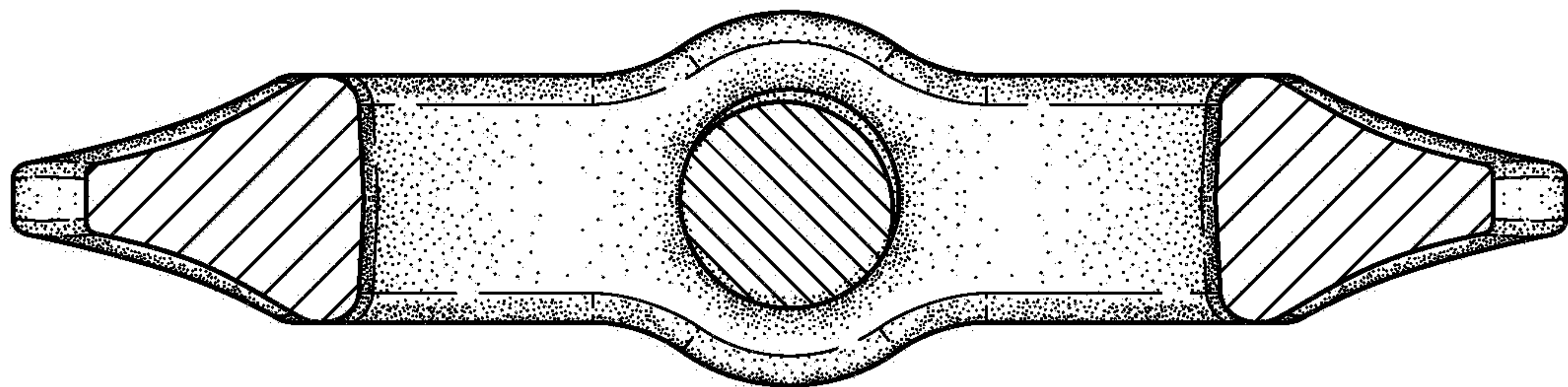


FIG. 9