



US00D989561S

(12) **United States Design Patent** (10) **Patent No.:** **US D989,561 S**  
**Rupp** (45) **Date of Patent:** **\*\* Jun. 20, 2023**

(54) **COMBINED CUP AND LID**

(71) Applicant: **Snowie LLC**, Salt Lake City, UT (US)  
(72) Inventor: **Carl A. Rupp**, Salt Lake City, UT (US)  
(73) Assignee: **Snowie LLC**, Salt Lake City, UT (US)  
(\*\*) Term: **15 Years**

(21) Appl. No.: **29/796,526**  
(22) Filed: **Jun. 24, 2021**  
(51) **LOC (14) Cl.** ..... **07-01**  
(52) **U.S. Cl.**  
USPC ..... **D7/523; D7/518; D7/521**  
(58) **Field of Classification Search**  
USPC ..... D7/500, 509, 510, 511, 513, 514, 515,  
D7/518, 521, 522, 523, 543, 545, 300.1,  
D7/591, 597, 602, 619.1, 622, 630, 396.1,  
D7/396.2; D9/435, 738, 761; D11/143,  
D11/149, 151  
CPC ..... A47G 19/22; A47G 19/2205; A47G  
19/2266; A47G 19/2272; A45F 3/20;  
B65D 25/04  
See application file for complete search history.

(56) **References Cited**

**U.S. PATENT DOCUMENTS**

D774,387 S \* 12/2016 Joergensen ..... D9/425  
D807,703 S \* 1/2018 Rupp ..... D7/532

**OTHER PUBLICATIONS**

Newbested, available in Amazon.com, date first available Feb. 10, 2022, site visited Jan. 28, 2023, Available from the internet URL: <[https://www.amazon.com/Newbested-Colorful-Plastic-Cookout-Commercial/dp/B085XW6MVS/ref=sr\\_1\\_2?crd=M2OLDE6S6T9F&keywords](https://www.amazon.com/Newbested-Colorful-Plastic-Cookout-Commercial/dp/B085XW6MVS/ref=sr_1_2?crd=M2OLDE6S6T9F&keywords)> (Year: 2022).\*

\* cited by examiner

*Primary Examiner* — Andrew Kerr  
*Assistant Examiner* — Courtney J Clark-Rasheed  
(74) *Attorney, Agent, or Firm* — Terrence J. Edwards;  
TechLaw Ventures, PLLC


(57) **CLAIM**


I claim the ornamental design for a combined cup and lid, as shown and described.

**DESCRIPTION**

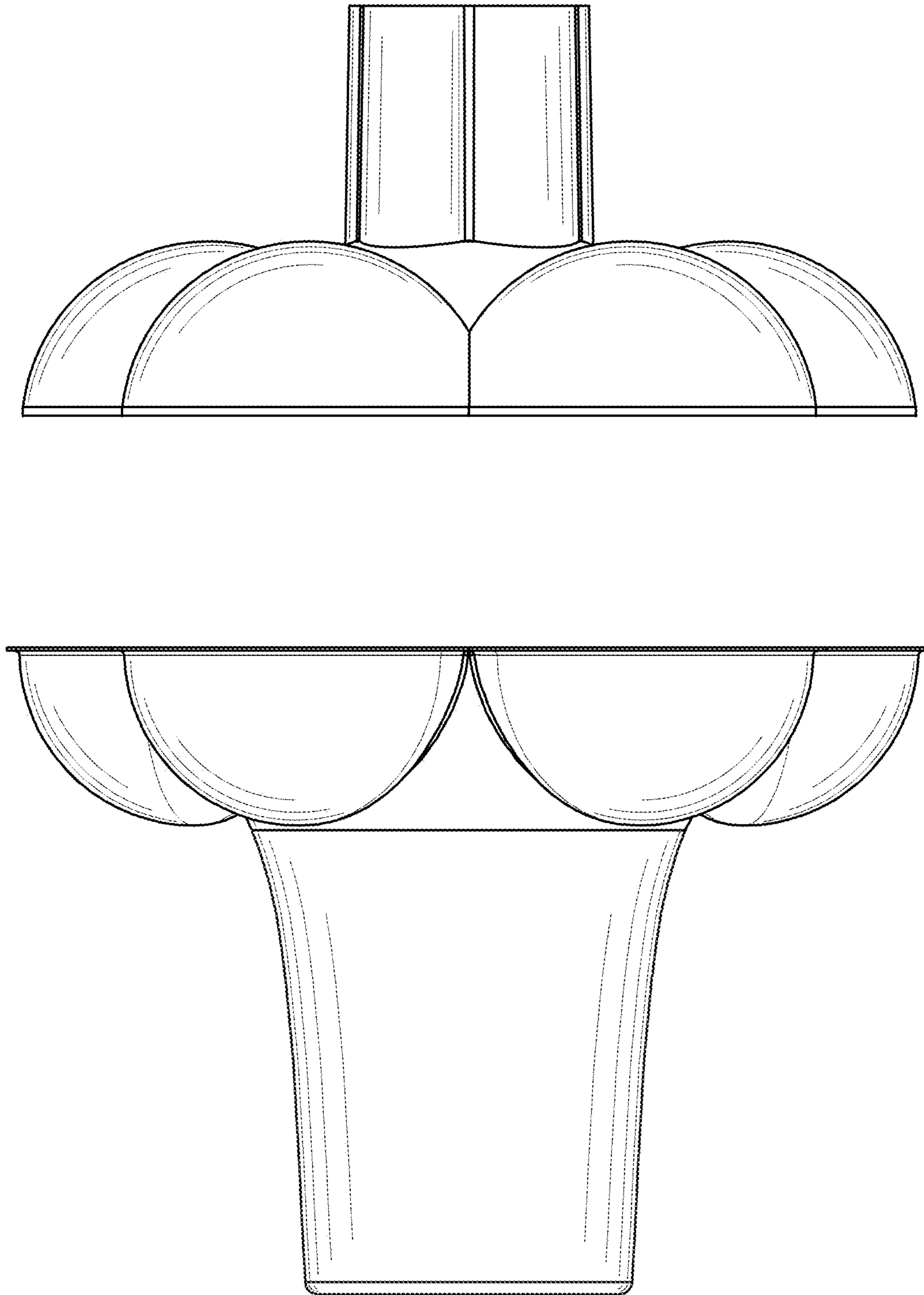
FIG. 1 is a top perspective view of a combined cup and lid, showing my new design;  
FIG. 2 is a front view thereof;  
FIG. 3 is a rear view thereof;  
FIG. 4 is a side view thereof;  
FIG. 5 is another side view thereof;  
FIG. 6 is a top view thereof;  
FIG. 7 is a bottom view thereof; and,  
FIG. 8 is a bottom perspective view thereof.

**1 Claim, 8 Drawing Sheets**

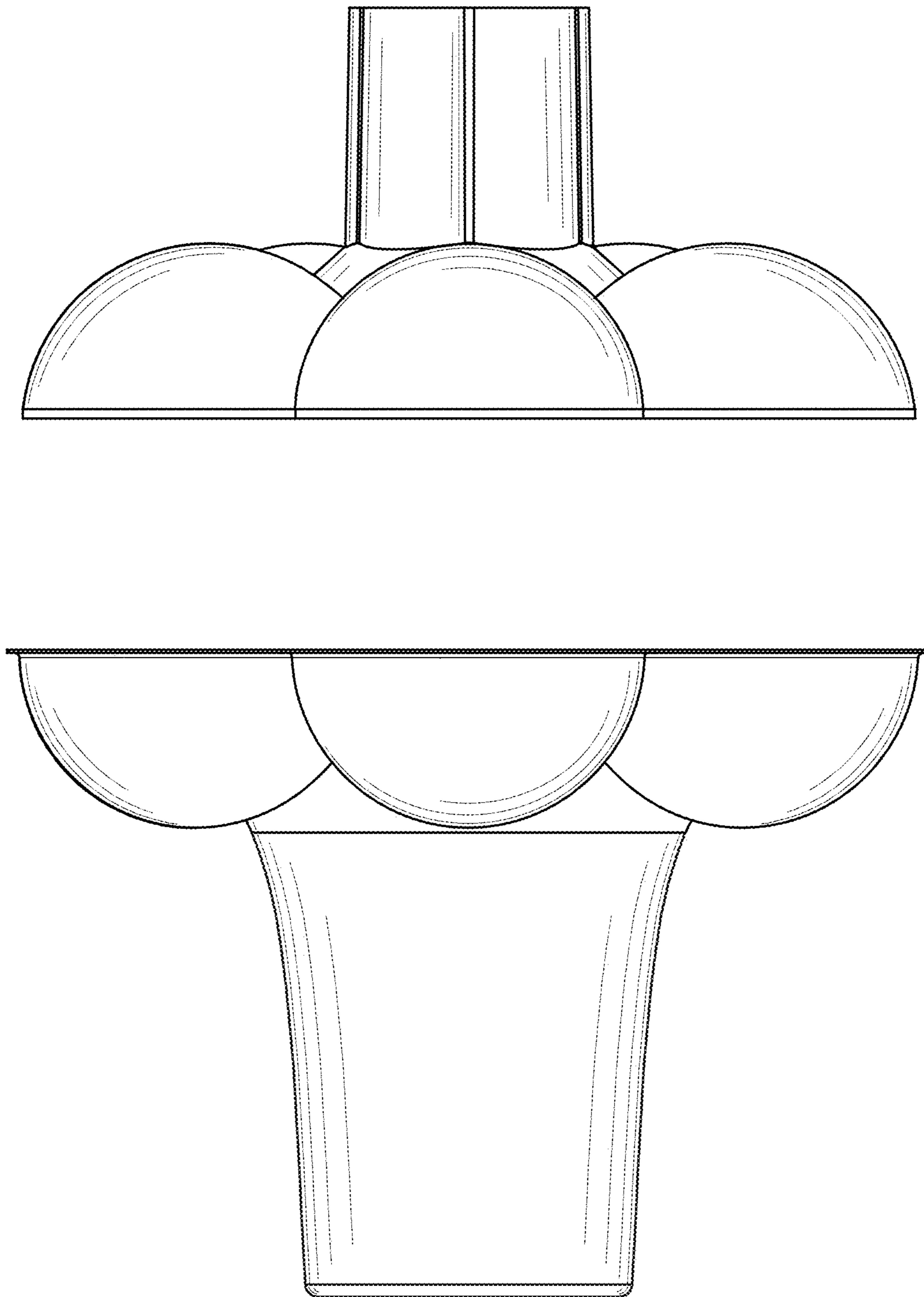




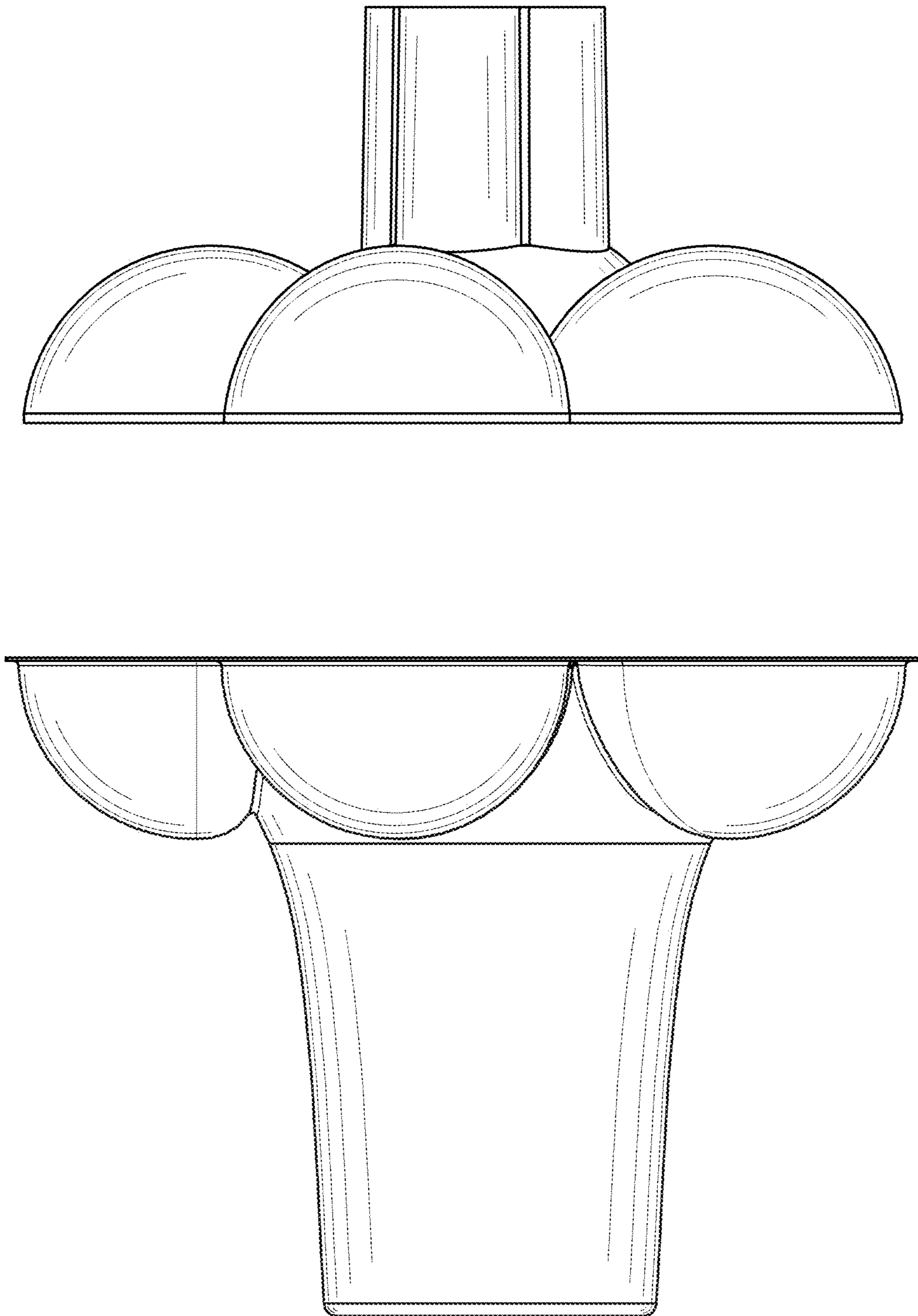
**FIG. 1**



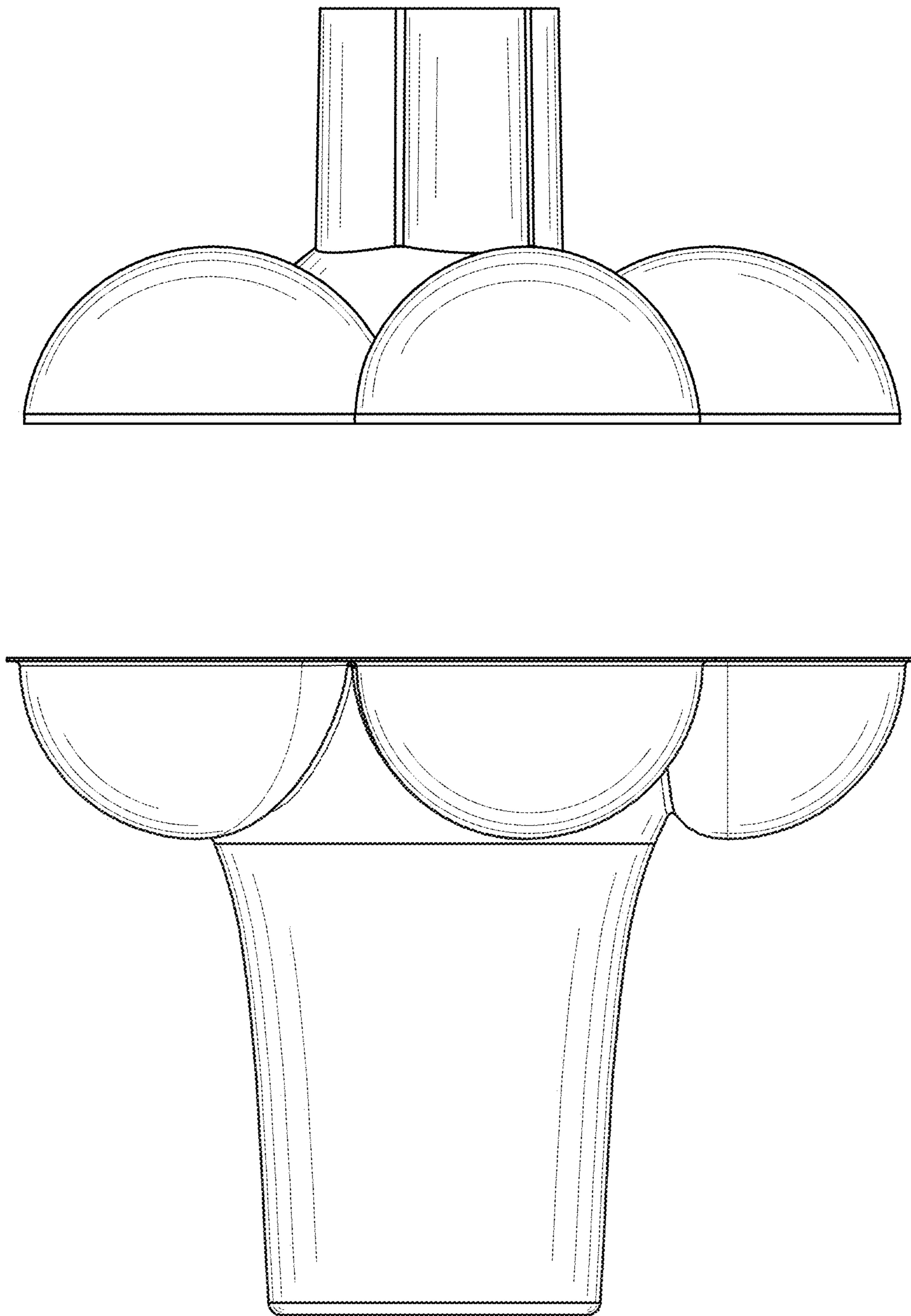
**FIG. 2**



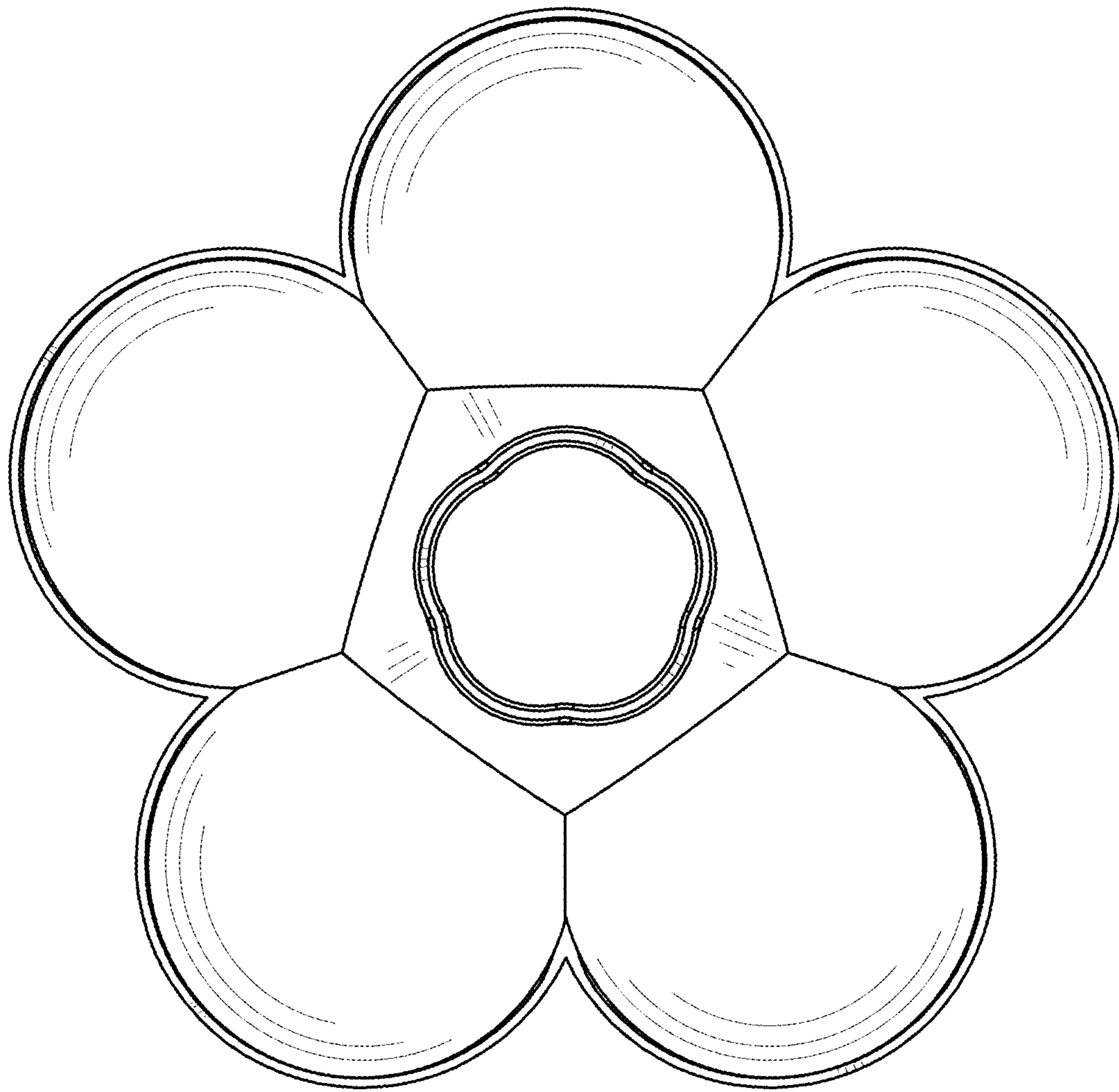
**FIG. 3**




**FIG. 4**



**FIG. 5**




**FIG. 6**



**FIG. 7**





**FIG. 8**