



US00D989558S

(12) **United States Design Patent**
Wahl

(10) **Patent No.:** **US D989,558 S**
(45) **Date of Patent:** **** Jun. 20, 2023**

(54) **BEVERAGE CONTAINER**

- (71) Applicant: **Pacific Market International, LLC**,
Seattle, WA (US)
- (72) Inventor: **Andrew C. F. Wahl**, Seattle, WA (US)
- (73) Assignee: **Pacific Market International, LLC**,
Seattle, WA (US)
- (**) Term: **15 Years**
- (21) Appl. No.: **29/830,974**
- (22) Filed: **Mar. 16, 2022**

Related U.S. Application Data

- (62) Division of application No. 29/705,010, filed on Sep. 9, 2019, now Pat. No. Des. 947,614.

- (51) **LOC (14) Cl.** **07-01**
- (52) **U.S. Cl.**
USPC **D7/392.1; D7/396.2**

- (58) **Field of Classification Search**
USPC D3/202; D7/392.1, 396.2, 507, 509–511,
D7/523, 533–536, 605–608, 619.1, 619.2,
D7/620–623; D9/435, 454
CPC A47G 19/127; A47G 19/2216; A47G
19/2261; A47G 19/2266; A47G 19/2272;
A47G 19/2288; A47G 23/16; B65D 7/22;
B65D 15/18; B65D 17/34; B65D
(Continued)

(56) **References Cited**

U.S. PATENT DOCUMENTS

- 4,579,245 A * 4/1986 Narushko B65D 47/265
220/253
- 4,619,372 A * 10/1986 McFarland B65D 47/06
229/906.1

(Continued)

FOREIGN PATENT DOCUMENTS

- JP D1597230 * 2/2018
- KR 300739569.0001 * 4/2014

OTHER PUBLICATIONS

Manganelli, Andrew; “Hey @Starbucks I actually really like the design of this lid,” Aug. 7, 2019, Twitter, <https://twitter.com/andymanganelli/status/1159097574378430464> (Year: 2019).*

(Continued)

Primary Examiner — Joseph Kukella
Assistant Examiner — Arva P Adams

(74) *Attorney, Agent, or Firm* — Merchant and Gould, P.C.

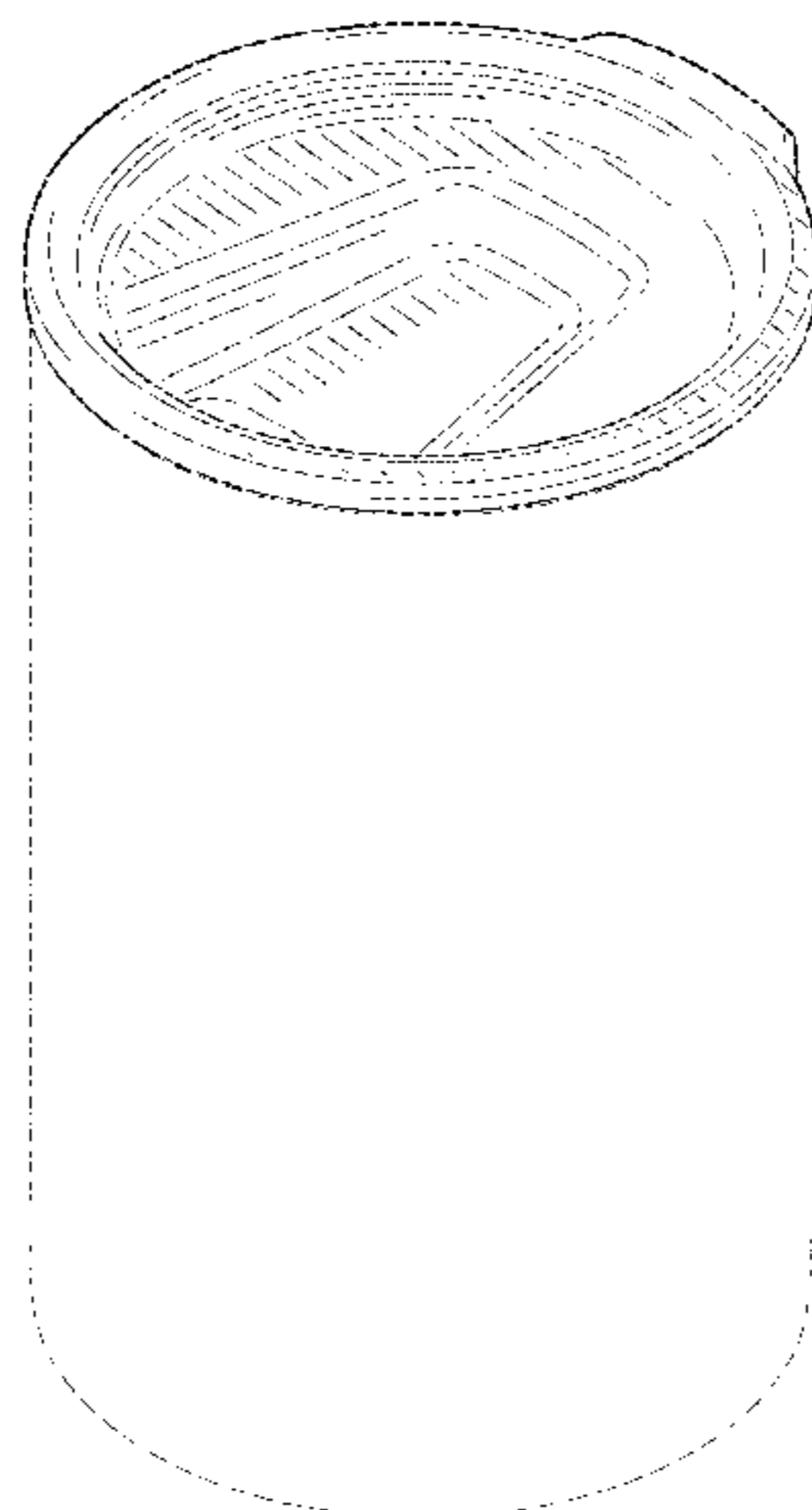
(57) **CLAIM**

The ornamental design for a beverage container, as shown and described.

DESCRIPTION

FIG. 1 is a top perspective view of a beverage container showing my new design.
 FIG. 2 is a bottom perspective view thereof.
 FIG. 3 is a front elevational view thereof.
 FIG. 4 is a right side elevational view thereof.
 FIG. 5 is a left side elevational view thereof.
 FIG. 6 is a rear elevational view thereof.
 FIG. 7 is a top plan view thereof.
 FIG. 8 is a bottom plan view thereof.
 FIG. 9 is a top perspective view of a second embodiment thereof.
 FIG. 10 is a bottom perspective view thereof.
 FIG. 11 is a front elevational view thereof.
 FIG. 12 is a right side elevational view thereof.
 FIG. 13 is a left side elevational view thereof.
 FIG. 14 is a rear elevational view thereof.
 FIG. 15 is a top plan view thereof; and,
 FIG. 16 is a bottom plan view thereof.
 The broken lines depict portions of the beverage container that form no part of the claimed design.

1 Claim, 14 Drawing Sheets



(58) **Field of Classification Search**
 CPC 2251/1016; B65D 2543/00046; B65D
 2543/00092; B65D 41/26; B65D 43/02;
 B65D 43/22; B65D 47/122; B65D
 51/242; B65D 81/3841; B65D 81/3865
 See application file for complete search history.

(56) **References Cited**

U.S. PATENT DOCUMENTS

D415,651 S * 10/1999 Trombly D7/391
 D467,500 S * 12/2002 Cudmore D9/454
 6,553,696 B1 * 4/2003 Foster, Sr. B60Q 3/225
 362/101
 D522,365 S * 6/2006 Samuels D9/454
 D535,561 S * 1/2007 Smith D9/454
 D691,847 S * 10/2013 Beckman D7/392.1
 D797,510 S * 9/2017 Ke D7/532
 D808,722 S * 1/2018 Hill D7/510
 D811,817 S * 3/2018 Harrington, III D7/510
 D817,093 S * 5/2018 Silsby A47G 19/2266
 D7/532
 D823,062 S * 7/2018 Goodwin D7/511

D832,050 S * 10/2018 Diener D7/532
 D833,818 S * 11/2018 Sletten D7/532
 10,124,942 B2 * 11/2018 Seiders B29C 45/1657
 D839,049 S * 1/2019 Seiders D7/532
 D842,028 S * 3/2019 Melanson D7/392.1
 D842,038 S * 3/2019 Seiders B29C 45/1671
 D7/532
 10,232,993 B2 * 3/2019 Seiders B29C 45/1671
 D857,443 S * 8/2019 Hill D7/392.1
 D934,633 S * 11/2021 Hunter D7/510
 D947,614 S * 4/2022 Wahl B65D 47/265
 D7/511
 D960,645 S * 8/2022 Ji B65D 47/06
 D7/510
 2018/0206660 A1 * 7/2018 Heiman B65D 47/06
 2018/0265265 A1 * 9/2018 Hannigan A47G 19/2266

OTHER PUBLICATIONS

Donny Pavolini Outdoors, "Stanley Titanium Series Preview," Dec. 17, 2021, YouTube, www.youtube.com/watch?v=qul9ygF5ALg (Year: 2021).*

* cited by examiner




Fig. 1




Fig. 2




Fig. 3




Fig. 4




Fig. 5




Fig. 6

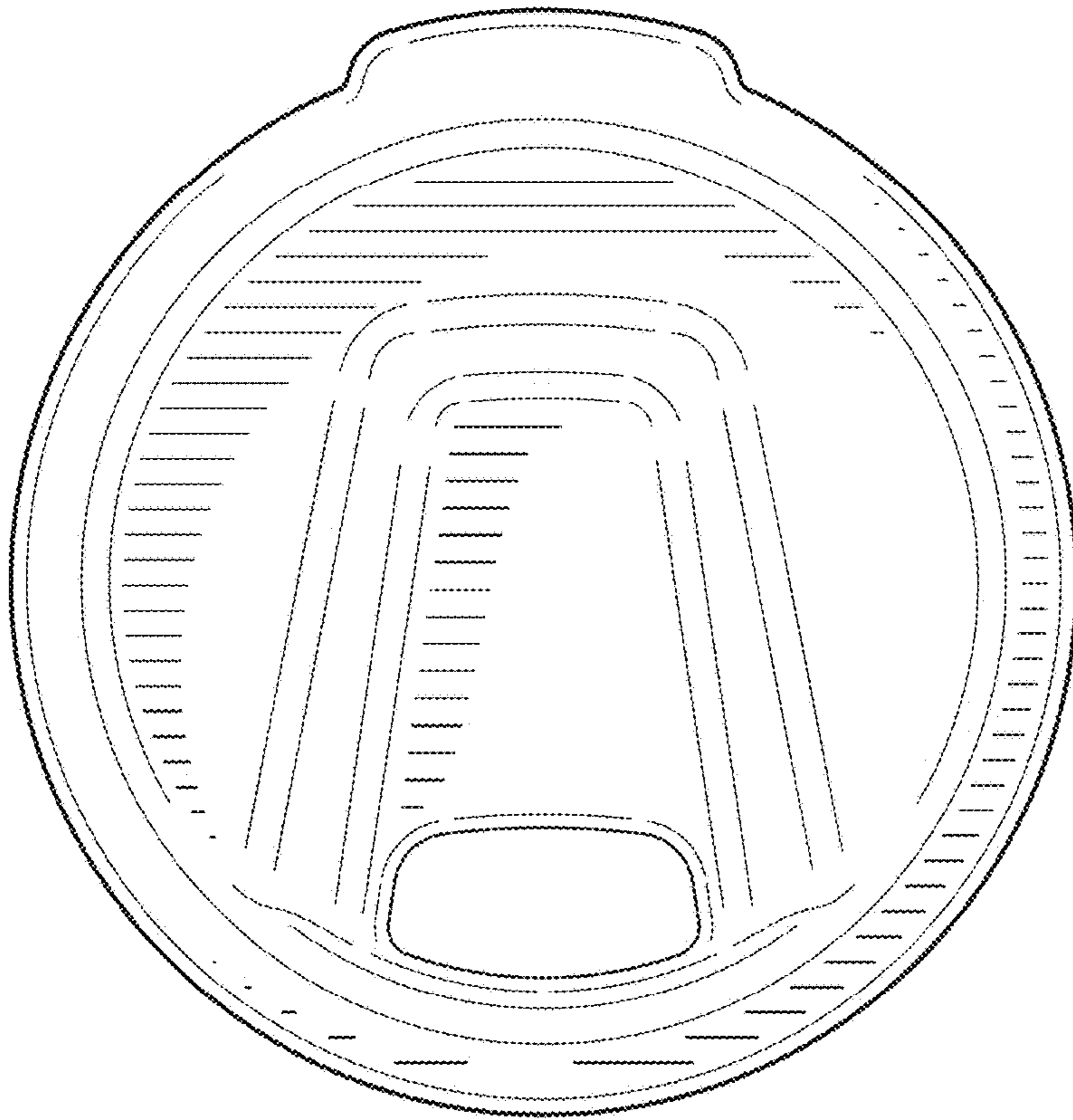


Fig. 7

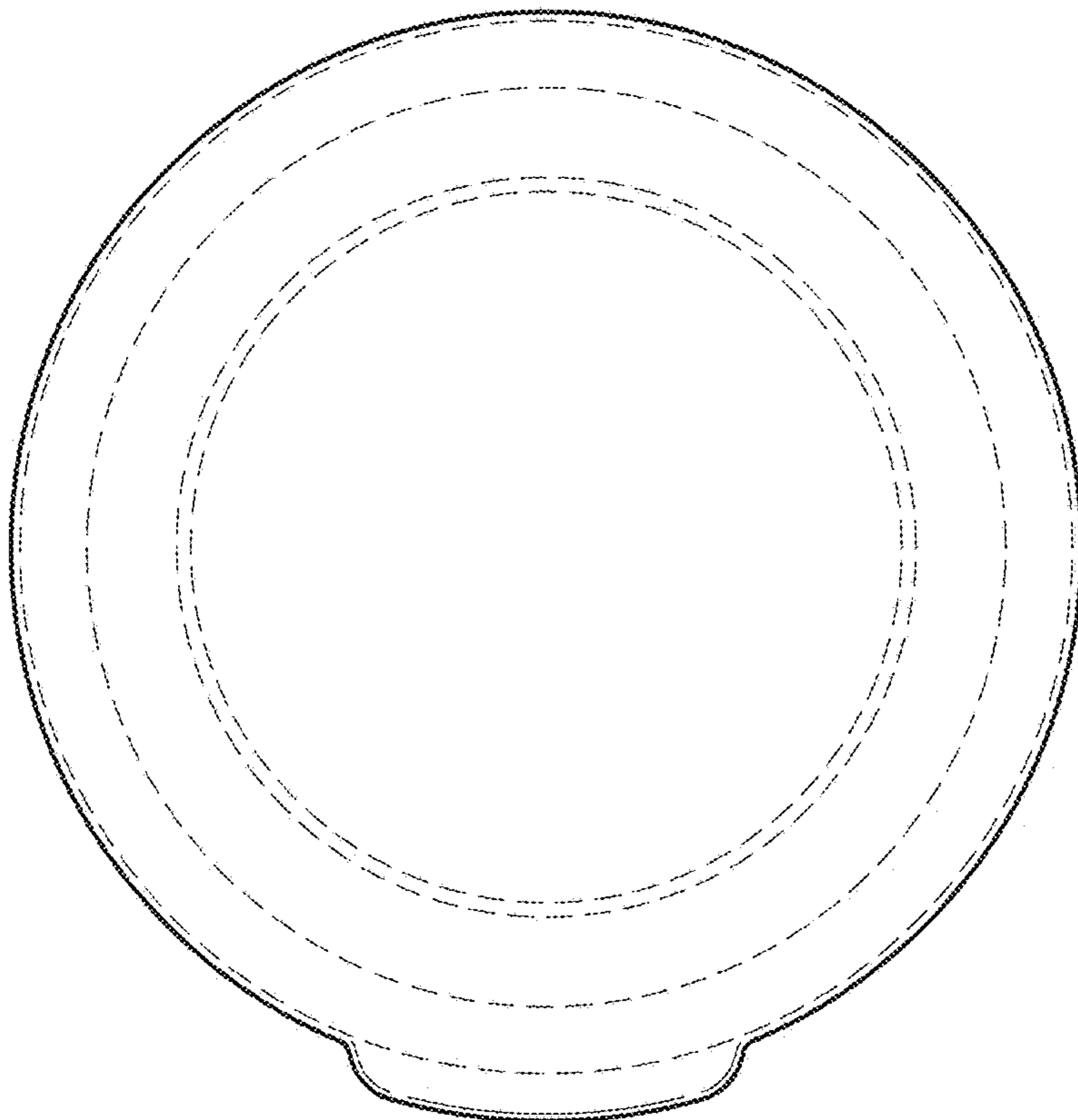


Fig. 8

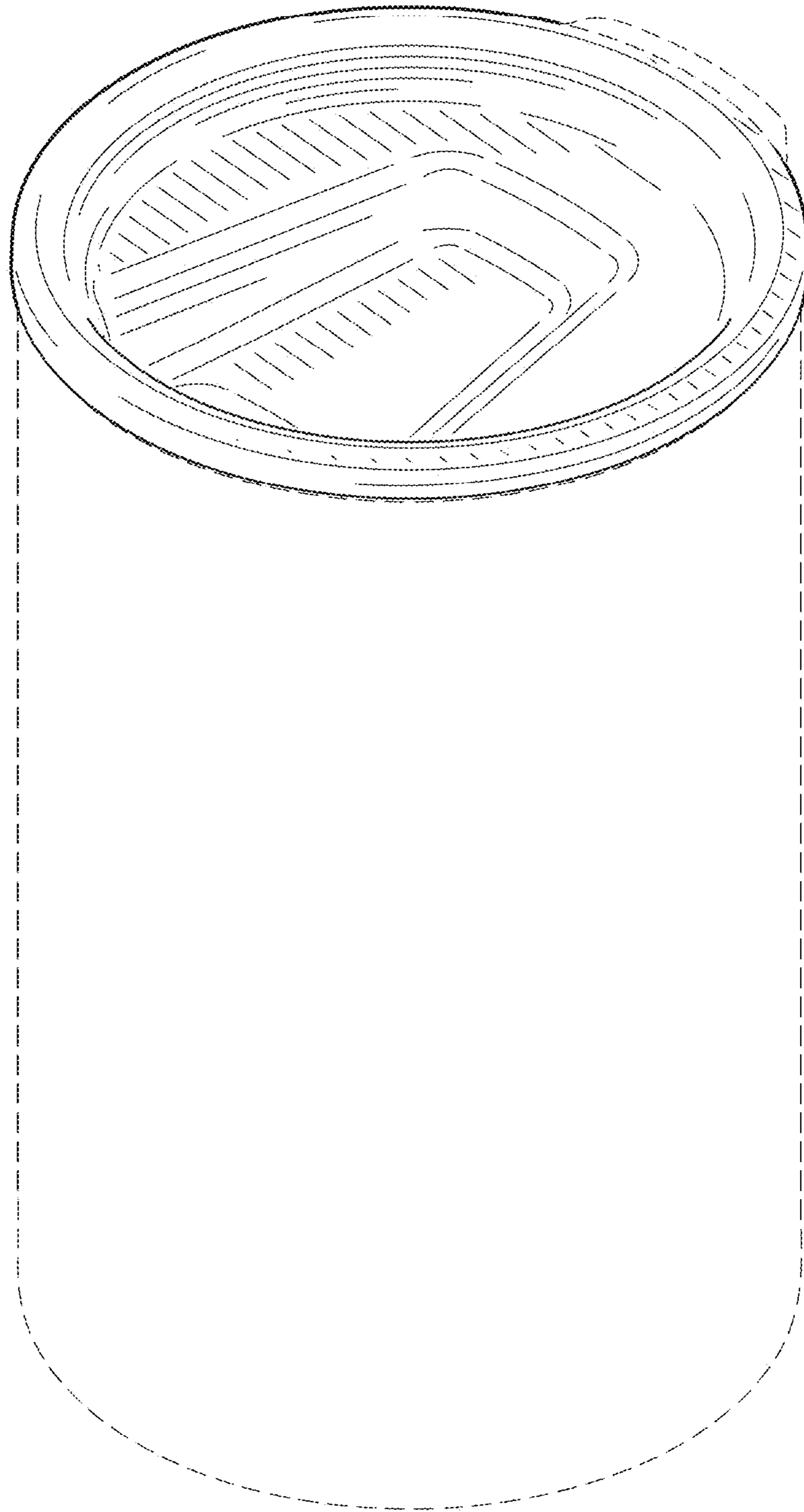


Fig. 9




Fig. 10




Fig. 11




Fig. 12




Fig. 13




Fig. 14

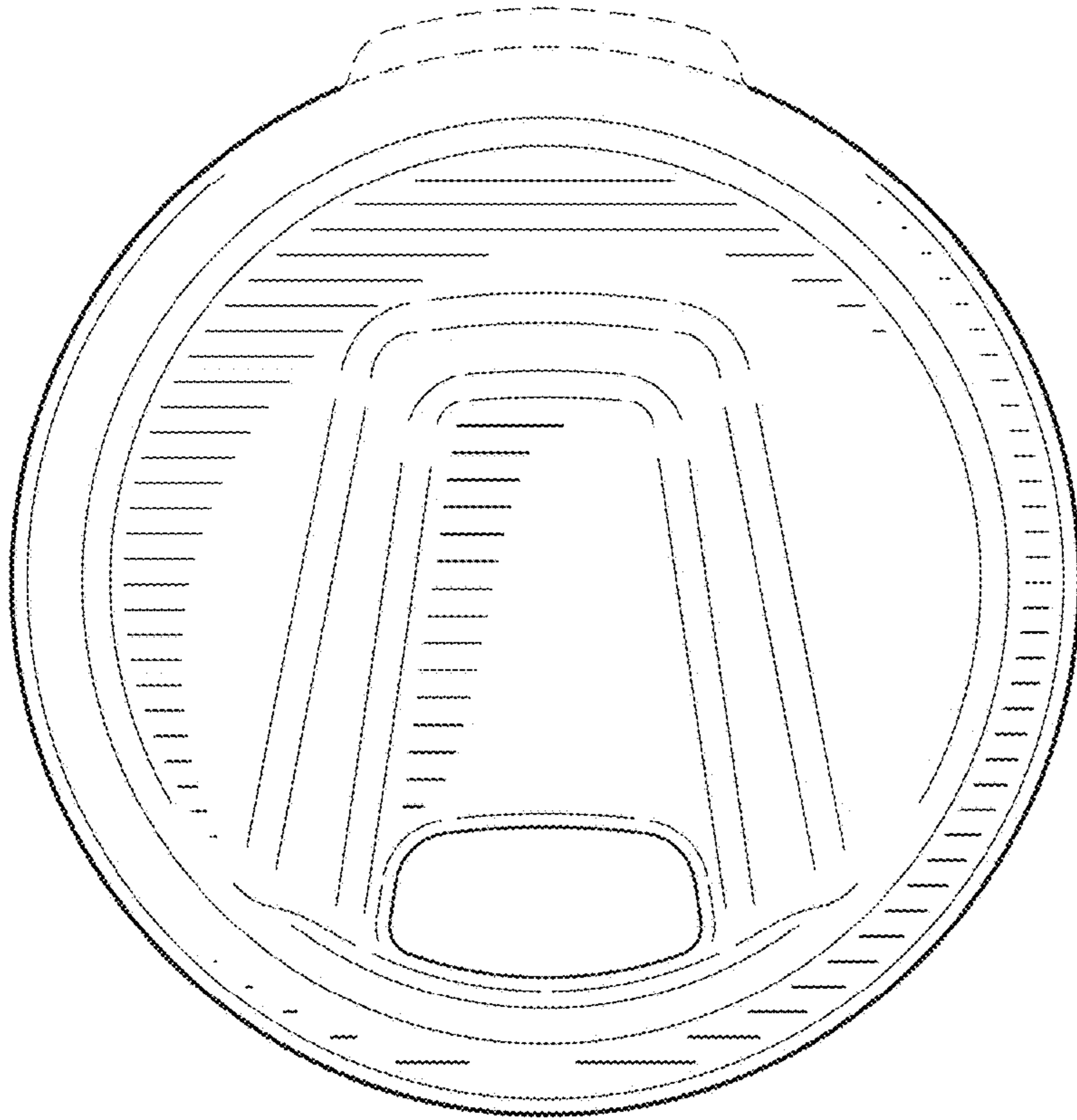


Fig. 15

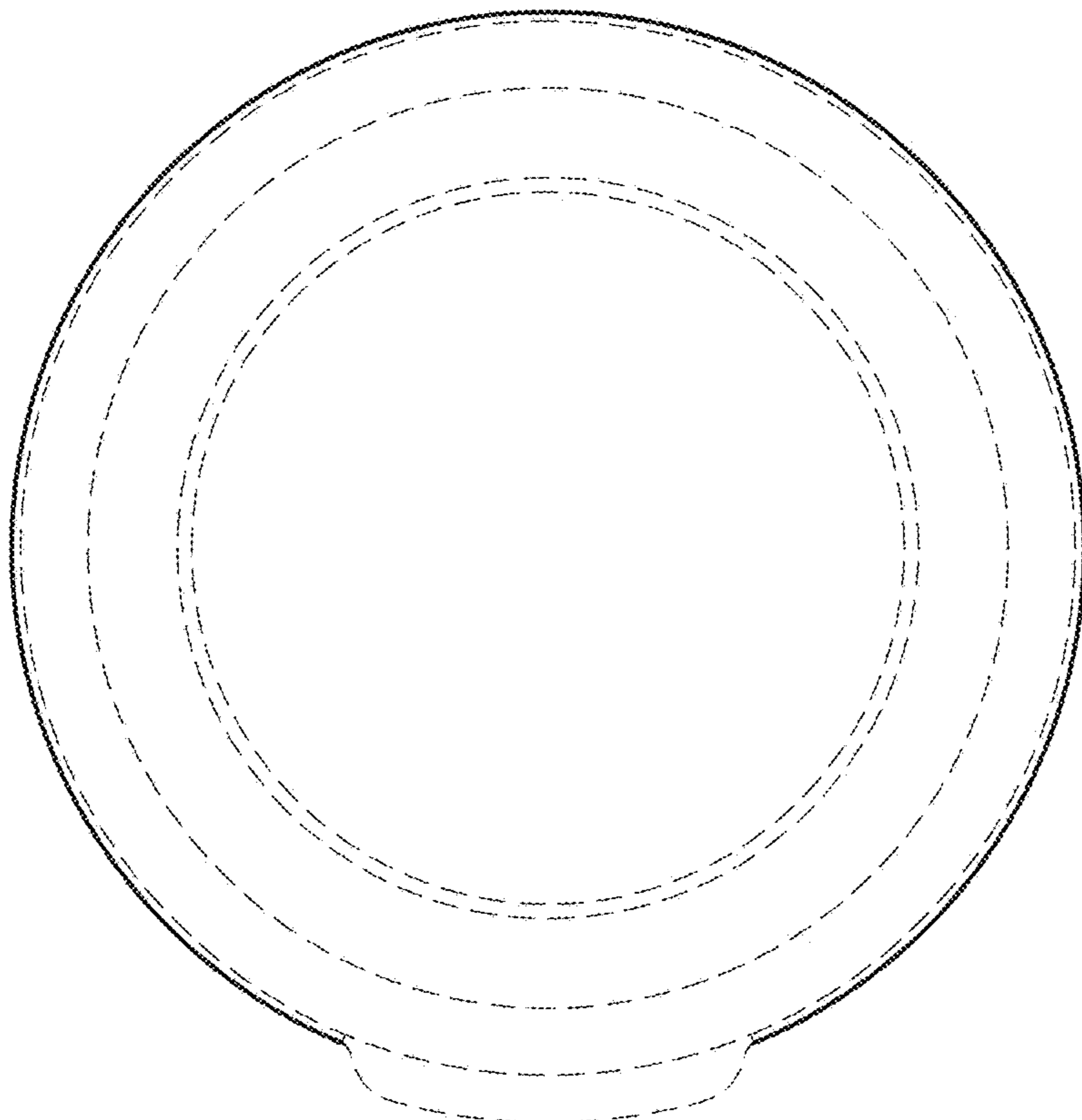


Fig. 16