



US00D989557S

(12) **United States Design Patent**  
**Chen et al.**

(10) **Patent No.:** **US D989,557 S**  
(45) **Date of Patent:** **\*\* Jun. 20, 2023**

(54) **GUARD TO PROTECT A USER WHILE CUTTING FOOD**

(71) Applicant: **March Design LLC**, Chicago, IL (US)

(72) Inventors: **Ruixi Austin Chen**, Temple City, CA (US); **Hugo Chi Yan Tam**, Chicago, IL (US)

(73) Assignee: **March Design LLC**, Chicago, IL (US)

(\*\*) Term: **15 Years**

(21) Appl. No.: **29/855,868**

(22) Filed: **Oct. 7, 2022**

(51) **LOC (14) Cl.** ..... **07-03**

(52) **U.S. Cl.**

USPC ..... **D7/412**; D7/641; D7/642

(58) **Field of Classification Search**

USPC ..... D7/393–395, 401.2, 637, 641–652, 664, D7/693, 695–696; D8/13, 20, 93, D8/97–100, 107, 300, 321; D22/117–118

CPC ..... A01B 1/20; A01B 1/22; A22C 25/006; A47G 21/06; A47G 21/065; A47G 21/145; A61B 17/3211; A61B 17/3213;

B21D 53/64; B25G 3/36; B26B 1/00;

B26B 1/08; B26B 1/10; B26B 3/00;

B26B 3/02; B26B 3/03; B26B 3/04;

B26B 3/06; B26B 3/08; B26B 5/00;

B26B 5/001; B26B 5/006; B26B 5/007;

B26B 7/00; B26B 7/005; B26B 9/00;

B26B 9/02; B26B 11/00; B26B 11/006;

B26B 17/00; B26B 17/006; B26B 29/02;

A22B 5/168; A47J 17/02; A47J 47/16

See application file for complete search history.

(56) **References Cited**

**U.S. PATENT DOCUMENTS**

1,578,295 A \* 3/1926 Swihart ..... A47J 17/02  
30/285

2,354,968 A \* 8/1944 Pickering ..... A47G 21/145  
248/37.3

D161,453 S \* 1/1951 Hvale ..... D7/641  
4,601,102 A \* 7/1986 Phillips ..... B26B 29/02  
30/123.5

4,707,920 A \* 11/1987 Montgomery ..... A22B 5/168  
30/294

D366,814 S \* 2/1996 Stroecker ..... D7/641

D371,727 S \* 7/1996 Gebhardt ..... D7/637

6,659,406 B2 \* 12/2003 Tsuchida ..... A47J 47/16  
248/37.3

6,964,100 B1 \* 11/2005 Musland ..... B26B 29/02  
30/294

\* cited by examiner

*Primary Examiner* — Ricky Pham

(74) *Attorney, Agent, or Firm* — Brie A. Crawford;  
Crawford Intellectual Property Law LLC

(57) **CLAIM**

The ornamental design for a guard to protect a user while cutting food, as shown and described.

**DESCRIPTION**

FIG. 1 is a top, left perspective view of a guard to protect a user while cutting food showing our new design;

FIG. 2 is a bottom plan view of the guard to protect a user while cutting food thereof;

FIG. 3 is a front elevational view of the guard to protect a user while cutting food thereof;

FIG. 4 is a rear elevational view of the guard to protect a user while cutting food thereof;

FIG. 5 is a top plan view of the guard to protect a user while cutting food thereof;

FIG. 6 is a left elevational view of the guard to protect a user while cutting food thereof;

FIG. 7 is a right elevational view of the guard to protect a user while cutting food thereof; and,

FIG. 8 is a top, right perspective view of the guard to protect a user while cutting food thereof.

**1 Claim, 6 Drawing Sheets**



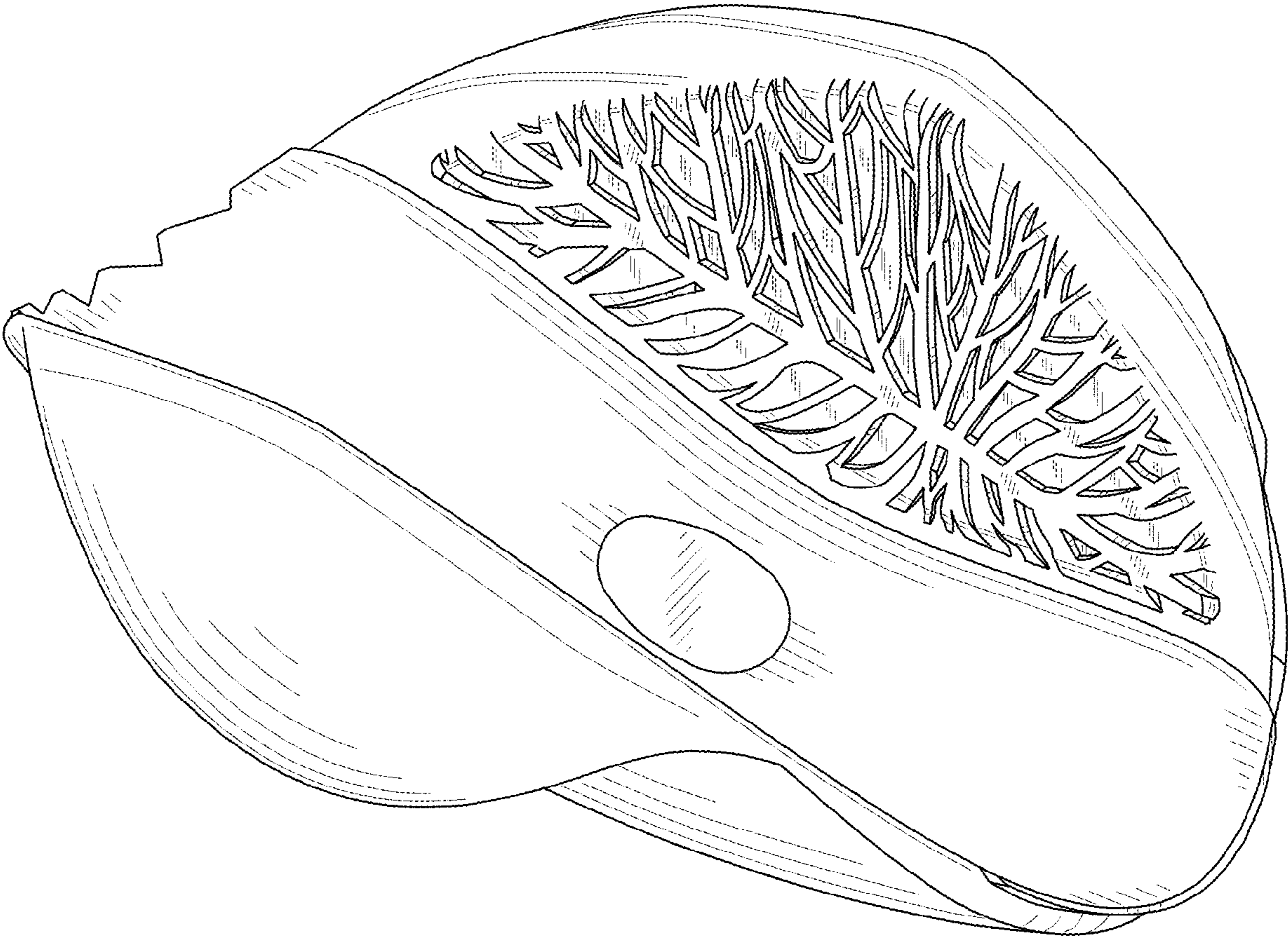


FIG. 1

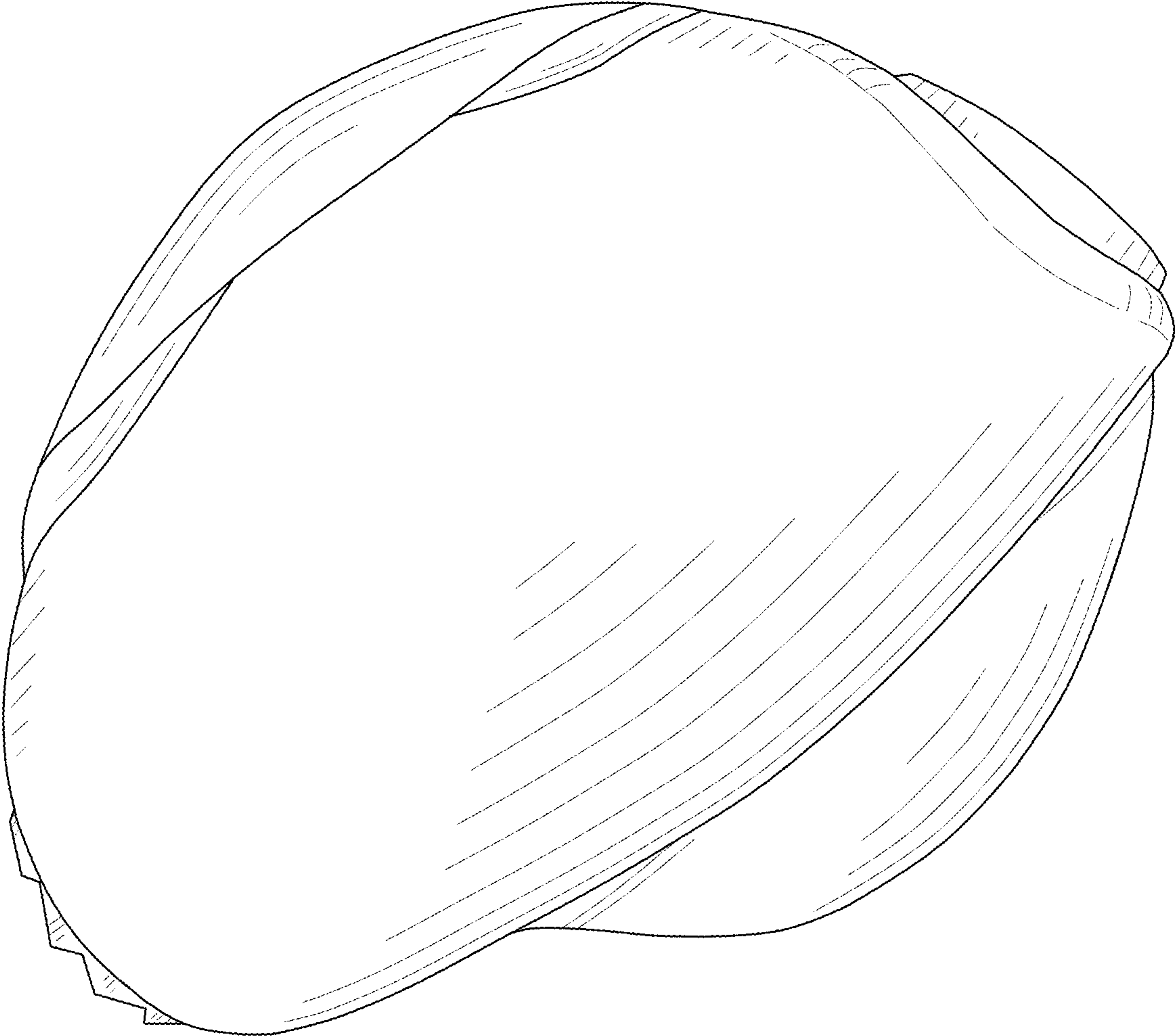


FIG. 2

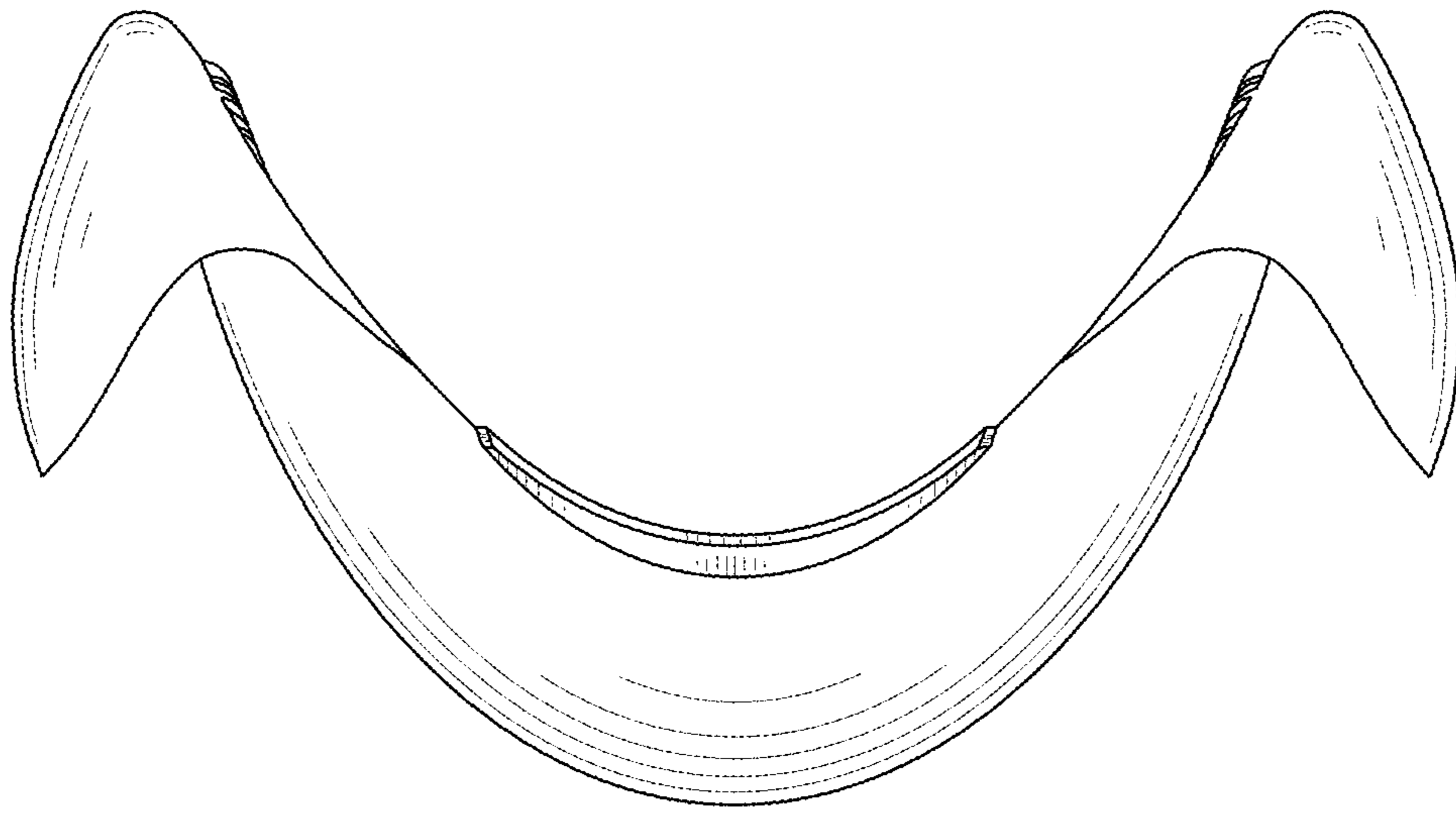


FIG. 3

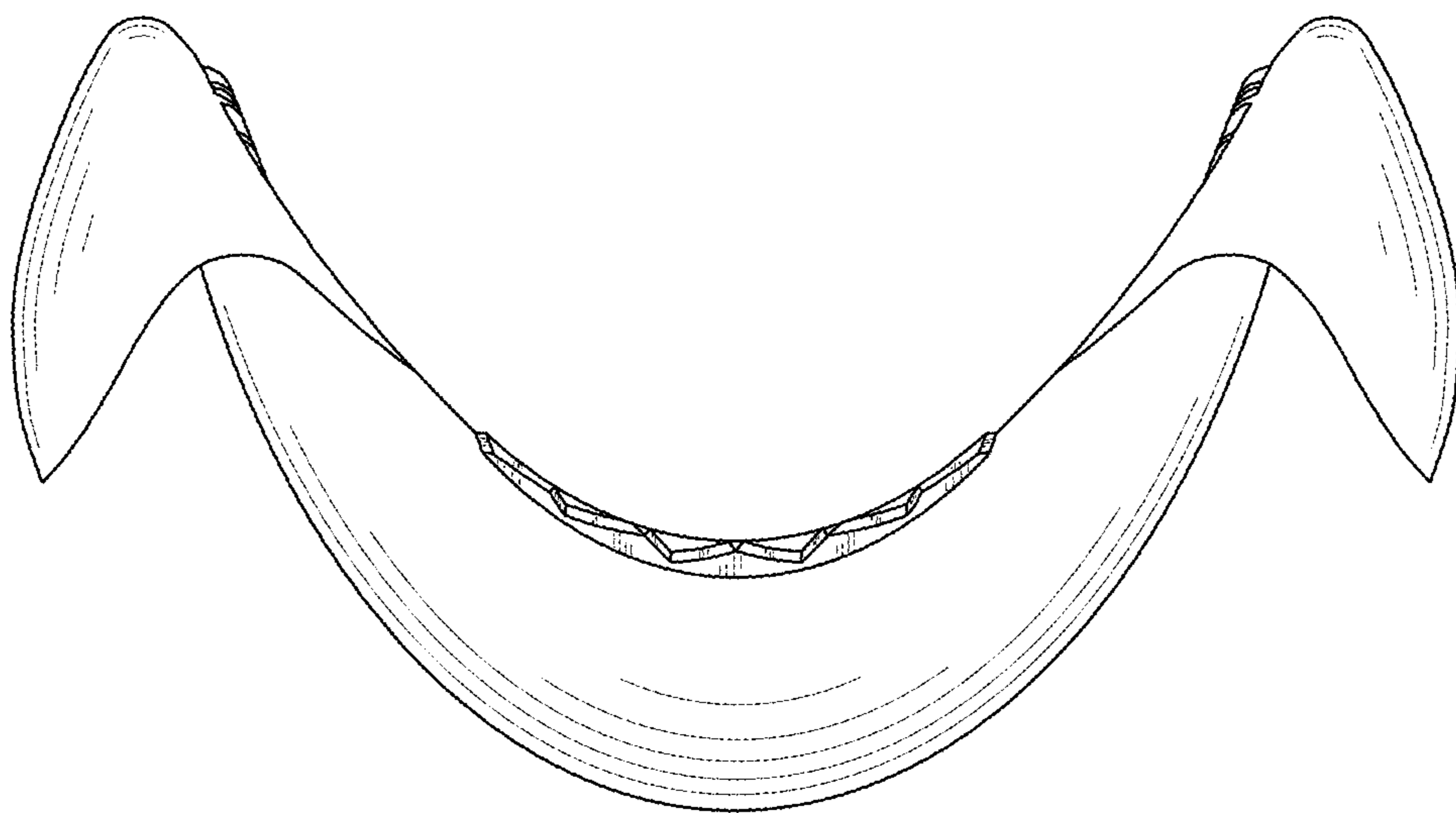


FIG. 4

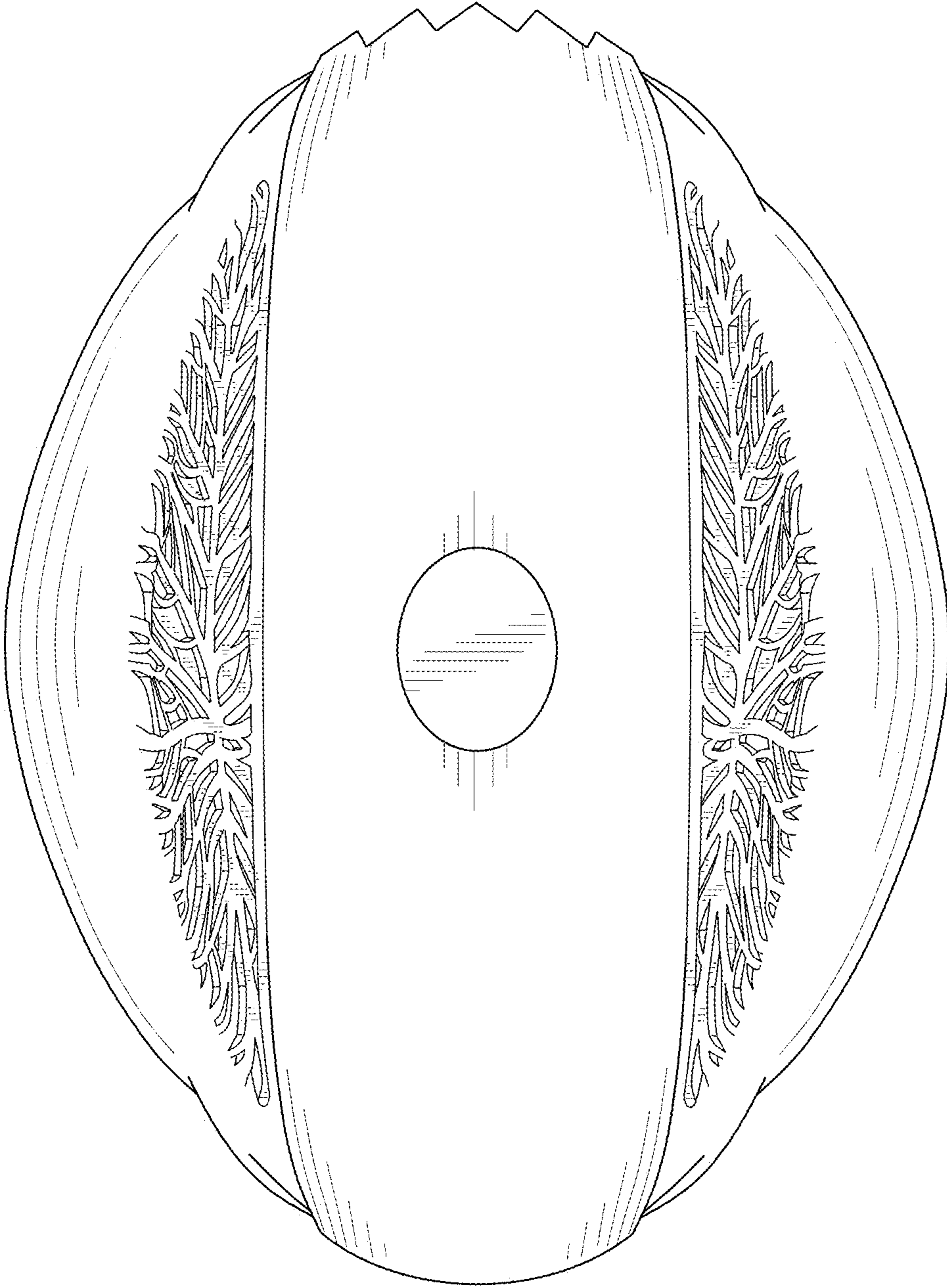


FIG. 5

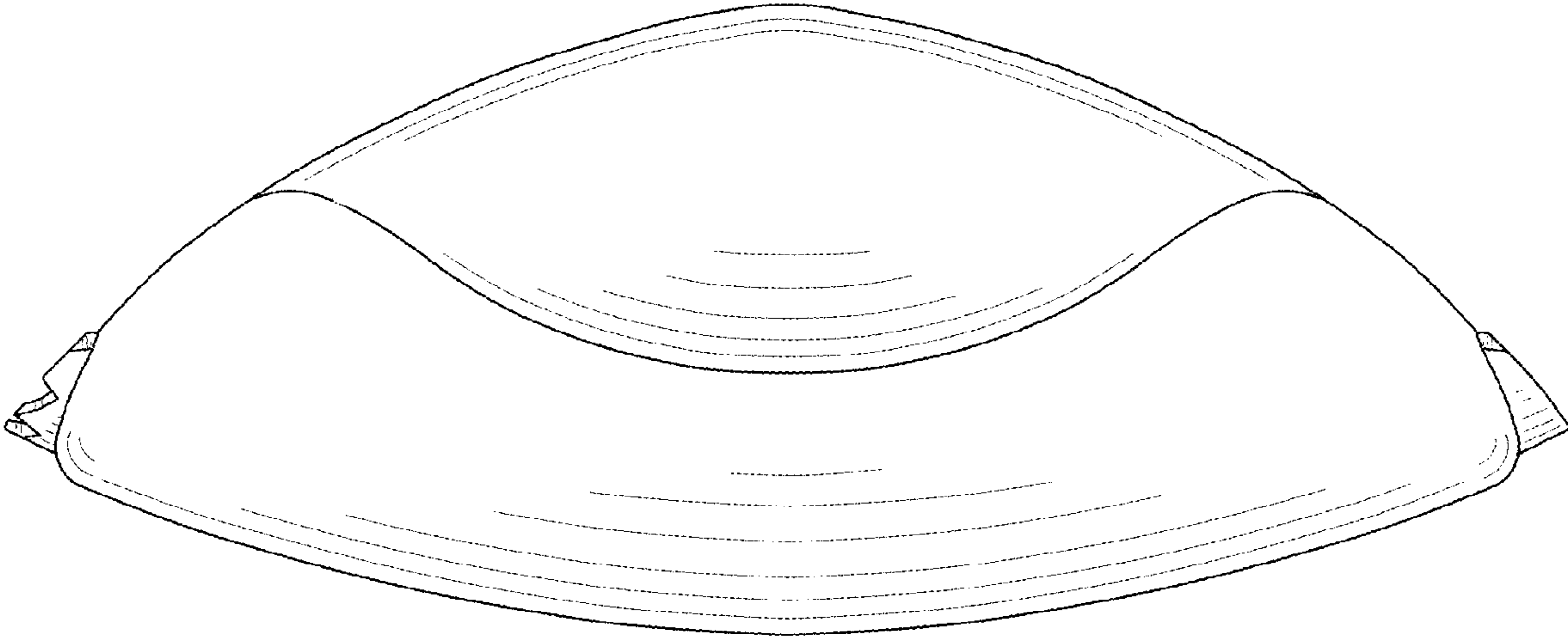


FIG. 6

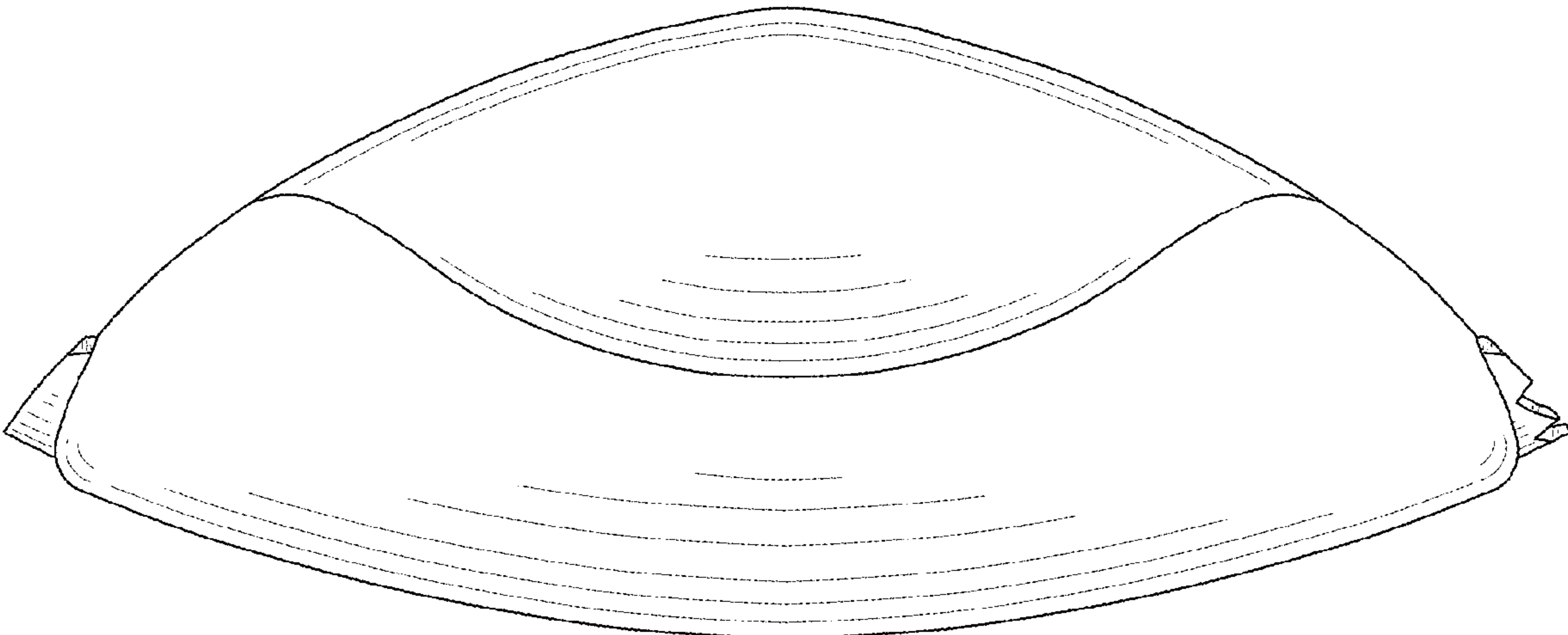


FIG. 7

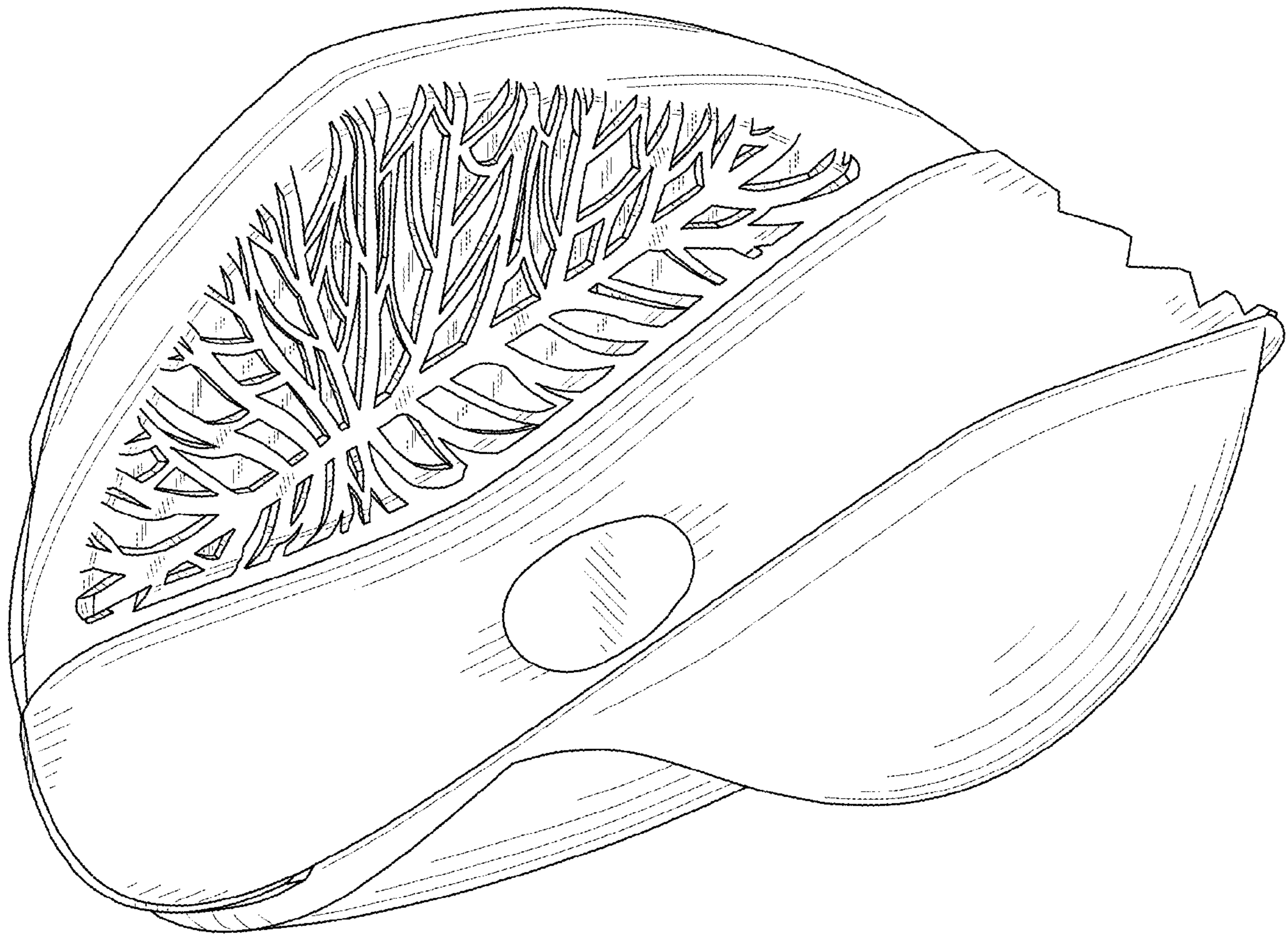


FIG. 8