



US00D989547S

(12) **United States Design Patent** (10) **Patent No.:** **US D989,547 S**
Hester (45) **Date of Patent:** **** Jun. 20, 2023**

(54) **SKILLET**
(71) Applicant: **Anthony Hester**, Johnson City, TN (US)
(72) Inventor: **Anthony Hester**, Johnson City, TN (US)
(**) Term: **15 Years**
(21) Appl. No.: **29/790,023**
(22) Filed: **Oct. 30, 2021**
(51) **LOC (14) Cl.** **07-02**
(52) **U.S. Cl.**
USPC **D7/361**
(58) **Field of Classification Search**
USPC D7/367, 362, 354, 323, 360, 359, 361
CPC A21B 2/00; A21B 3/00; A21B 3/13; A21B 3/15; A21B 5/00; A21B 5/02; A23N 12/06; A23N 12/08; A23N 12/10; A47J 37/00; A47J 37/01; A47J 37/04; A47J 37/041; A47J 37/042; A47J 37/066; A47J 37/067; A47J 37/0688; A47J 37/0694; A47J 37/07; A47J 37/0704; A47J 37/10; A47J 37/13; A47J 37/101; A47J 47/20; B65D 81/3446; F24C 15/10; F24C 15/12; F24C 15/14; F24C 15/16; F24C 15/164; F24C 15/18
See application file for complete search history.

D894,666 S * 9/2020 Tsai D7/354
D894,667 S * 9/2020 Tsai D7/354
D916,546 S * 4/2021 Dorion D7/360
D917,950 S * 5/2021 Dorion D7/360
D929,797 S * 9/2021 Dorion D7/360
D959,891 S * 8/2022 Tehrani D7/354
D973,421 S * 12/2022 Piksa D7/360
D976,052 S * 1/2023 Olsen D7/360
2012/0248123 A1 * 10/2012 Rayudu A47J 27/002
220/573.1

OTHER PUBLICATIONS

#10 Jewelled Skillet first available, Sep. 29, 2022. Retrieved from: <https://www.appalachiancastiron.com/product/10-jewelled-skillet> on Feb. 4, 2023.*
#10 Partnership Skillet, first available Jun. 29, 2022. Retrieved from: <https://www.appalachiancastiron.com/product/ironpartner10p> on Feb. 4, 2023.*

* cited by examiner

Primary Examiner — Shannon W Morgan
Assistant Examiner — Terilyn Nicole Davis
(74) *Attorney, Agent, or Firm* — Robinson IP Law, PLLC

(57) **CLAIM**

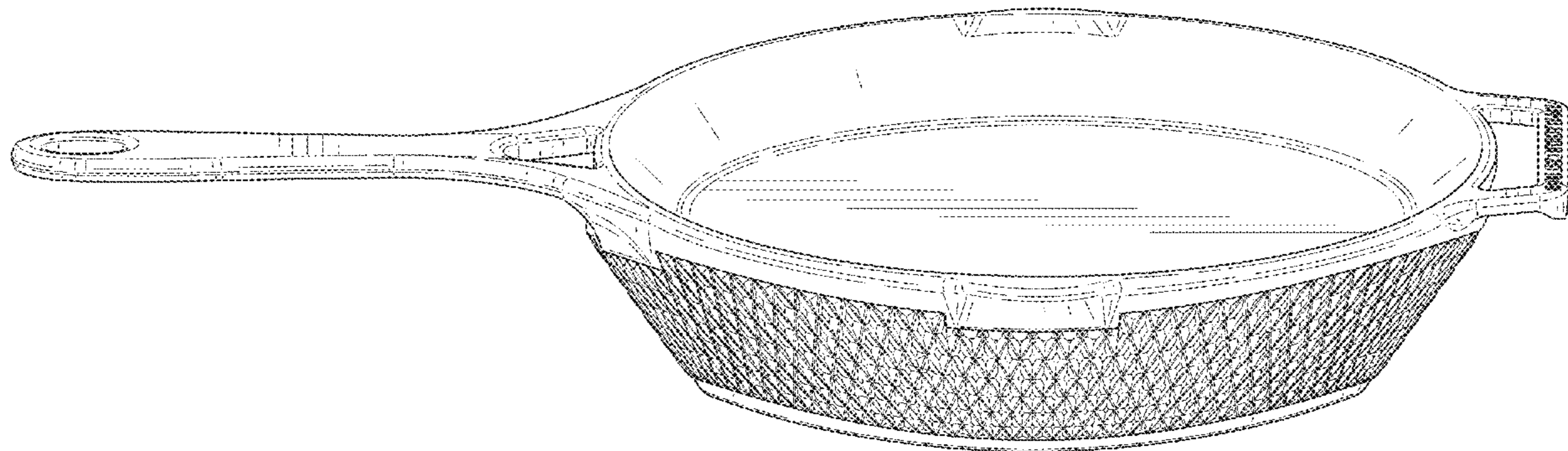
The ornamental design for a skillet, as shown and described.

DESCRIPTION

FIG. 1 is a front perspective view of the skillet.
FIG. 2 is a left-side view thereof;
FIG. 3 is a right-side view thereof;
FIG. 4 is a rear view thereof;
FIG. 5 is a front view thereof;
FIG. 6 is a top view thereof; and,
FIG. 7 is a bottom view thereof.
The broken lines shown in the figures depict portions of the skillet that form no part of the claimed design.

1 Claim, 5 Drawing Sheets

(56) **References Cited**
U.S. PATENT DOCUMENTS
D277,254 S * 1/1985 Matsuhisa D7/359
D423,279 S * 4/2000 Barker D7/363
D458,798 S * 6/2002 Kellermann D7/360
6,523,460 B1 * 2/2003 Lange A47J 37/108
99/450
D751,333 S * 3/2016 Moehl D7/354
D883,731 S * 5/2020 Tsai D7/354



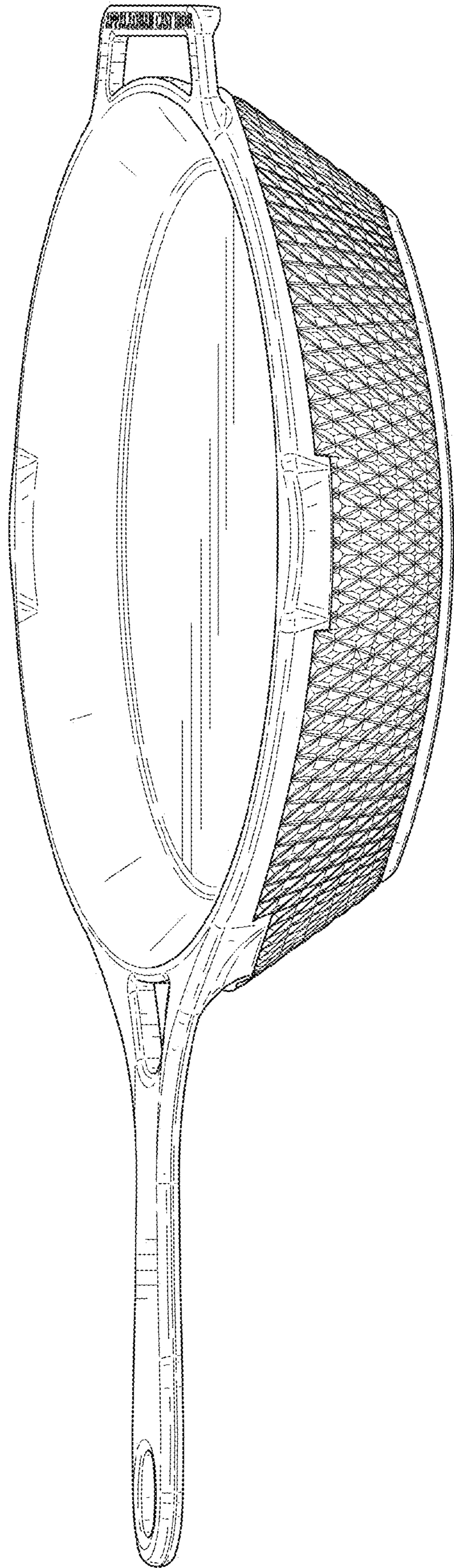


FIG. 1

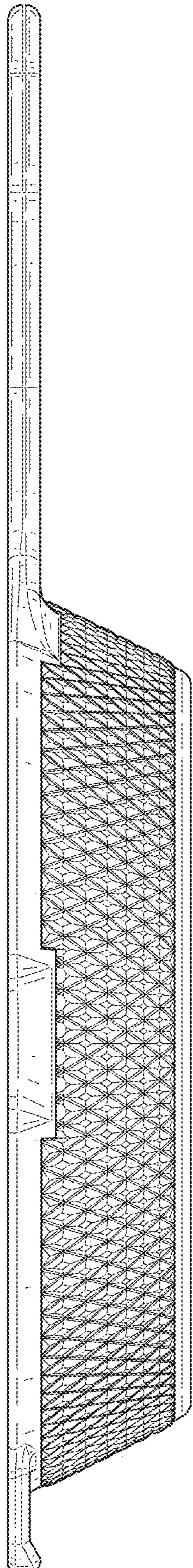


FIG. 2

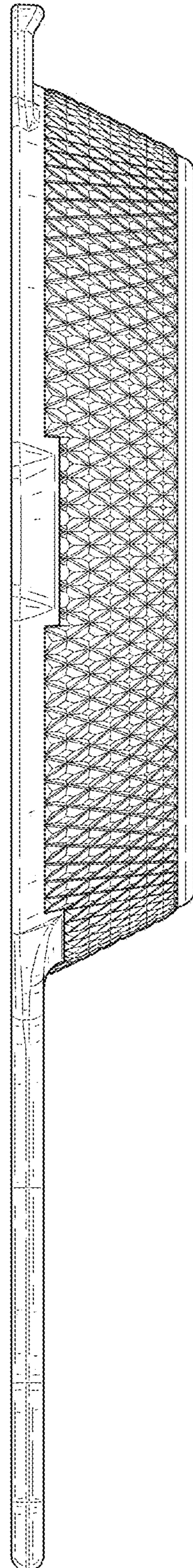


FIG. 3

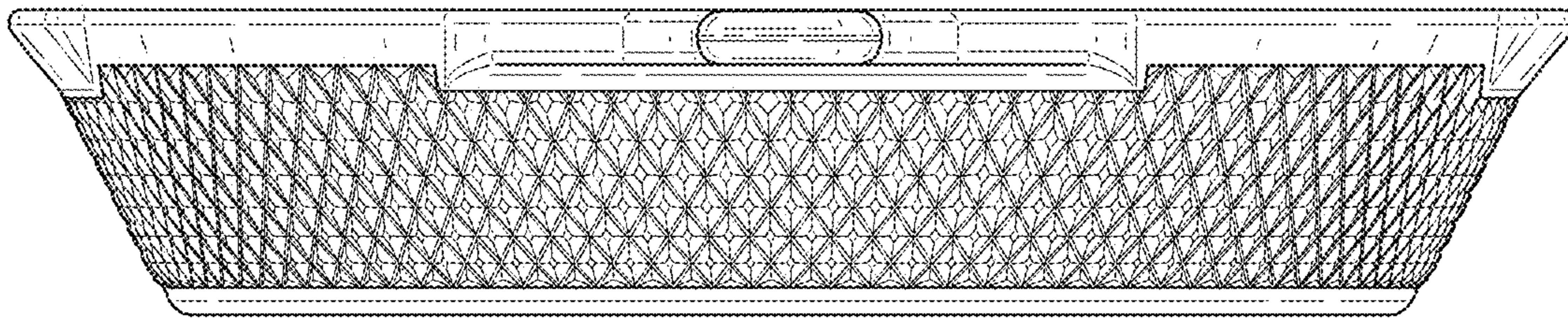


FIG. 4

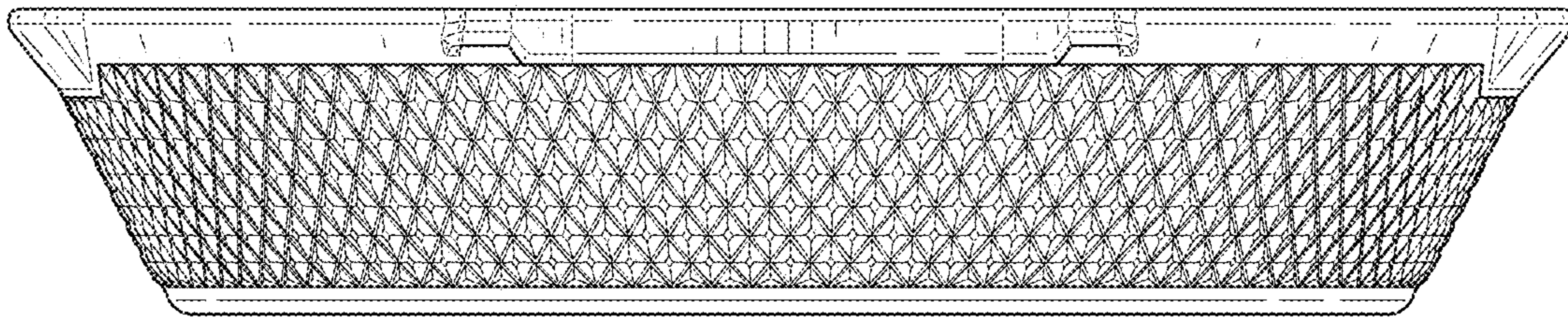


FIG. 5

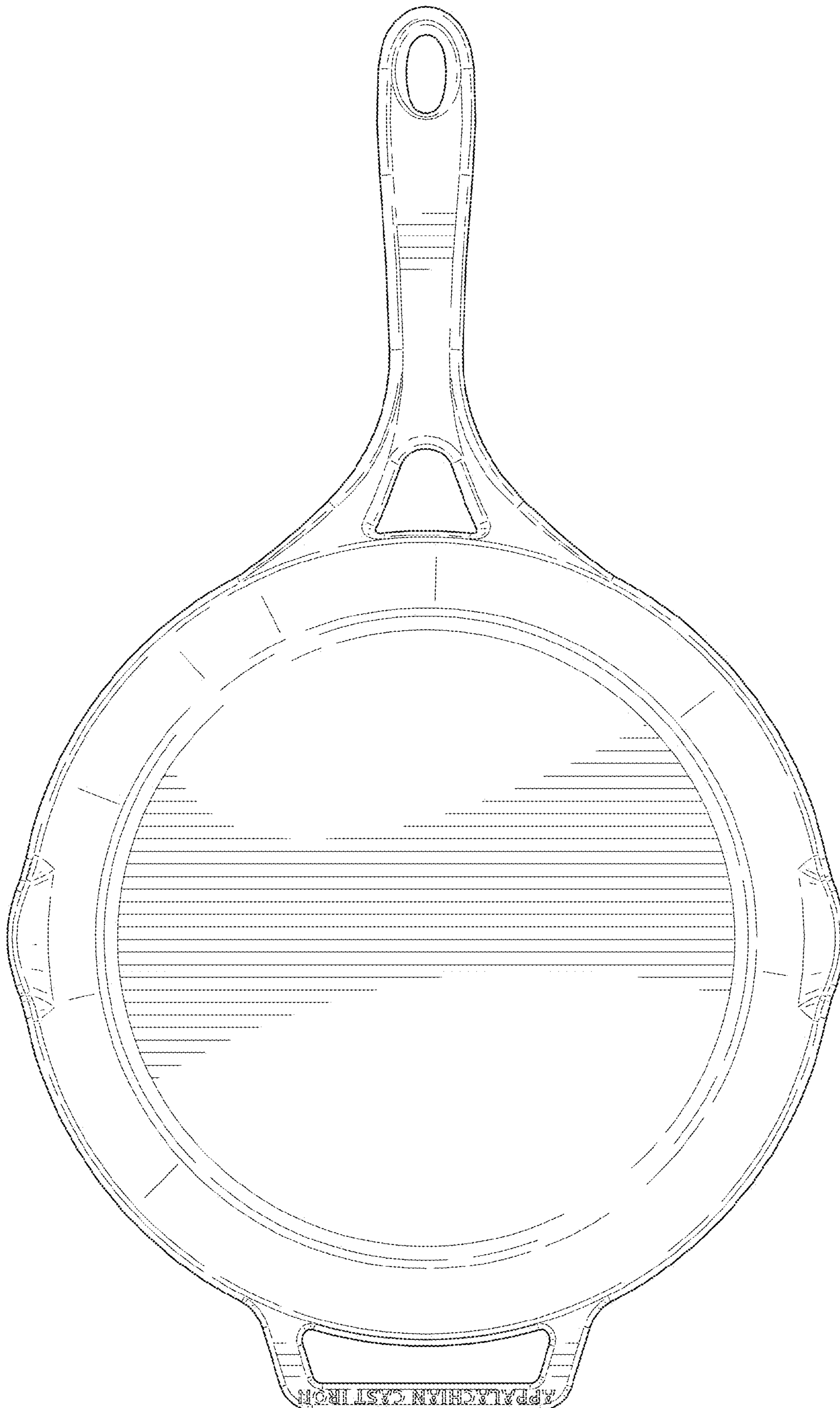


FIG. 6




FIG. 7