



US00D989516S

(12) **United States Design Patent** (10) **Patent No.:** **US D989,516 S**  
**Therrien et al.** (45) **Date of Patent:** **\*\* \*Jun. 20, 2023**

(54) **STONE BATH MAT**  
(71) Applicant: **Onward Partners, LLC**, Lindon, UT (US)  
(72) Inventors: **Paige Therrien**, Huntington Beach, CA (US); **Jia Yan Branche**, Fullerton, CA (US)  
(73) Assignee: **Onward Partners, LLC**, Lindon, UT (US)

D729,417 S \* 5/2015 Martin ..... D25/138  
D753,414 S \* 4/2016 Cofer ..... D6/583  
D840,554 S \* 2/2019 Mendes Silva Castro .. D25/138  
D844,119 S \* 3/2019 Morales ..... D23/305  
D879,504 S \* 3/2020 Lopez ..... D6/583  
D898,469 S \* 10/2020 Williams ..... D6/606  
D898,471 S \* 10/2020 Williams ..... D6/606  
D898,472 S \* 10/2020 Williams ..... D6/606  
D930,391 S 9/2021 Klug et al.

(\* ) Notice: This patent is subject to a terminal disclaimer.

(\*\*) Term: **15 Years**

(21) Appl. No.: **29/808,487**

(22) Filed: **Sep. 20, 2021**

(51) **LOC (14) Cl.** ..... **06-11**

(52) **U.S. Cl.**  
USPC ..... **D6/583**

(58) **Field of Classification Search**  
USPC ..... D6/582-583, 587-589, 592; D5/4, 26, D5/41, 56, 58, 59; D32/57  
CPC ..... A47G 27/0225; A47G 27/0237; A47K 3/002; A47L 23/26; A47L 23/266; A63B 6/00

See application file for complete search history.

(56) **References Cited**

**U.S. PATENT DOCUMENTS**

D649,788 S \* 12/2011 Sheehan ..... D5/56  
D650,994 S \* 12/2011 Sheehan ..... D5/56  
D695,552 S \* 12/2013 Gatto ..... D6/601

**OTHER PUBLICATIONS**

SUTERA—Stone Bath Mat. Sold on Amazon.com. Sep. 30, 2021. Accessed on Dec. 17, 2022. <<https://www.amazon.com/SUTERA-Diatomaceous-Absorbent-Eco-Friendly-Resistant/dp/B09C1JKHSN/?th=1>> (Year: 2021).\*

\* cited by examiner

*Primary Examiner* — Michelle E. Wilson

*Assistant Examiner* — Clare Ann Gannon

(57) **CLAIM**

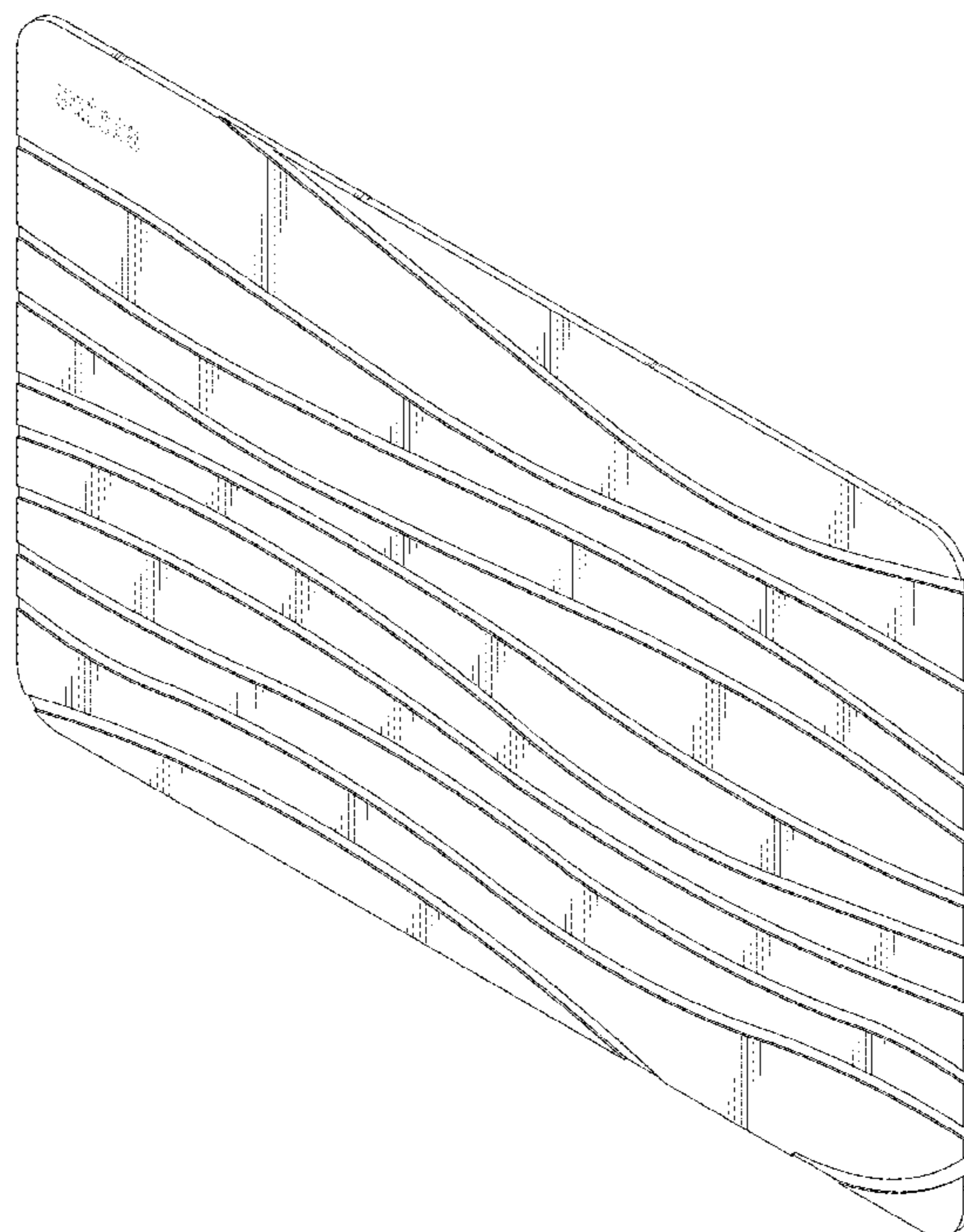
The ornamental design for a stone bath mat, as shown and described.

**DESCRIPTION**

FIG. 1 is a perspective view of a stone bath mat showing an embodiment of our new design.  
FIG. 2 is a front view thereof;  
FIG. 3 is a rear view thereof;  
FIG. 4 is a side view thereof;  
FIG. 5 is an opposite side view thereof;  
FIG. 6 is a top view thereof; and,  
FIG. 7 is a bottom view thereof.

The broken lines show environmental features and form no part of the claimed design.

**1 Claim, 5 Drawing Sheets**



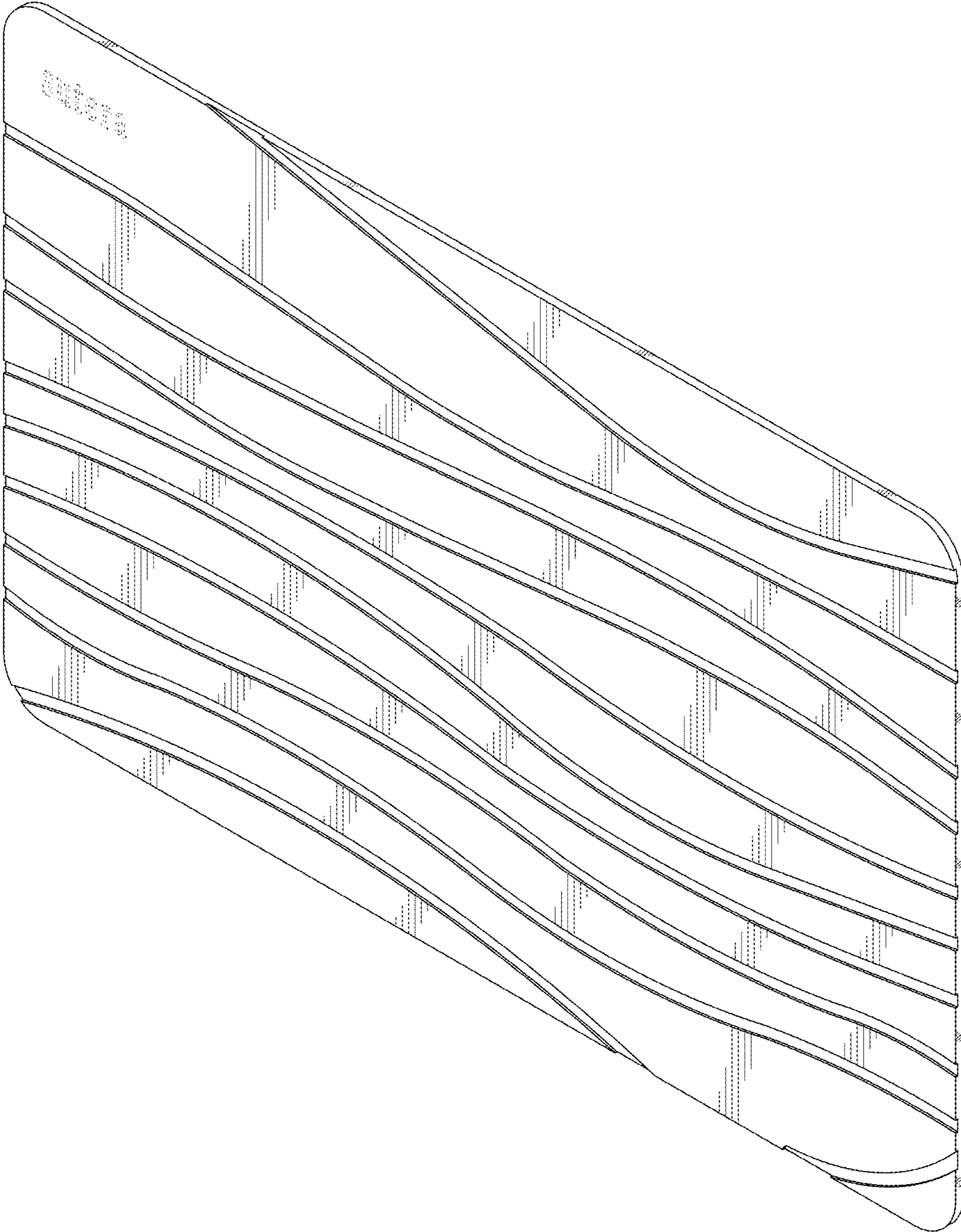


FIG. 1



FIG. 2




FIG. 3



FIG. 4



FIG. 5




FIG. 6

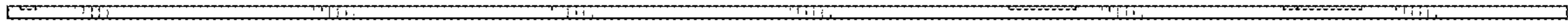


FIG. 7